

# Options for Creating Fiscal Room for Investment and Other Spending Needs

Germany

Galen Sher

SIP/2024/034

*IMF Selected Issues Papers* are prepared by IMF staff as background documentation for periodic consultations with member countries. It is based on the information available at the time it was completed on July 1, 2024. This paper is also published separately as IMF Country Report No 24/230.

**2024**  
July





**IMF Selected Issues Paper**  
European Department

**Options for Creating Fiscal Room for Investment and Other Spending Needs, Germany**  
**Prepared by Galen Sher\***

Authorized for distribution by Kevin Fletcher  
July 2024

**IMF Selected Issues Papers** are prepared by IMF staff as background documentation for periodic consultations with member countries. It is based on the information available at the time it was completed on July 1, 2024. This paper is also published separately as IMF Country Report No 24/230.

**ABSTRACT:** Germany needs substantially higher levels of public investment. At the same time, the country is facing rising pension, healthcare, long-term care, and defense expenditures. If Germany were eventually to ease moderately its national fiscal rules, as recommended by IMF staff, this would create some fiscal room but would not be sufficient on its own. This paper therefore explores options for Germany to generate additional fiscal room by reducing its public spending and increasing its revenues, while minimizing the associated costs to the economy. To aid this exploration, this paper also examines areas where Germany's spending and revenue levels stand out in international comparison. The options for generating fiscal room include: (i) finding efficiencies in healthcare spending; (ii) stabilizing the finances of the social security system; (iii) eliminating environmentally harmful subsidies; (iv) raising revenues from goods and services taxes; (v) raising property taxes and closing loopholes in inheritance taxes; and (vi) earning higher returns on the government's financial assets.

**RECOMMENDED CITATION:** Galen Sher. Options for Creating Fiscal Room for Investment and Other Spending Needs. IMF Selected Issues Paper (SIP/2024/034). Washington, D.C.: International Monetary Fund.

JEL Classification Numbers:	H20, H51, H55
Keywords:	Germany, taxes, subsidies, healthcare, social security
Author's E-Mail Address:	<a href="mailto:GSher@imf.org">GSher@imf.org</a>

SELECTED ISSUES PAPERS

# **Options for Creating Fiscal Room for Investment and Other Spending Needs**

Germany



# GERMANY

## SELECTED ISSUES

July 1, 2024

Approved By  
European Department

Prepared by Galen Sher

## CONTENTS

### OPTIONS FOR CREATING FISCAL ROOM FOR INVESTMENT AND OTHER

<b>SPENDING NEEDS</b>	<b>3</b>
A. Introduction	3
B. Germany's Government Revenue and Expenditure Levels in International Comparison	5
C. Option 1: Finding Efficiencies in Healthcare Spending	6
D. Option 2: Stabilizing Social Security Finances	8
E. Option 3: Eliminating Environmentally Harmful Subsidies	10
F. Option 4: Raising Revenues from Goods and Services Taxes	13
G. Option 5: Raising Property Taxes and Closing Loopholes in Inheritance and Gift Taxes	14
H. Option 6: Earning Higher Returns on the Government's Assets	16
I. Conclusion	17

### FIGURES

1. Investment Needs Are High and Spending Pressures Will Rise	4
2. High Public Health Spending	6
3. Government Transfers to Social Security	8
4. High Old Age and Survivors' Pensions and High In-Kind Benefits	11
5. Energy Subsidies in 2018	13
6. Low Goods and Services Tax Revenues	14
7. Low Property Tax Revenues	15
8. Low Revenues from Assets	17

**TABLES**

1. Revenue and Expenditure Compared to Other Advanced Economies	6
2. Environmentally Harmful Subsidies, 2018	12
References	18

# OPTIONS FOR CREATING FISCAL ROOM FOR INVESTMENT AND OTHER SPENDING NEEDS<sup>1</sup>

Germany needs substantially higher levels of public investment. At the same time, the country is facing rising pension, healthcare, and long-term care expenditures associated with aging, as well as rising defense spending pressures associated with Russia's war in Ukraine. If Germany were eventually to ease moderately its national fiscal rules, as recommended by IMF staff, this would create some fiscal room to accommodate these rising spending pressures through a higher deficit but would not be sufficient on its own.<sup>2</sup> This chapter therefore explores options for Germany to generate additional fiscal room by reducing its public spending and increasing its revenues, while minimizing the associated costs to the economy. To aid this exploration, this chapter also examines areas where Germany's spending and revenue levels stand out in international comparison. The options for generating fiscal room include: (i) finding efficiencies in healthcare spending; (ii) stabilizing the finances of the social security system; (iii) eliminating environmentally harmful subsidies; (iv) raising revenues from goods and services taxes; (v) raising property taxes and closing loopholes in inheritance taxes; and (vi) earning higher returns on the government's financial assets.

## A. Introduction

### 1. Over the medium term, Germany faces rising spending pressures from aging and defense, as well as a need to expand public investment in transport, energy, communications, and other infrastructure.

- *Aging-related health and pensions spending.* The European Commission's Aging Report 2024 (European Commission 2024) estimates that Germany's public pension and health expenditures will increase by 0.6 and 0.3 percent of GDP, respectively, over the next five years (Figure 1, left), and by 0.9 and 0.7 percent by 2040. Both contributions and federal transfers to the pension system increase quasi-automatically<sup>3</sup> when cash reserves in the system are expected to fall below a minimum threshold. Transfers from the federal government to the pension system are therefore projected to increase by €32 billion by 2030 according to the government's Pensions Insurance Report 2023 (Federal Ministry of Labor and Social Affairs 2023), or 0.3 percentage points of GDP using staff's GDP projections.
- *Defense spending.* To meet its NATO targets, Germany's defense spending will also likely rise by 0.3 percent of GDP in the near term. While the special fund for defense will finance some of this,

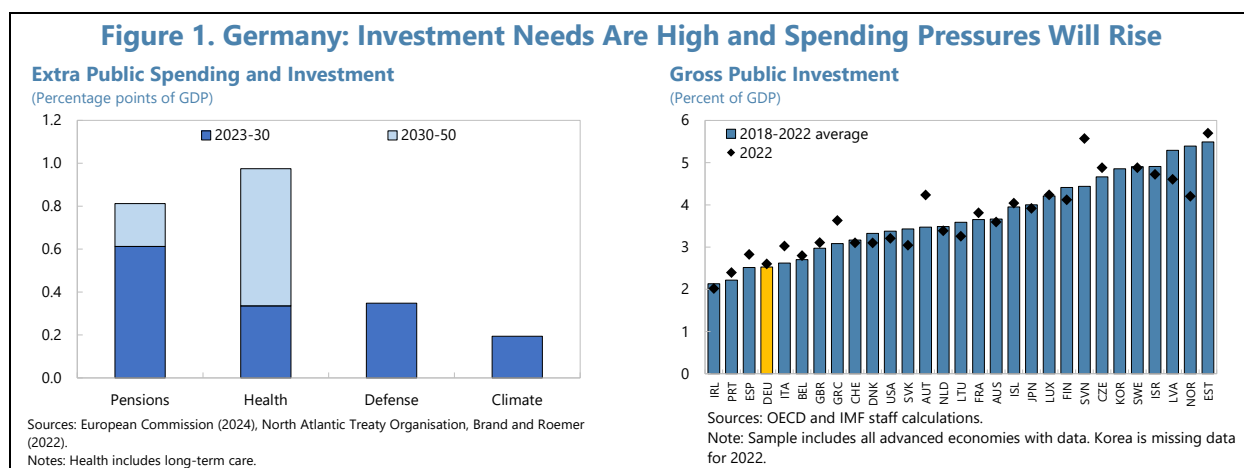
<sup>1</sup> Prepared by Galen Sher.

<sup>2</sup> "Fiscal room" is used in this chapter to refer to the ability to increase spending or reduce revenue without violating German or EU fiscal rules. This differs from the concept of "fiscal space," which the IMF defines as "the ability to provide fiscal stimulus without jeopardizing the sustainability of the financial position or the stability of the economy" (see, for example, [IMF 2022](#)).

<sup>3</sup> The increases are quasi-automatic in the sense that they are specified in Sections 158 and 213 of the *Sozialgesetzbuch VI*, but increases in contribution rates require a regulation to be issued.

two-thirds of the fund are projected to be committed by the end of this year and the fund itself will expire in 2027.

- Public infrastructure investments.** Substantial additional investment is needed to upgrade infrastructure in transportation, energy, communications, and other areas. For example, the latest engineering inspections from September 2018 reveal that [10.4 percent](#) of all bridges on federal highways have damage or defects that affect their structural stability or create unsafe traffic flow, therefore requiring immediate repair and possibly requiring restrictions on use or additional warnings to maintain traffic safety (a rating of between 3.0 and 3.4 as interpreted in Haardt 1999). A further 1.7 percent of such bridges are in even worse condition, with significant structural impairments or creating significant traffic insecurity (a rating of between 3.5 and 4.0).<sup>4</sup> Despite public investment having increased from 2.3 percent of GDP in 2018 to 2.6 percent in 2023, Germany still ranks near the bottom of advanced economies in this area (Figure 1, right). Public investment would have to increase by around 1 percent of GDP to bring Germany up to the median of advanced economies.<sup>5</sup>



**2. To make room for these spending needs, Germany should consider adjusting its debt-brake rule to allow for a higher deficit, as explained in the IMF's accompanying Staff Report (IMF 2024).** A well-designed fiscal rule is helpful to promote fiscal discipline. However, the debt brake's current calibration results in an unnecessarily fast pace of debt reduction, especially when

<sup>4</sup> Other examples of needed public infrastructure include green energy (i.e., renewable electricity production and electricity grids) and fiber optic connections. Yearly public investment needs to increase by at least 0.2 percent of GDP to meet Germany's climate targets (Brand and Römer 2022). Fiber optic connections have expanded quickly in the last 12 months, but they now only pass 28 percent of households in Germany, compared to 57 percent in the average EU country (IMF 2024).

<sup>5</sup> Differences in the scope of general government can make such cross-country comparisons somewhat uncertain. Germany's national railway company (*Deutsche Bahn*), for example, is not included in Germany's general government statistics. It has invested around 0.4 percent of GDP in recent years. Another source of uncertainty, which would increase Germany's estimated need for public investment, is the extent to which the country needs to compensate for years of underinvestment (relative to peer countries) with a period of overinvestment.



debt sustainability risks are low.<sup>6</sup> Moreover, the debt brake can require excessive adjustment in years like 2024, when the escape clause is not activated for the first time (after several years of activation). The authorities should thus consider increasing somewhat the annual deficit limit, as explained in IMF (2024), which would create room for needed public investment while still keeping the debt ratio on a downward trajectory.

**3. Adjusting the debt brake rule, however, would not be sufficient on its own.** Adjusting the debt brake, as proposed above, would create significant fiscal room to accommodate rising medium-term spending pressures, but such an easing would not fully address them. Credible medium-term fiscal plans and deficit-reducing reforms are therefore also needed to offset these pressures and reduce policy uncertainty. In the absence of well-crafted fiscal structural reforms, rising spending pressures could crowd out high priority expenditures like public investment and/or require increases in growth-reducing distortionary taxes. Medium-term plans, for example, assume that pension contribution rates will increase substantially (Section D below). Such increases could exacerbate labor market distortions, especially while health insurance contributions increase in parallel.

**4. This paper therefore identifies several options to create additional fiscal room through potential expenditure reductions and revenue increases.** The resulting menu of policy options is guided by examining areas where Germany stands out in simple comparisons against other advanced economies. The menu is also partly guided by an effort to focus on measures for which (i) economic costs are expected to be limited because the measure either does not strongly distort important economic choices or offsets pre-existing distortions; and/or (ii) the measure helps achieve societal objectives like mitigating climate change or reducing inequality. This paper presents more options than are necessary, meaning that not all of the options need to be adopted. Choices between the various options will depend on social preferences, for example on the size of the government.

## B. Germany's Government Revenue and Expenditure Levels in International Comparison

**5. Germany has a larger government (relative to its GDP) than most other advanced economies** (Table 1). The general government—combining federal, Länder, and municipal governments and the social security system—spent 3.7 percentage points of GDP more than the median advanced economy over the 2015–19 period.<sup>7</sup> The German government's revenues were even larger, exceeding those of the median advanced economy by 5.2 percentage points of GDP over the same period, which reflects the fact that Germany tends to incur a smaller fiscal deficit. Germany's revenues are larger because of its large welfare state, which means that Germany takes in substantially more social contributions and spends substantially more on social benefits than other

<sup>6</sup> Germany's current debt sustainability risks are assessed in the accompanying staff report (IMF 2024). The government publishes its own assessment (Federal Ministry of Finance 2024).

<sup>7</sup> This study follows the IMF's definition of advanced economies. The IMF's list of 41 advanced economies is published regularly in its *World Economic Outlook* report.

advanced economies. Tax revenues, on the other hand, are (1.2 percentage points of GDP) lower in Germany than in other advanced economies, which is driven by lower taxes on goods and services and on property. Germany's welfare state also accounts for its high expenditures compared to other advanced economies. If one looks past social transfers to other kinds of public expenditure, these are almost all lower in Germany than in the median advanced economy. Spending on compensation of public sector employees, for example, is substantially (2.7 percentage points of GDP) below that of the median advanced economy.

**Table 1. Germany: Revenue and Expenditure Compared to Other Advanced Economies**  
(Percent of GDP)

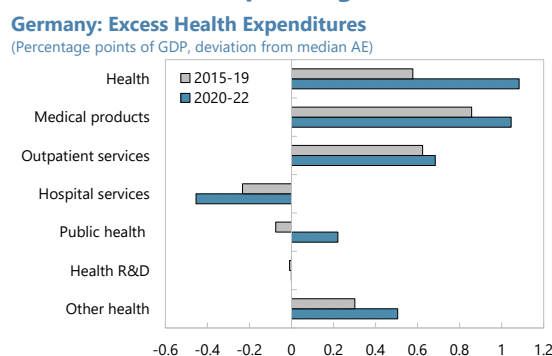
Revenue side	DEU	vs. AEs	Expenditure side	DEU	vs. AEs
Revenue	45.2	5.2	Expense	43.8	3.7
Tax revenue	23.7	-1.2	Compensation of empl.	7.4	-2.7
on inc., profit, cap. gains	12.4	1.6	Use of goods & services	5.0	-0.7
on payroll and workforce	0.0	0.0	Consumption of fixed cap.	2.2	-0.5
on property	0.6	-0.4	Interest expense	1.1	-0.4
on goods & services	10.0	-1.8	Subsidies expense	0.8	-0.2
on int. trade & transact.	0.0	0.0	Grants expense	1.2	0.3
Other taxes	0.6	0.6	Social benefits expense	24.0	8.5
Social contributions	16.9	5.9	Other expense	2.1	-0.4
Other revenue	4.5	-0.3			

Notes: Each country's revenues and expenses within each category are averaged over the 2015-19 period. This period is chosen to abstract from temporary pandemic-related effects. The column "DEU" shows Germany's revenue or expense in percent of GDP. The column "vs. AEs" shows the difference between Germany's revenue or expense, in percent of GDP, and that of the median advanced economy. Differences between German spending levels and those of other advanced economies should be interpreted with some caution, including because the median of advanced economies does not necessarily correspond to an "optimal" level.

## C. Option 1: Finding Efficiencies in Healthcare Spending

**6. Germany has a high share of (combined public and private) health spending in GDP.** In turn, this seems to be driven by the fact that Germany consumes the second-highest volume of healthcare services in the OECD, after the United States (see Figure 3 in OECD, 2020). For example, Germany made use of [9.8 in-person doctors' consultations per person in 2019](#), compared to just 5.9 in France and 3.9 in Denmark.<sup>8</sup> This high quantity of healthcare

**Figure 2. Germany: High Public Health Spending**



Source: IMF Government Finance Statistics Database and IMF staff calculations.  
Notes: Covers general government. Medical products includes appliances and equipment.  
AE = advanced economy; R&D = research and development.

<sup>8</sup> Similarly, Germany discharged 25 patients per person from hospital in 2019, compared to 17 in France and 15 in Denmark, which illustrates the higher rate of hospital usage in Germany.

consumption in Germany more than outweighs healthcare prices, which are lower in Germany than in the median OECD country (OECD 2020). Furthermore, the high share of German health spending in GDP does not seem to be fully explained by Germany having an older population than most other OECD countries. For example, among a sample of 15 countries where data are available, Germany has the second-highest health spending per person even after adjusting for its older population (Morgan and Mueller 2023).

**7. The German government spends more on healthcare, especially medical products and equipment and outpatient services, than most advanced economies.** Even before the COVID-19 pandemic, Germany spent more on healthcare than the median advanced economy. It spent around 0.6 percentage points of GDP more over the 2015–19 period, and this excess spending increased to 1.1 percentage points during 2020–22 (Figure 2). Excess healthcare spending reflects excess spending on medical products, appliances, and equipment, as well as outpatient services, even though Germany spends less than the median advanced economy on hospital services. Over the 2015–19 period, spending on medical products, appliances, and equipment was 0.9 percentage points of GDP higher than the median advanced economy, while spending on outpatient services was 0.6 percentage points higher.

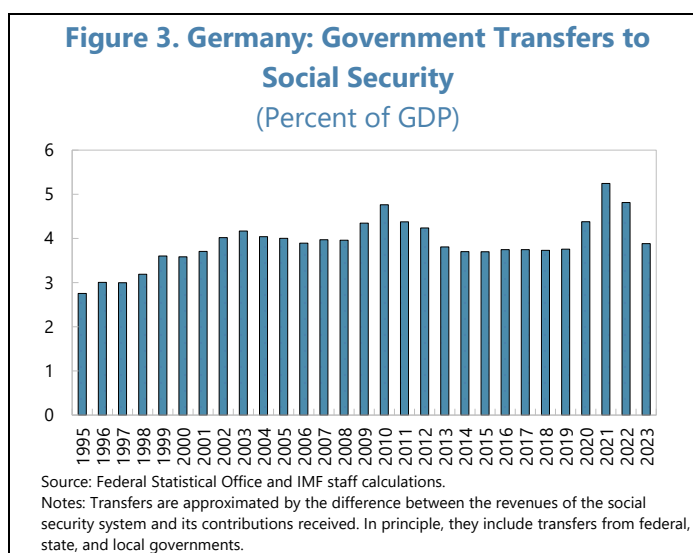
**8. Germany’s high public spending on outpatient services could potentially be reduced by reforming pricing structures to disincentivize unnecessary procedures.** The Federal Ministry of Health (2024) states that Germany’s system of flat-rate fees for reimbursing hospitals encourages hospitals to maximize the number of patients treated, even in cases where there is no medical justification for treatment. Parliament is currently debating a law (*Krankenhausversorgungsverbesserungsgesetz*) that would change these incentives.

**9. The costs of medical products, appliances, and equipment could also potentially be reduced through greater use of joint procurement and digitalization of procurement.** Public procurement in Germany amounts to some 15 percent of GDP, which is high and suggests that material savings could be possible. In Germany, procurement is fragmented, with about 30,000 decentralized organizations responsible for procurement. This group includes around 11,000 municipalities, where 58 percent of public procurement takes place. The OECD has recommended that Germany make more use of joint procurement to achieve economies of scale and digitalized procurement to reduce administrative costs (OECD 2019; OECD 2023). These recommendations likely apply to procurement in the healthcare sector as well, even though Germany has several joint purchasing initiatives in this sector already. For example, medical technology products are listed on *Kaufhaus des Bundes*, a federal government platform (OECD 2019), and at the regional level, medicines are purchased jointly by groups including AGKAMED and GDEKK (European Commission 2022).<sup>9</sup>

<sup>9</sup> Another possible explanation for high public spending on medical goods is drug pricing policy. In Germany, new medicines are paid for by the statutory health insurance system as soon as they come onto market, before prices have been negotiated with the relevant pharmaceutical company. This procedure has the advantage of providing quicker access to new medicines in Germany than in other countries, but at higher cost.

## D. Option 2: Stabilizing Social Security Finances

**10. Germany's social welfare system is larger than other countries and relies on large transfers from federal, state, and local governments.** In the 2015–19 period, social benefits in Germany, including sickness, unemployment, retirement, housing, education, and family benefits, were 24 percent of GDP, compared with a median of 15.5 percent in the median advanced economy, according to the Government Finance Statistics (GFS) database. These relatively high social benefits are only partly financed by higher social contributions. Specifically, while social benefits expenses were 8.5 percent of GDP above the median advanced economy in 2015–19, social contributions revenues were only 5.9 percent of GDP above other advanced economies (16.9 percent in Germany compared with 11.0 percent in other advanced economies). Germany's financing gap of around 3.8 percent of GDP between social security contributions and benefits is covered by federal, state, and local governments, which in turn finance these transfers through taxation and other revenues (Figure 3).



**11. Even with government transfers, there is uncertainty around the long-term financial sustainability of Germany's social security system, which creates policy uncertainty.**

- The **pension system's** reserves of 1 percent of GDP are expected to be used up by 2028.<sup>10</sup> After reserves are used up, contribution rates are set to increase substantially. For example, the government's *Pensions Insurance Report 2023* projected pension contribution rates to increase from 18.6 to 20.6 percent by 2030 and to 21.1 percent by 2037, based on the assumption that benefit replacement rates would be allowed to rise after 2025 in line with the pension system's sustainability mechanisms. Recent plans to instead keep replacement rates constant until 2039 could put further upward pressure on contribution rates and federal transfers to the system. The government's plan to build up the pension system's assets, which would earn the spread between capital markets and those on German government bonds (*Generationenkapital*), is welcome. However, the government estimates that this scheme would only generate supplementary funding of 0.2 percent of GDP a year from the mid-2030s, which suggests that substantial further reforms are needed.
- At the same time, reserves in the **health insurance system** are set to be exhausted by 2024 and, after increasing by 0.3 percentage points in 2023, contributions to statutory health insurance are

<sup>10</sup> According to the government's *Pensions Insurance Report 2023*.

set to increase “considerably” in the future (Bundesbank 2024). Long-term projections for health insurance contribution rates are not publicly available, which adds to policy uncertainty. Large increases in both pension and health insurance contribution rates could exacerbate labor market distortions.

**12. To put social security finances on a sounder footing, a detailed review could be conducted to identify areas where contributions could be raised or benefits reduced.** A full review is beyond the scope of this paper, but a few considerations are presented below.

**13. Social benefits could be reviewed to identify those that are especially costly and create adverse incentives.** For example, given the substantial challenges that Germany faces due to population aging and a shrinking workforce (see IMF 2024), a review of social benefits could focus on identifying any that might discourage labor supply. In a December 2023 [survey](#) of 126 economists, more than half said that savings could be identified in social welfare, and they pointed most frequently to basic income and the basic child allowance. Simple cross-country comparisons of Germany’s social benefits reveal the following patterns:

- **The social benefits where Germany stands out most relative to other countries are health benefits, followed by old age benefits and then survivors’ benefits.** Health, old age, and survivors’ benefit expenditures are around 2, 1.5, and 1.2 percentage points of GDP higher than those of the median advanced OECD economy (Figure 4, top left panel). Within old age and survivors’ benefits, the gaps against peer countries are driven by gaps in old age and survivors’ *pensions* specifically, rather than other old age or survivors’ benefits like early retirement pensions, residential care, or funeral expenses (Figure 4, top right panel). High levels of pension spending mainly reflect Germany’s relatively elderly population, as pension replacement rates are relatively low and the standard retirement age is relatively high compared to other OECD countries (Figure 4, middle panels).
- **Pension reforms could therefore improve the system’s sustainability.** Annual increases in pensions, for example, could be linked to inflation rather than wages,<sup>11</sup> as this would yield fiscal savings (assuming real wages rise over time) without undermining the pension system’s role as a safety net against old-age poverty (because pensioners would maintain a constant real income during retirement). Such a reform may also be progressive, as higher-income individuals tend to live longer and hence benefit more from the current system of rising real pensions in retirement. Furthermore, linking retirement ages to life expectancy, as recommended previously by IMF staff (IMF 2019), could also help in the longer term and increase elderly labor force participation, though retirement ages are already set to increase to 67 by 2031. Studies find that both reforms could help limit future increases in contribution rates (German Council of Economic Experts 2023; Scientific Advisory Board of the BMWi 2021).

<sup>11</sup> See German Council of Economic Experts. 2023. “Population Aging Surge and Pension Reforms.” Chapter 5, Annual Report 2023/24.

- **German provides a comparatively high level of in-kind social benefits.** The gap between Germany's social benefits and those of other advanced economies is accounted for mostly by social benefits in-kind, which were 8.5 percent of GDP in Germany, compared to 2.5 percent in the median advanced economy. Germany ranks second-highest in advanced economies in terms of these benefits (Figure 4, bottom left panel). Education accounted for the largest share, followed by hospital services, and then physician services and pharmaceuticals (Figure 4, bottom right panel). Social benefits that are paid in cash were also above the median advanced economy, but less so. In the 2015–19 period, they amounted to 8.5 percent of GDP, compared to 6 percent in the median advanced economy, resulting in excess spending of 2.5 percentage points of GDP.

## E. Option 3: Eliminating Environmentally Harmful Subsidies

**14. Germany could save over 1 percent in GDP a year by eliminating subsidies that are environmentally harmful, especially in the transport sector** (Table 2). Environmentally harmful subsidies include government spending or tax exemptions that distort prices in favor of fossil fuels, which boosts greenhouse gas emissions. Several of the environmentally harmful subsidies are also regressive, meaning that they exacerbate income inequality. A full assessment of Germany's environmentally harmful subsidies appears in Burger and Bretschneider (2021). Environmentally harmful subsidies in Germany are concentrated in the transport sector, and the following three transport-related subsidies account for around half the cost of all environmentally harmful subsidies in Germany:

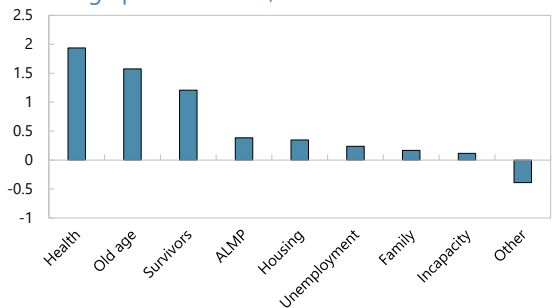
- *Tax exemptions for kerosene fuel in the aviation industry.* In Germany, kerosene fuel used in commercial aviation is exempt from energy tax, with the explicit objective of boosting the competitiveness of the domestic aviation industry (Federal Ministry of Finance 2023). This exemption makes air travel cheaper for passengers and thereby encourages them to choose air travel, rather than other modes of transport with lower emissions, like road or rail.<sup>12</sup> Similarly, it reduces financial incentives that would otherwise exist for the aviation industry to invest in fuel efficiency. Burger and Bretschneider (2021) estimate that this tax exemption costs the German government €8.4 billion a year and results in extra greenhouse gas emissions equivalent to 26 million tons of carbon dioxide a year.<sup>13</sup>

<sup>12</sup> A small part of this disincentive to use road or rail transport, in favor of air transport, is offset by the air traffic tax (*Luftverkehrsabgabe*).

<sup>13</sup> The government's Federal Subsidy Report (Federal Ministry of Finance 2023) calculates a smaller value for this subsidy (€584 million 2024) because, unlike Burger and Bretschneider (2021), it uses a narrower definition that does not factor in kerosene sold in Germany and used for international flights. The authorities' decision to increase the air traffic tax by its estimate of the kerosene fuel subsidy (around €580 million a year), from May 2024, will help to reduce slightly the competitive advantage that the tax rules give to aviation over road and rail transport, but because it is small overall and not linked directly to each company's consumption of kerosene, it will not create new financial incentives for companies to invest in fuel efficiency.

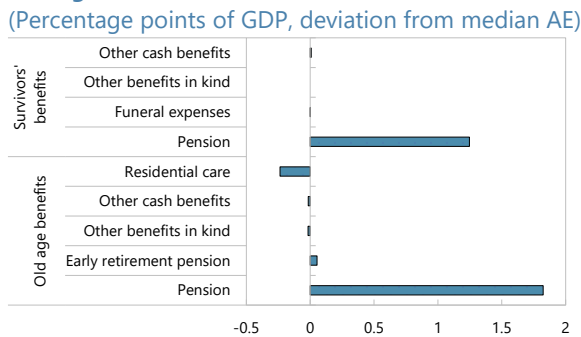
**Figure 4. Germany: High Old Age and Survivors' Pensions and High In-Kind Benefits**

**Social Policy Expenditures**  
(Percentage points of GDP, deviation from median AE)



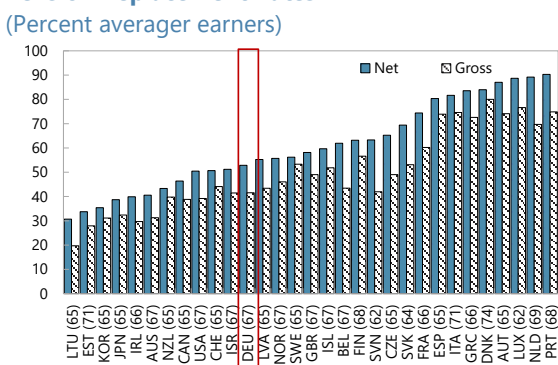
Source: OECD Social Expenditure Database.  
Notes: Old age expenditures include pensions as well as other cash and in kind benefits, including residential care. ALMP = Active labor market policies.

**Old Age/Survivors' Benefits**  
(Percentage points of GDP, deviation from median AE)



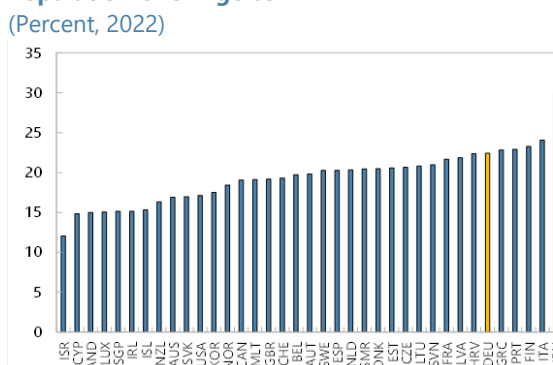
Source: OECD Social Expenditure Database.  
Notes: Old age expenditures include pensions as well as other cash and in kind benefits, including residential care. ALMP = Active labor market policies.

**Pension Replacement Rates**  
(Percent averager earners)



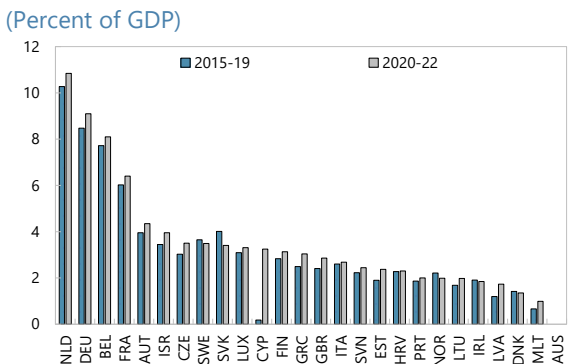
Source: OECD Pensions at a Glance 2021.

**Population Over Age 65**  
(Percent, 2022)



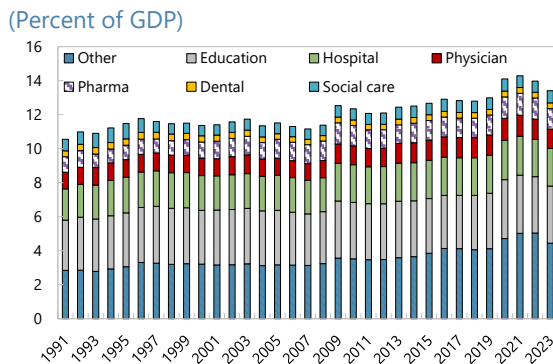
Sources: World Bank World Development Indicators.

**Social Benefits in Kind**  
(Percent of GDP)



Sources: IMF Government Finance Statistics and IMF staff calculations.

**Government Social Transfer in Kind**  
(Percent of GDP)



Sources: Federal Statistical Office and IMF staff calculations.



**Table 2. Germany: Environmentally Harmful Subsidies, 2018**

Measures	€ billion
Tax exemption for kerosene fuel in the aviation industry 1/	8.4
Energy tax concession for diesel fuel	8.2
Distance allowance - a tax deduction for commuting to work 2/	6
Lower VAT on meat and other animal products	5.2
Lower concession electricity and gas charges for public spaces	3.6
Favorable tax treatment for privately used company cars 2/	3.1
Electricity and energy tax reductions for the manufacturing and agriculture sect.	2.9
Relief from electricity and energy taxes for certain energy-intensive processes a	1.3
Concessions for energy-intensive industry regarding electricity grid fees	0.6
Exemption of agricultural vehicles from the vehicle excise duty	0.5
Tax concession for agricultural diesel fuel	0.5
<b>Total</b>	<b>40.3</b>
<i>in percent of GDP</i>	<i>1.2</i>

1/ Including international flights taking off or landing in Germany.  
2/ This measure does not exclusively support fossil fuels (for example, electric cars can also benefit from the measure). However, the allowance is estimated to contribute to  
3/ Including reimbursements of the peak equalization charges for manufacturing companies.  
Source: OECD

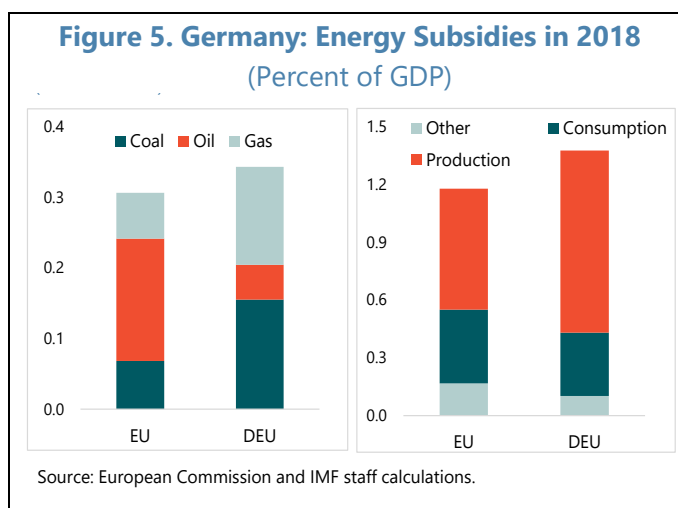
- *Tax exemptions for diesel fuel.* Germany taxes diesel at a lower rate than it taxes gasoline (65.45 cents a liter for gasoline, compared to 47.04 cents a liter for diesel, under [Section 2 of the Energy Tax Act](#)). This exemption makes it cheaper for consumers to drive diesel-fueled cars, which produce more greenhouse gas emissions than gasoline-fueled cars (see, for example, ICCT 2019). Burger and Bretschneider (2021) estimate that this tax exemption costs the German government €8.2 billion a year and results in extra greenhouse gas emissions equivalent to 3.7 million tons of carbon dioxide a year.<sup>14</sup>
- *The distance allowance (Entfernungspauschale).* The distance allowance is a tax deduction that employees can use to offset their cost of commuting to work. The allowance is environmentally harmful because it favors car transport over other modes of transport with lower greenhouse gas emissions, like rail, bus, cycling, or walking—the allowance for car transport is uncapped, whereas it is capped at €4,500 for other modes of transport. While drivers of electric vehicles also benefit from the allowance, the allowance primarily benefits combustion engine vehicles, because these make up most of the existing fleet. The allowance is also environmentally harmful because it favors longer commutes, which emit more greenhouse gases than shorter commutes, and favors more expensive modes of commuting, which typically emit more greenhouse gases (e.g., car transport rather than walking). Burger and Bretschneider (2021) estimate that the distance allowance costs the German government €6 billion a year and results in extra greenhouse gas emissions equivalent to 2 million tons of carbon dioxide a year. Beyond its high financial costs to the government and unwanted greenhouse gas emissions, the distance allowance also exacerbates inequality, because it is larger for households with higher marginal

<sup>14</sup> There is some discussion in Germany about the extent to which the favorable tax treatment of diesel fuel is offset by the higher tax rates on the sale of new diesel vehicles, but fuel taxes can be expected to be more efficient at reducing emissions than vehicle taxes, because fuel taxes are more closely linked to emissions themselves.



tax rates (which are higher-income households) and it is larger for households that commute further (which also tends to favor higher-income households).

**15. Relatedly, Germany could save about 0.4 percent of GDP by cutting fossil fuel subsidies** (Figure 5). The government greatly increased fossil fuel subsidies (through, for example, VAT exemptions and the gas price brake) during the energy crisis of 2022–23. The estimated savings here of 0.4 percent of GDP are what is expected to remain *after* those temporary, crisis-related relief measures are phased out.<sup>15</sup> More up-to-date reporting of the government’s fossil fuel subsidies would be helpful.



## F. Option 4: Raising Revenues from Goods and Services Taxes

**16. Germany collects less goods and services tax revenue than other advanced economies.** Germany’s goods and services tax revenues are 10 percent of GDP, which is 1.8 percentage points of GDP below those of the median advanced economy (Table 1 and Figure 6, left panel). This gap existed even before the COVID-19 pandemic, although it widened during the pandemic and subsequent energy crisis as VAT rates were lowered to provide relief to households and businesses.

**17. The gap in goods and services tax revenue seems to be driven by excise taxes, taxes on financial and capital transactions, and taxes on the use of goods.** Looking within goods and services tax revenues in more detail, the gap seems to be driven by a combination of excise taxes, where revenues are 0.4 percentage points of GDP below those of the median advanced economy, taxes on financial and capital transactions<sup>16</sup> (0.3 percentage points below), and taxes on the use of goods or the permission to use goods (0.3 percentage points below). Within the category of excise taxes, Germany’s excise tax rates seem relatively low on beer, wine, and other alcoholic beverages (Figure 6, bottom left).<sup>17</sup> Within the category of taxes on the use of goods, taxes on the use of vehicles are 0.1 percentage points of GDP below those of the median advanced economy.<sup>18</sup>

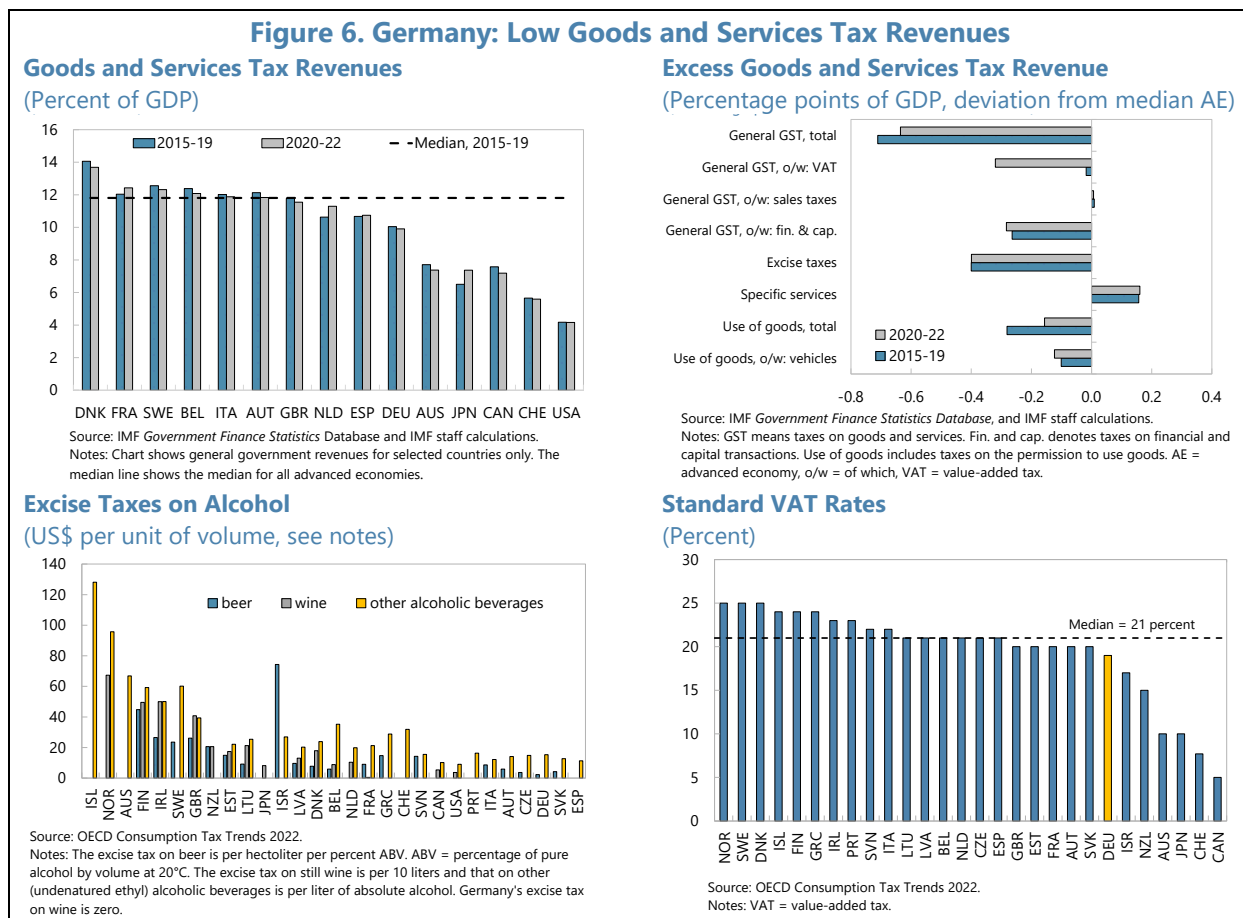
<sup>15</sup> The fossil fuel subsidies in Figure 5 are likely to overlap with the environmentally harmful subsidies in Table 2. Figure 5 and Table 2 come from different data sources.

<sup>16</sup> These are taxes on the purchase/sale of financial or non-financial assets, including real estate, stocks, and bonds. They do not include capital gains taxes or inheritance/gift taxes.

<sup>17</sup> By contrast, Germany’s excise tax rates for cigarettes and heating fuel oil appear to be near the median of those for advanced economies, and those for gasoline and automotive diesel seem to be at the high end of those for advanced economies.

<sup>18</sup> These exclude road tolls or vehicle property taxes.

**18. In addition, standard value-added tax (VAT) rates are lower in Germany than in other advanced economies.** Looking within goods and services tax revenues in more detail, VAT revenues were similar to those of the median advanced economy before the pandemic.<sup>19</sup> Nevertheless, there is scope to raise VAT revenues to close the goods and services tax revenue gap, because the standard VAT rate is 19 percent in Germany, 2 percentage points below that of the median advanced economy (Figure 6, bottom right).



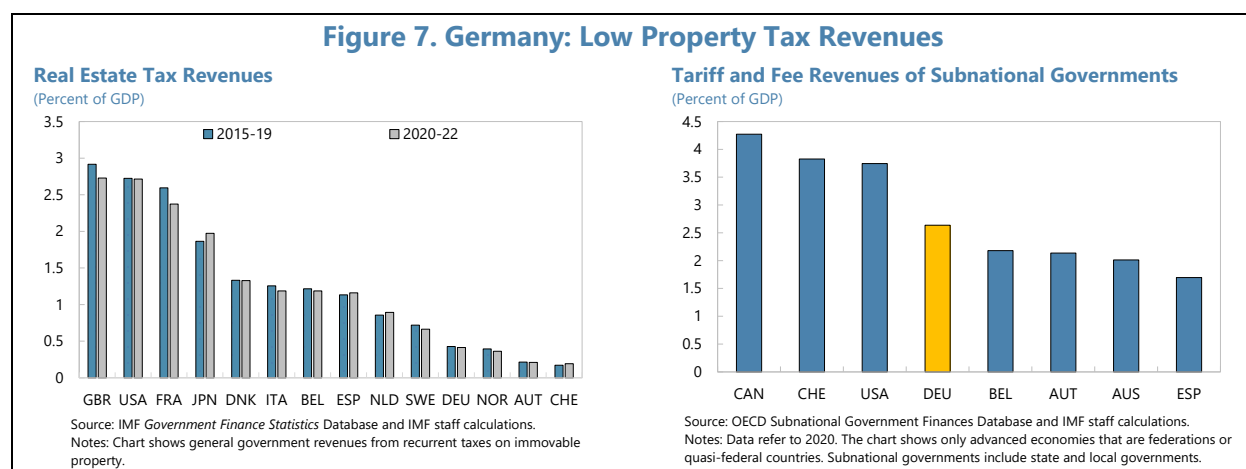
## G. Option 5: Raising Property Taxes and Closing Loopholes in Inheritance and Gift Taxes

**19. Germany could increase its collection of taxes on real estate.** It is a well-known result in economics that land value taxes are relatively efficient because they are difficult taxes to avoid by changing economic behavior and thus do not significantly distort economic activity—unlike personal income taxes, for example, which discourage labor supply.<sup>20</sup> Land value taxes are also highly progressive (as landowners tend to be wealthy) and thus can help reduce inequality.

<sup>19</sup> During the pandemic and energy crisis, VAT revenues fell below those of the median advanced economy (Figure 1, right panel), but this gap is likely to close as temporary relief associated with the pandemic and energy crises phases out.

<sup>20</sup> See, for example, Schwerhoff and others (2022).

However, Germany does not make full use of land value taxes and other recurring real estate taxes. In both the 2015–19 and 2020–22 periods, Germany collected 0.4 percent of GDP in recurring real estate taxes, compared with 0.8 percent in the median advanced economy. (In a reform of its real estate tax, Germany is updating the taxable values of all real estate to ensure that these values are current. However, this reform will not result in new revenue because average property tax rates will be lowered to make the reform revenue-neutral. The new property tax comes into force in [January 2025](#).) This undercollection in real estate taxes drives undercollection in the broader category of “property taxes,” which includes also taxes on net wealth, estates, inheritances, and gifts. In the 2015–19 period, Germany only collected 0.6 percent of GDP in property taxes, compared with 1 percent of GDP in the median advanced economy. In the 2020–22 period, Germany collected 0.7 percent and the median advanced economy collected 1.1 percent.



**20. Germany could also generate revenue by closing unnecessary and distortionary loopholes in the treatment of property within income and corporate taxes.** For example, real estate companies are exempted from local corporate taxes (*Gewerbesteuer*), costing the government around €5 billion a year in foregone revenues (OECD 2023).

**21. Germany’s additional tariffs and fees related to real estate do not seem out of line with those of peer countries.** When comparing recurring real estate taxes across countries, it is also important to compare non-tax tariffs and fees at the local government level, which can vary substantially across countries. In Germany, municipalities charge (fees, *Gebühren* and contributions, *Beiträge*) for services including waste and wastewater removal, upgrades to local infrastructure like canals, and street cleaning. These fees do not include fees for utilities like electricity, heat, and water. German state and local government revenues from tariffs and fees are 0.2 percentage points of GDP higher than those of the median advanced economy with a federal governance structure (Figure 7, right panel).<sup>21</sup> These slight excess revenues seem to be driven by state governments, because at the local government level, they are in line with the median peer country. Given that data are only

<sup>21</sup> Countries with a non-federal governance structure obtain less revenue from subnational government tariffs and fees. Compared to all advanced economies, Germany generates 1.2 percentage points of GDP more revenue from subnational tariffs and fees.

available for a few countries, this 0.2 percentage point excess is somewhat uncertain and does not seem significantly different from the median economy.

**22. Germany has scope to close loopholes in inheritance and gift taxes.** Overall revenues from inheritance and gift taxes in Germany seem broadly in line with those of other advanced economies. Germany collected similar revenues (relative to GDP) as the median advanced economy in the overall category of estate, inheritance, and gifts. Like many other countries, Germany phased out its taxes on net wealth, [in 1997](#). However, Germany has scope to raise revenue by eliminating loopholes in its inheritance and gift tax rules, which can also help address Germany's relatively high wealth inequality (OECD 2023). Closing loopholes also reduces distortionary incentives in the tax code and can therefore be a relatively growth-friendly way to increase tax revenues. For example, inheritance and gift tax exemptions for business assets cost up to €10 billion a year (OECD 2023). These include instances where the recipient of large business assets is fully exempt from the tax to avoid having to liquidate the assets (*Verschonungsbedarfsprüfung*). An alternative approach, followed for example in Denmark, could be to allow recipients to pay the tax in instalments over 30 years, instead of fully exempting them (OECD 2023).

## H. Option 6: Earning Higher Returns on the Government's Assets

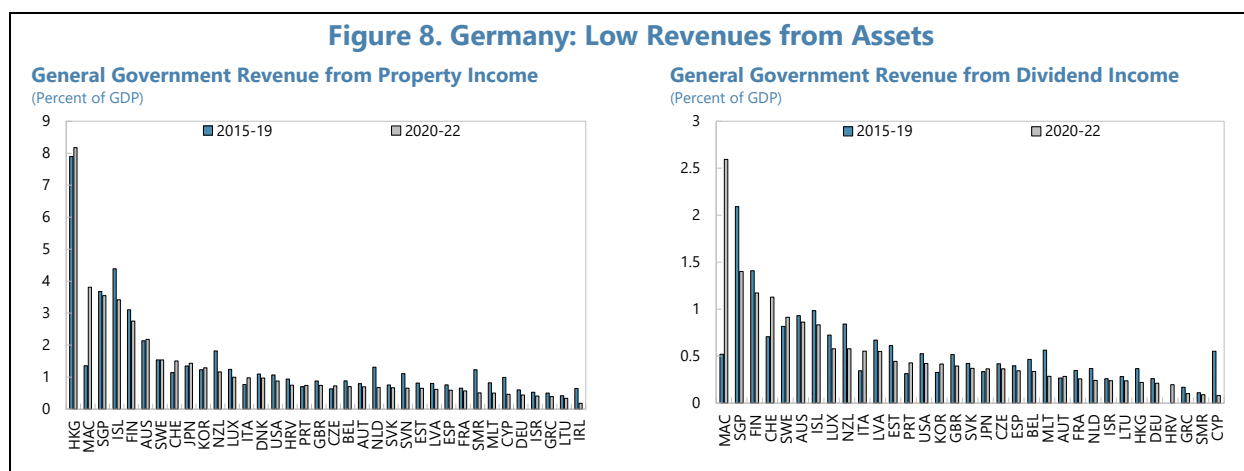
**23. Germany also earns less income on its assets than other advanced economies.** Germany only earned 0.6 percent of GDP in 2015–19 on average in “property income revenue,” which includes revenue from interest, dividends, profit withdrawals from quasi-corporations, and rent,<sup>22</sup> compared to a median of 1 percent across advanced economies. (In the 2020–22 period, Germany earned 0.4 percent of GDP on average, and the median advanced economy earned 0.7 percent.) This gap of 0.3–0.4 percentage points of GDP in property income is driven by a gap in dividend income of 0.2 percentage points and a gap in interest income of 0.1 percentage points, which was the same in both the 2015–19 and 2020–22 periods.<sup>23</sup> In the 2015–19 period, for example, Germany earned dividend income of 0.3 percent of GDP, compared to the median advanced economy which earned 0.5 percent of GDP. In turn, the lower dividends in Germany can be explained by a combination of:

- *Smaller equity investments.* Germany had equity investments of 17.9 percent of GDP on average over the 2015–19 period, compared to 23.2 percent in the median advanced OECD economy, according to OECD data.
- *Lower dividend yield on those investments.* Germany's dividend income of 0.3 percent of GDP, divided by its equity asset holdings of 17.9 percent of GDP, gives a dividend yield of 1.7 percent a year. The equivalent figure for the median advanced economy is approximately 2.2 percent.

<sup>22</sup> Property income revenue is revenue on earned from publicly held assets. It is not a form of tax revenue and therefore should not be confused with revenue from property taxes.

<sup>23</sup> The main driver of the gap in property income is slightly obscured by the fact that Germany and most other advanced economies do not report income in one of the subcategories of property income: income from withdrawals from quasi-corporations. Quasi-corporations are any entities, like in some cases post offices or railways, which sell products and services in the market and have their own financial statements, but are run out of a ministry or other public agency and are thus not strictly speaking incorporated as companies in the legal sense.

These lower dividend yields may reflect lower profitability of state-owned entities in Germany (see, for example, Asatryan and others 2022). Further analysis could examine the source of this low profitability and whether policy changes might be able to address it.



## I. Conclusion

**24. This paper has explored a number of options for fiscal measures and reforms that could generate substantial fiscal room in Germany.** These measures and a moderate easing of the debt-brake's limits could help generate substantial fiscal room for higher public investment and other priority spending needs, as well as for growth-enhancing tax reforms. The appropriate choices among these measures and other options will depend on public preferences across various dimensions, including distributive preferences and views about the appropriate size and role of the state.

## References

- Asatryan, Zareh, Friedrich Heinemann, and Justus Nover, 2022, "The Other Government: State-Owned Enterprises in Germany and Their Implications for the Core Public Sector." ZEW Expert Brief 8, ZEW, November.
- Brand, Stephan, and Daniel Römer, 2022, "Public Investment Required to Achieve Climate Neutrality in Germany," Focus on Economics 395, KfW Research, July 19.
- Bundesbank, 2024, "Commentaries," Chapter 1, Monthly Report, March.
- Burger, Andreas, and Wolfgang Bretschneider, 2021, "Environmentally Harmful Subsidies in Germany – Updated Edition 2021." Texts 143/2021, Federal Environment Agency, Dessau-Roßlau, October.
- European Commission, 2022, "Study on Best Practices in the Public Procurement of Medicines—Final Report.
- European Commission, 2024, "2024 Aging Report—Economic & Budgetary Projections for the EU Member States (2022-2070)." Institutional Paper 279. April.
- Federal Ministry of Finance, 2023, "29<sup>th</sup> Federal Subsidy Report, 2021–2024: Report of the Federal Government on the Development of Federal Financial Aid and Tax Incentives for the Years 2021 to 2024," September 6.
- Federal Ministry of Finance, 2024, "Debt Sustainability Report 2024—Sixth Report on the Sustainability of Public Finances."
- Federal Ministry of Health, 2024, "Draft of a Law to Improve the Quality of Care in Hospital and Reform of Remuneration Structures—Hospital Care Improvement Act," Draft Bill, April 15.
- Federal Ministry of Labor and Social Affairs, 2023, "Pensions Insurance Report 2023."
- German Council of Economic Experts, 2023, "Population Aging Surge and Pension Reforms," Chapter 5, Annual Report 2023/24.
- Haardt, Peter, 1999, "Algorithms for Condition Assessment of Engineering Structures," Report, Bridge and Civil Engineering Issue B22, Federal Highway Research Institute.
- International Council on Clean Transportation (ICCT), 2019, "Gasoline vs. Diesel Comparing CO<sub>2</sub> Emission Levels of a Modern Medium Size Car Model Under Laboratory and On-Road Testing Conditions," Fact Sheet: Europe, May.

International Monetary Fund, 2019, "Germany: Staff Report for the 2019 Article IV Consultation," June 20.

\_\_\_\_\_, 2022, "Guidance Note for Surveillance Under Article IV Consultations," Policy Paper 2022/029, June.

\_\_\_\_\_, 2024, "Germany: Staff Report for the 2024 Article IV Consultation," July 15.

Morgan, David, and Michael Mueller, 2023, "Understanding International Measures of Health Spending: Age-adjusting Expenditure on Health," OECD Health Working Papers No. 162.

Myrvoda, Alla and Dan Cheng. 2022. "The Determinants of Bank Profitability," Technical Note, Financial Sector Assessment Program, Germany. IMF Country Report 22/273, August.

OECD, 2019, "Public Procurement in Germany: Strategic Dimensions for Well-being and Growth," OECD Public Governance Reviews, OECD Publishing, Paris.

\_\_\_\_\_, 2020, *Focus on Health Care Prices Brief*

\_\_\_\_\_, 2022, "Consumption Tax Trends 2022: VAT/GST and Excise, Core Design Features and Trends," OECD Publishing, Paris.

\_\_\_\_\_, 2023, "OECD Economic Surveys: Germany 2023," OECD Publishing, Paris.

Schwerhoff, Gregor, Ottmar Edenhofer, and Marc Fleurbaey, 2022, "Equity and Efficiency Effects of Land Value Taxation," IMF Working Paper 2022/263 (Washington: International Monetary Fund).

Scientific Advisory Board of the BMWi, 2021, "Proposals for a Reform of the Statutory Pension Insurance System," Report of the Scientific Advisory Board of the Federal Ministry for Economic Affairs and Energy (BMWi), May 4.