

## **Islamic Republic of Mauritania: Poverty Reduction Strategy Paper**

Poverty Reduction Strategy Papers are prepared by member countries in broad consultation with stakeholders and development partners, including the staffs of the World Bank and the IMF. Updated with annual progress reports, they describe the countries macroeconomic, structural, and social policies in support of growth and poverty reduction, as well as associated external financing needs and major sources of financing. This country document for the Islamic Republic of Mauritania is being available on the IMF website by agreement of the member country as a service to users of the IMF website.

Copies of this report are available to the public from

International Monetary Fund • Publication Services  
700 19<sup>th</sup> Street, N.W. • Washington, D.C. 20431  
Telephone: (202) 623-7430 • Telefax: (202) 623-7201  
E-mail: [publications@imf.org](mailto:publications@imf.org) Internet: <http://www.imf.org>

**International Monetary Fund**  
**Washington, D.C.**



# ISLAMIC REPUBLIC OF MAURITANIA

Honor Fraternity Justice  
Ministry of Economic Affairs and Development



Report on  
Implementation of  
the Third PRSP  
Action Plan

2011



Final Document  
February 2013

## Table of Contents

<b>LIST OF ACRONYMS</b> .....	<b>4</b>
<b>I. EXECUTIVE SUMMARY</b> .....	<b>11</b>
<b>II. INTRODUCTION</b> .....	<b>14</b>
<b>III. SUMMARY REPORT ON ONE YEAR OF PRSP III IMPLEMENTATION</b> .....	<b>15</b>
<b>III.1 Growth and the macroeconomic framework</b> .....	<b>15</b>
<b>A. A stable and sound macroeconomic framework</b> .....	<b>15</b>
<i>Recent overall GDP trends</i> .....	15
<i>Inflation</i> .....	17
<i>External Sector</i> .....	17
<i>Fiscal policy basis</i> .....	18
<b>B. Expansion of structural reforms</b> .....	<b>18</b>
<i>Development of the private sector</i> .....	18
<i>Reform of the incentive systems</i> .....	18
<i>Introduction of procedures to improve financing of the economy</i> .....	19
<i>Increased liberalization of commerce</i> .....	19
<b>C. Development of infrastructure in support of growth</b> .....	<b>19</b>
<i>Development of the land transport, port and airport sector</i> .....	19
<i>Improvement and diversification of electricity production</i> .....	20
<i>Improved ICT access</i> .....	21
<b>D. Optimal use of the sources of growth</b> .....	<b>21</b>
<b>III.2 PRSP priority areas</b> .....	<b>23</b>
<b>A. Education and training</b> .....	<b>23</b>
<b>B. Health and nutrition</b> .....	<b>24</b>
<b>C. Water and sanitation</b> .....	<b>25</b>
<b>D. Rural development</b> .....	<b>26</b>
<b>E. Food security</b> .....	<b>27</b>
<b>F. Urban development</b> .....	<b>27</b>
<b>G. Economic development of the natural capital</b> .....	<b>28</b>
<b>III.3 PRSP cross-cutting areas</b> .....	<b>29</b>
<b>A. Local self-governance</b> .....	<b>29</b>
<b>B. Environmental governance</b> .....	<b>29</b>
<b>C. Employment</b> .....	<b>29</b>
<b>D. Microfinance and microenterprise sector</b> .....	<b>31</b>
<b>E. Gender equity, children and population policy</b> .....	<b>32</b>
<b>F. Social protection</b> .....	<b>32</b>
<b>G. Culture, youth, and sports</b> .....	<b>33</b>
<b>H. Universal access to basic services</b> .....	<b>34</b>
<b>III.4 Institutional capacity building and governance</b> .....	<b>34</b>
<b>A. Political and democratic governance</b> .....	<b>34</b>
<b>B. The justice system and the judiciary</b> .....	<b>34</b>
<b>C. Economic governance</b> .....	<b>35</b>
<b>D. Public oversight of government actions</b> .....	<b>35</b>
<b>E. Communication</b> .....	<b>36</b>
<b>F. Public sector capacity building</b> .....	<b>36</b>
<b>III.5 Participatory approach</b> .....	<b>36</b>
<b>III.6 Monitoring and evaluation</b> .....	<b>39</b>
<b>III.7 Lessons learned from implementation of the PRSP III in 2011</b> .....	<b>42</b>
<b>IV. OUTLOOK FOR 2012–2015</b> .....	<b>44</b>
<b>PILLAR I: Acceleration of growth and stabilization of the macroeconomic framework</b> .....	<b>44</b>
<b>PILLAR II: Anchoring growth in the economic environment of the poor</b> .....	<b>50</b>
<b>PILLAR III: Development of Human Resources and Expansion of Basic Services</b> .....	<b>62</b>
<b>PILLAR IV: Promoting good governance and capacity building</b> .....	<b>68</b>
<b>PILLAR V: Enhanced steering, monitoring, evaluation, and coordination of the PRSP</b> .....	<b>73</b>

## Annexes

ANNEX 1. INSTITUTIONAL ARRANGEMENT FOR MONITORING PRSP IMPLEMENTATION (key on following page) .....	75
ANNEX 2. MATRIX OF PRIORITY ACTIONS 2012-2015 .....	77
ANNEX 3. TABLE OF PERFORMANCE INDICATORS .....	117

## Boxes

1: Job Creation: a Major Lever for Poverty Reduction .....	51
2: Key Recommendations of the National Consultative Assemblies.....	37
3. The Deposit and Development Fund.....	49
4. EMEL (Hope) Program .....	52
5. Overview of the National Food Security Strategy.....	52
6. National Social Protection Strategy (SNPS) Benchmarks .....	52

## List of Acronyms

ACE	Africa Coast to Europe
ADC	Community Development Association (Association de Développement Communautaire)
ADER	Rural Electrification Agency (Agence d'Electrification Rurale)
ADSL	Asymmetric Digital Subscriber Line
ADU	Urban Development Agency (Agence pour le Développement Urbain)
AEMP	Microproject Execution Agency (Agence d'Exécution des Microprojets)
AEP	Safe Drinking Water Distribution System (Adduction d'Eau en Eau Potable)
AFSED	Arab Fund for Economic and Social Development
AIDS	Acquired Immune Deficiency Syndrome
AIS	Automatic Identification System
AMEXTIPE	Mauritanian Public Works and Employment Execution Agency (Agence Mauritanienne d'Exécution des Travaux d'Intérêt Public et pour l'Emploi)
ANAC	National Civil Aviation Agency (Agence Nationale de l'Aviation Civile)
ANAIR	National Refugee Integration Support Agency (Agence Nationale d'Appui à l'Insertion des Réfugiés)
ANAPEJ	National Youth Employment Promotion Agency (Agence nationale de promotion de l'emploi des jeunes)
ANAT	National Land Use Management Agency (Agence Nationale d'Aménagement des Terrains)
ANRPTS	National Population and Secure Title Registration Agency (Agence Nationale des Registres des Populations et des Titres Sécurisés)
APAUS	Agency for the Promotion of Universal Access to Services (Agence de Promotion de l'Accès Universel aux Services)
APC	Competency-based approach (Approche Par Compétence)
APROMI	Association of Microfinance Professionals (Association des Professionnels de la Microfinance)
ARE	Regulatory Authority (Autorité de Régulation)
ASECNA	Agency for Air Navigation Security in Africa & Madagascar
ATCATF	Land Distribution and Changes in Land and Forest Distribution (Affectation des Terres et Changement d'Affectation des Terres et de la Foresterie)
AVP	Public road accidents (Accidents de la Voie Publique)
BAC	Secondary school diploma (Baccalauréat)
BCM	Central Bank of Mauritania (Banque Centrale de Mauritanie)
BCR	Highway Control Office (Bureau de Contrôle Routier)
BD	Bid Documents
BEPC	Lower secondary school diploma (Brevet d'Etudes du Premier Cycle)
BIC	Industrial and Commercial Profits (Bénéfice Industriel et Commercial)
BNP	Banque Nationale de Paris
BTP	Construction and Public Works (Bâtiment et Travaux Publics)
CAPEC	Savings and Loan Association (Caisse Populaire d'Epargne et de Crédit)
CCIAM	Mauritania Chamber of Commerce, Industry, and Handicrafts (Chambre de Commerce, d'Industrie et d'Artisanat de Mauritanie)
CCLP	Consultative Committee on Poverty Reduction (Comité de Concertation sur la Lutte contre la Pauvreté)
CDHAHRSC	Commission on Human Rights, Humanitarian Action, and Civil Society Relations (Commissariat aux Droits de l'Homme, à l'Action Humanitaire et aux Relations avec la Société Civile)
CDLP	Government-Donor Consultative Committee on Poverty Reduction (Comité de Concertation Etat - Donateurs sur la Lutte contre la Pauvreté)
CE	Continuing Education

CEBNF	Center for Non-Formal Basic Education (Centre d'Education de Base Non Formelle)
CECEL	Livestock Savings and Loan Association (Caisse d'Epargne et de Crédit pour l'Elevage)
CEDAW	Convention on the Elimination of All Forms of Discrimination Against Women
CENI	Independent National Elections Commission (Commission Electorale Nationale Indépendante)
CEP	Primary School Certificate (Certificat d'Etudes Primaires)
CFPE	Early Childhood Training Center (Centre de Formation pour la Petite Enfance)
CFPF	Training Center for the Advancement of Women (Centre de Formation pour la Promotion Féminine)
CGA	Licensed Management Center (Centre de Gestion Agréé)
CHME	Mother and Child Hospital Center (Centre Hospitalier Mère et Enfant)
CILP	Interministerial Poverty Reduction Committee (Comité Interministériel de Lutte contre la Pauvreté)
CNAM	National Health Insurance Fund (Caisse Nationale d'Assurance Maladie)
CNARM	National Chamber of Arts and Handicrafts (Chambre Nationale de l'Artisanat et des Métiers)
CNC	National Cardiology Center (Centre National de Cardiologie)
CNCCI	National Consultative Commission on International Trade (Commission Nationale de Concertation sur le Commerce International)
CNHY	National Hydrocarbons Commission (Commission Nationale des Hydrocarbures)
CNO	National Oncology Center (Centre National d'Oncologie)
CNTIE	National Council on Extractive Industry Transparency (Conseil National de Transparence des Industries Extractives)
CPI	Investment Promotion Commission (Commissariat à la Promotion de l'Investissement)
CPM	Monetary Policy Council (Conseil de Politique Monétaire)
CRDES	Regional Economic and Social Development Committees (Comités Régionaux de Développement Economique et Social)
CRENAM	Nutritional Rehabilitation and Maternal Feeding Center (Centre de Récupération Nutritionnel et d'Alimentation Maternelle)
CSA	Food Security Commission (Commissariat à la Sécurité Alimentaire)
CSO	Civil Society Organization
CSP	Personnel Status Code (Code du Statut Personnel)
CTLP	Technical Committee on Poverty Reduction (Comité Technique de Lutte contre la Pauvreté)
CTS	Sectoral Technical Committee (Comité Technique Sectoriel)
CTSDP	Public Expenditure Technical Tracking Committee (Comité Technique Suivi des Dépenses Publiques)
CTSPE	Technical Committee on Economic Program Monitoring (Comité Technique de Suivi du Programme Economique)
DAPBI	Annual Initial Budget Programming Document (Document Annuel de Programmation Budgétaire Initiale)
DGB	Directorate General of the Budget (Direction Générale du Budget)
DGELP	Directorate General of Elections and Public Freedoms (Direction Générale des Elections et Libertés Publiques)
DGPESD	Directorate General of Economic Policy and Development Strategies (Direction Générale de la Politique Économique et des Stratégies de Développement)
DGTT	Directorate General of Land Transport (Direction Générale des Transports Terrestres)
DHR	Refined Hydrocarbons Directorate (Direction des Hydrocarbures Raffinés)
EF	Ecological Footprint
EIG	Economic Interest Group

EITI	Extractive Industries Transparency Initiative
ENAMJ	National School of Administration, Magistracy, and Journalism (Ecole Nationale d'Administration et de Magistrature)
ENEMP	National Fishery and Maritime School (Ecole Nationale d'Enseignement Maritime et de Pêche)
ENER	National Road Maintenance Company (Etablissement National de l'Entretien Routier)
ENI	National Teachers' College (Ecole Nationale des Instituteurs)
ENS	Ecole Normale Supérieure (prestigious center of tertiary education for civil servants and academics)
EPA	Economic Partnership Agreement
EPBR	Baie du Repos Port Facility
EPCV	Rolling Survey of Living Conditions (Enquête Permanente sur les Conditions de Vie des ménages)
EPS	Physical Education and Sports (Education Physique et Sportive)
ESI	Environmental Sustainability Index (Indice de durabilité environnementale)
FAO	United Nations Food and Agricultural Organization
FFW	Food for Work
FGM	Female Genital Mutilation
FIFA	Fédération Internationale de Football Association
FNRC	National Fund for Strengthening Civil Society (Fonds National pour le Renforcement de la Société Civile)
FNRH	National Hydrocarbon Revenue Fund (Fonds National des Revenus des Hydrocarbures)
FRD	Regional Development Fund (Fonds Régional de Développement)
FSAP	Financial Sector Assessment Program
GBV	Gender Based Violence
GC	Consultative Group
GDDS	General Data Dissemination System
GDP	Gross Domestic Product
GFEC	Women's Savings and Loan Group (Groupement Féminin d'Epargne et de Crédit)
GIP.SA	Oil Infrastructure Management Company (Gestion des Infrastructures Pétrolières (Société Anonyme))
GIRE	Integrated Water Resources Management (Gestion Intégrée des Ressources en Eau)
GSE	Socioeconomic Group (Groupe Socioéconomique)
GSM	Global System for Mobile Communications
GTT	Thematic Technical Group (Groupe Technique Thématique)
HAPA	Press and Audiovisual High Authority (Haute Autorité de la Presse et de l'Audiovisuelle)
HDI	Human Development Index
HIV	Human Immunodeficiency Virus
ICAO	International Civil Aviation Organization
IEC	Information – Education - Communication
IGA	Income-Generating Activity
HCPI	Harmonized Consumer Price Index
HH	Head of Household
HIPC	Heavily Indebted Poor Countries
HPI	Human Poverty Index (composite index)
HIVPR	HIV/AIDS prevalence rate
ICT	Information and Communications Technologies
ICMR	Infant and Child Mortality Rate
IsDB	Islamic Development Bank
ILO	International Labor Organization



IMF	Minimum Flat Tax (Impôt Minimum Forfaitaire)
IMF	International Monetary Fund
IMR	Infant Mortality Rate
IR	Implementation Report
IRM	Islamic Republic of Mauritania
ISCAE	Higher Institute of Business Accounting and Administration (Institut Supérieur de Comptabilité et d'Administration des Entreprises)
ISET	Higher Technological Education Institute (Institut Supérieur d'Enseignement Technologique)
ISPS	International Ship and Port Facility Security
LEHDADE	Poverty Reduction Program in the Southeastern Border Area (Programme de Lutte contre la Pauvreté en Zone Frontalière du Sud Est)
LFI	Initial Budget Law (Loi des Finances Initiales)
LI	Labor Intensive
LNTF	National Public Works Laboratory (Laboratoire National des Travaux Publics)
LMD	Bachelors – Masters – Doctorate (Licence – Master – Doctorat)
MAED	Ministry of Economic Affairs and Development (Ministère des Affaires Economiques et du Développement)
MAIEO	Ministry of Islamic Affairs and Traditional Education (Ministère des Affaires Islamiques et de l'Enseignement Originel)
MASEF	Ministry of Social Affairs, Childhood, and Family (Ministère des Affaires Sociales, de l'Enfance et de la Famille)
MCAT	Ministry of Commerce, Handicrafts, and Tourism (Ministère du Commerce, de l'Artisanat et du Tourisme)
MCJS	Ministry of Culture, Youth, and Sport (Ministère de la Culture, de la Jeunesse et des Sports)
MCM	Mining Corporation of Mauritania
MCRP	Ministry of Communications and Relations with Parliament (Ministère de la Communication et des Relations avec le Parlement)
MDEFPNT	Ministry in the office of the Minister of State for National Education responsible for Employment, Vocational Training and New Technologies (Ministère délégué auprès du Ministre d'Etat à l'Education Nationale chargé de l'emploi, de la Formation Professionnelle et des Technologies Nouvelles)
MDG	Millennium Development Goal
MDGFund	Millennium Development Goal Fund
MDPMEDD	Ministry in the office of the Prime Minister for Environment and Sustainable Development (Ministère Délégué auprès du Premier Ministre Chargé de l'Environnement et du Développement Durable)
MDR	Ministry of Rural Development (Ministère du Développement Rural)
MDRI	Multilateral Debt Reduction Initiative
M&E	Monitoring and Evaluation
MEF	Ministry of Primary Education (Ministère de l'Enseignement Fondamental)
MESS	Ministry of Secondary and Tertiary Education (Ministère de l'Enseignement Secondaire et Supérieur)
MET	Ministry of Equipment and Transport (Ministère de l'Équipement et des Transports)
MFI	Microfinance Institution
MFPMA	Ministry of the Civil Service and Administrative Modernization (Ministère de la Fonction Publique et de la Modernisation de l'Administration)
MHA	Ministry of Water and Sanitation (Ministère de l'Hydraulique et de l'Assainissement)
MHUAT	Ministry of Housing, Urban Development, and Land-Use Management (Ministère de l'Habitat, de l'Urbanisme et de l'Aménagement du Territoire)



MICO	Oasis Mutual Credit Institutions (Mutuelle des Institutions du Crédit Oasien)
MICS	Multiple Indicator Cluster Survey
MIDEC	Ministry of the Interior and Decentralization (Ministère de l'Intérieur et de la Décentralisation)
MJ	Ministry of Justice (Ministère de la Justice)
MMR	Maternal Mortality Rate
MPEM	Ministry of Fisheries and Maritime Economy (Ministère des Pêches et de l'Economie Maritime)
MPEMi	Ministry of Petroleum, Energy and Mines (Ministère du Pétrole, de l'Energie et des Mines)
MPN	Nouakchott Fish Market (Marché aux Poissons de Nouakchott)
MSE	Micro and Small Enterprises
MTEF	Medium-Term Expenditure Framework
NDB	Nouadhibou
NKC	Nouakchott
NGO	Non-Governmental Organization
NPS	Nonpermanent Staff
ODA	Official Development Assistance
ODHD	Sustainable Human Development Observatory (Observatoire du Développement Humain Durable)
ONISPA	National Sanitation Inspection Office for Fishery and Fish Farming Products (Office National d'Inspection Sanitaire des Produits de la Pêche et de l'Aquaculture)
ONMT	National Industrial Medicine Office (Office National de la Médecine du Travail)
ONSER	National Office for Water Supply Services in Rural Areas (Office National des Services d'Eau en Milieu Rural)
PANE	National Environmental Action Plan (Plan d'Actions National Environnemental)
PANPA	Autonomous Port of Nouakchott (Port Autonome de Nouakchott dit Port de l'Amitié)
PASK	Poverty Reduction Project in Aftout Sud and Karakoro (Phase II) (Projet de Lutte Contre La Pauvrete dans l'Afout-Sud et le Karakoro (Phase II))
PDC	Community Development Program (Programme de Développement au Niveau Communautaire)
PDPAS	Southern Small-Scale Fisheries Development Program (Programme de Développement de la Pêche Artisanale Sud)
PDU	Urban Development Program (Programme de Développement Urbain)
PESE	Program for the Eradication of the Vestiges of Slavery (Programme d'Eradication des Séquelles de l'Esclavage)
PGRN	Natural Resource Management Program (Programme de Gestion des Ressources Naturelles)
PNBA	Banc d'Arguin National Park (Parc National du Banc d'Arguin)
PNDSE	National Education System Development Program (Programme National de Développement du Système Educatif)
PNIME	National Integrated Microenterprise Program (Programme National Intégré de la Micro-Entreprise)
PNPo	National Populations Program (Programme National de Populations)
PNSR	National Reproductive Health Program (Programme National de la Santé de la Reproduction)
PPPT	Stonework Development Program (Programme de Promotion de la Pierre Taillée)
PRECAMF	Microfinance Capacity-Building Program (Programme de Renforcement des Capacités des Acteurs de la Microfinance)
PRECASP	Public Sector Capacity-Building Project (Projet de Renforcement des Capacités du Secteur Public)

PRLP	Poverty Reduction Regional Program (Programme Régional de Lutte contre la Pauvreté)
PRSP	Poverty Reduction Strategy Paper
RAC	Administrative Command Network (Réseau Administratif de Commandement)
REMOVE	Village Modernization Group (Regroupement Modernisation des Villages)
RGPH	General Population and Housing Census (Recensement Général de la Population et de l'Habitat)
SDAU	Urban Development Scheme (Schéma de Développement et d'Aménagement Urbain)
SIGE	Education Geography Information System (Système d'Information Géographique de l'Education)
SIGP	Geographic Information System for the Oil Sector (Système d'Information Géographique Pétrolier)
SME	Small and Medium-Sized Enterprise
SMH	Mauritanian Hydrocarbons Corporation (Société Mauritanienne des Hydrocarbures)
SMI	Small and Medium-Sized Industry
SNA	National Literacy Strategy (Stratégie Nationale de l'Alphabétisation)
SNDD	National Sustainable Development Strategy (Stratégie Nationale de Développement Durable)
SNDE	National Water Company (Société Nationale d'Eau)
SNEA	National Adult Education Strategy (Stratégie Nationale d'Enseignement des Adultes)
SNIG	National Strategy for the Institutionalization of Gender Equity (Stratégie Nationale d'Institutionnalisation du Genre)
SNIM	National Mining Industries Corporation (Société Nationale des Industries Minières)
SNIS	National Health Information System (Système National d'Informations Sanitaires)
SNMF	National Microfinance Strategy (Stratégie Nationale de la Microfinance)
SNPF	National Strategy for the Advancement of Women (Stratégie Nationale de Promotion Féminine)
SNPS	National Social Protection Strategy (Stratégie Nationale de Protection Sociale)
SNS	National Security Stock (Stock National de Sécurité)
SONADER	National Rural Development Company (Société Nationale pour le Développement Rural)
SOMELEC	Mauritanian Electricity Company (Société Mauritanienne d'Electricité)
SOMIR	Mauritanian Refinery Industries Corporation (Société Mauritanienne des Industries de Raffinage)
SSI	Statistical Information System (Système Statistique d'Information)
STCN	Standard of Training Certification and Watch Keeping
STD	Sexually Transmissible Diseases
STP	Public Transport Corporation (Société de Transports Publics)
TBA	Gross enrollment ratio in the first year of primary education (Taux brut d'accès en première année du fondamental)
TFPs	Technical and Financial Partners
TICE	Education Information and Communications Technology (Technologie de l'information et de communication pour l'Education)
TVT	Technical and Vocational Training
UM	Mauritanian Unit of Currency
UNCACEM	National Union of Agricultural Savings and Loan Associations of Mauritania (Union Nationale des Caisses Agricoles de Crédit et d'Epargne de Mauritanie)
USD	United States Dollar
VAINCRE	Valuing Equitable Regional Growth Initiatives (Valorisation des Initiatives de

	Croissance Régionales Equitables)
WEF	World Environment Fund
WHDR	World Human Development Report
WILAYA	Administrative region governed by a wila
WTO	World Trade Organization

## I. Executive Summary

In March 2011, Mauritania adopted its third Poverty Reduction Strategy Paper (PRSP) action plan, covering the medium term (2011-2015). Poverty reduction as the ultimate objective of all of the country's economic social and institutional development policies has informed the context in which the third action plan is being implemented.

All those concerned with poverty reduction, be it the government, elected officials, the private sector, civil society, or the development partners, have broadly supported implementation of the PRSP. The support of the international community and successive debt cancellations on the part of members of the Paris Club have also contributed to the results achieved in recent years.

This status report presents the results for the year 2011 and the outlook for the period 2012-2015.

### Results of the first year of PRSP III implementation

The priority actions carried out during the first year of implementation of PRSP III included: (i) continuation of implementation of economic financial and policies and of reforms aimed at maintaining macroeconomic stability and improving the competitiveness of the economy; (ii) expansion of policies that anchor growth in the economic sphere of the poor by continuing rural development programs, adopting a policy aimed at bringing the country's the food security situation under control, tackling the crop and pasture land shortages, and implementing programs aimed at combating poverty and improving the living standards of the population by means of the refurbishment of shantytowns; (iii) human resources development and expansion of basic services; and (iv) governance and capacity building.

Despite an unfavorable international economic climate and the effects of the drought on the livestock sector, PRSP III implementation in 2011 had positive results in a context of sustained and stable growth characterized by: (i) an economic growth rate of 4 percent, explained by buoyancy in the fisheries, public works and construction, and services sectors, offset in part by the significant decline in agricultural output (20 percent year-on-year); (ii) inflation kept to 5.7 percent (annual average) thanks in part to a reduced rate of transmission of imported inflation affecting food and petroleum products; and (iii) a lower current account deficit as the increase in prices for export products offset the higher petroleum and food bill throughout 2011.

A greater focus was placed on anchoring growth policies in the economic sphere of the poor, with the main objective of directing national development strategies toward reducing poverty and inequality by creating a context favorable to an equitable redistribution of the fruits of growth: (i) implementation, through specific social policies, of Solidarity 2011 reflecting the interest of the authorities in the living conditions of the population; (ii) development and adoption of a national food security policy aimed at achieving a structural reduction of poverty and inequality by ensuring constant and universal access all Mauritians to the food needed for a healthy active life; (iii) continued implementation of the urban development program in neighborhoods on the outskirts of Nouakchott and in the country's interior to tackle the high prevalence of poverty in these areas and the precarious housing conditions of the citizens living there; (iv) the sharp increase in the volume of credit distributed by microfinance institutions (MFI); and (v) development and adoption of the national social protection strategy, which will increase access to risk management instruments and social protection systems for the most vulnerable and poorest segments of the population as well as other social groups at risk.

Aware of the leverage effect of poverty reduction spending on efforts to redistribute the fruits of growth, the authorities have emphasized execution of such priority spending, which totaled UM 107.9 billion<sup>1</sup> in 2011. The indicative target of poverty-reducing expenditure equivalent to 10.3 percent of GDP was thus reached during the first year of implementation of the third PRSP action plan.

Significant efforts were made in the areas of human resources development and the expansion of basic services. In the education sector, these efforts resulted in a significant increase in: (i) the gross enrollment ratio (GER) at the primary school level, which rose from 98.8 percent in 2010 to 98.9 percent in 2011, close to the target of 100 percent set for 2015; (ii) the number of pupils at the primary level (535,976) and a slight increase in the number of schools (4,075); (iii) student retention rates; and (iv) the participation rate for girls.

<sup>1</sup> Islamic Republic of Mauritania: Letter of Intent, Memorandum of Economic and Financial Policies and Technical Memorandum of Understanding; IMF, June 2012.

In the health sector, geographic access to healthcare within a radius of 5 km increased to 80.08 percent. Despite the efforts made by the authorities in 2011, the most recent multiple indicators cluster survey (MICS) in 2011 revealed persistently high levels of maternal and infant and child mortality rates, at 626 per 100,000 live births and 118 per 1,000 live births, respectively. Nevertheless this lag could be overcome with the implementation of the Presidential Initiative aimed at accelerating the achievement of the MDGs for health by 2015.

The safe drinking water supply rate reached 52 percent nationally. In urban areas (towns with more than 5,000 inhabitants), the rate of access to private water main connections was 35 percent although it varied significantly from town to town. In rural areas, 60 percent of households had access to safe drinking water.

During the first year of implementation of the PRSP III, significant progress was made with actions targeting good governance and capacity-building in all areas of governance (political, democratic, territorial, local, environmental and economic).

In this context, political and democratic governance was strengthened by the confirmed commitment of the government to anchor dialogue and consultation, in accordance with the program of the President of the Republic, as well as improve the government's relations with all segments of the sociopolitical landscape and national community. This strategic choice was confirmed at the end of the year just ended with the organization of a constructive dialogue bringing together various political parties (the majority as well as some opposition parties) for the first time to study the mechanisms needed to promote our democratic life and ensure stability for our political institutions.

At the conclusion of this dialogue, human rights, national unity, justice, and the power of the judiciary were strengthened by means of: (i) a confirmed commitment on the part of the authorities to respect human rights resulting in the granting of pardons by the President of the Republic to prisoners, the decriminalization of press offenses, the decision of the government to assist indigents who are unable to pay damages assessed against them, the appeal by the public prosecutor's office of the death sentence against the miners; (ii) the crucial role played by the National Human Rights Commission (CNDH) in better anchoring democracy and human rights through advocacy to alert the authorities to human rights violations and unannounced visits to prisons throughout the national territory to investigate violations of human rights; (iii) an open discussion in the public media of slavery involving all sides and the application by the courts of the law criminalizing slavery in the context of an unprecedented mobilization by antislavery NGOs; (iv) solutions to past slippages that led to mass human rights violations by, in particular, accelerating the process of compensating military victims and continuing the process of organized return of 5,200 Mauritanian refugees in Senegal whose cases were pending; and (v) efforts to dispense diligent, functional and effective justice in pursuit of the right to an equitable trial for those brought to justice and a significant improvement in prison conditions.

In the area of territorial and local governance, significant progress was made, including, in particular by: (i) the launching of the study on the national blueprint for land use planning; (ii) continued efforts to amalgamate local communities; and (iii) the transfer of public services and institutions to the interior of the country in order to strengthen progress with decentralization.

The measures taken by the government to strengthen economic governance included: (i) continued implementation of the policy aimed at ensuring a more productive use of resources and combating mismanagement through the adoption of the National Anti-Corruption Strategy by the Council of Ministers; (ii) the introduction of a blueprint for reforming public finances that comprises all the reforms relating to the preparation, execution, auditing and transparency of the budget; and (iii) publication by the National Statistics Office (ONS) of reliable statistics, which are crucial for the preparation and monitoring-evaluation of macroeconomic policies, implementation of the PRSP and the tracking of progress with its plan of action and with the MDGs.

Environmental governance improved as a result of the: (i) approval of legislation and strategic documents, including the Environmental and Sustainable Development Policy Declaration and several other draft documents to create the appropriate legal framework; and (ii) launching of studies for updating the national climate change adjustment plan.

As regards tracking of PRSP III, it is worth highlighting: (i) the coming on stream of the PRSP III tracking mechanism, validated in 2011, that introduced a permanent dialogue among the various stakeholders. This mechanism made it possible, in particular during the mid-term assessments, (ii) to update the indicators feeding the PRSP III monitoring-evaluation information system. This system consists of: (i) a "Household

Living Conditions Tracking” subsystem (6 indicators); (ii) a “Projects and Programs Tracking” subsystem (44 indicators); and (iii) an “Impact Evaluation” subsystem (24 indicators).

### Outlook for 2012-2015

The government will continue to implement the PRSP action plan during the period 2012-2015 with a view to consolidating achievements made during the first year of PRSP III implementation, while emphasizing acceleration of growth and the redistribution of the fruits of growth in order to intensify efforts to combat poverty and keep the country on its path toward achieving the Millennium Development Goals (MDGs). This action plan will be based on five core strategies that will work together to achieve the primary objective of strong, sustainable and poverty-reducing growth.

**The first core strategy** relates to accelerating economic growth as this is the basis for all poverty reduction, improving the competitiveness of the economy, and reducing its dependence on external factors. In this context, the emphasis will be placed on: (i) stepping up structural reforms; (ii) improving the business climate; (iii) developing infrastructure in support of growth; and (iv) stimulating the sources of growth.

**The second core strategy** is to anchor growth in the economic sphere of the poor by enhancing their potential for growth and productivity. This involves promoting sectors that directly benefit the poor and the areas in which they live by means of a redistribution of the fruits of growth. To this end, the following areas will be targeted: (i) promotion of economic activities in rural areas, in particular, agriculture and livestock farming; (ii) achievement of food security in the context of a coherent national policy covering all dimensions of the problem and fostering national production; (iii) urban development; (iv) promotion of access to appropriate financial services for the poor and promotion of micro and small enterprises (MSE); (v) promotion of the environment as an economic good that could contribute to poverty reduction; and (vi) social protection that will benefit the most disadvantaged segments of the population.

**The third core strategy** focuses on human resource development by improving access to essential infrastructure. The actions provided for in this area will, over the long term, have the greatest impact on poverty through their effect on productivity and improvements in the living conditions of the poor. In this context, efforts will target: (i) promotion of the education and training system; (ii) development of the health system and health care services and the improvement of nutritional conditions; (iii) promotion of employment; (iv) improvement of access to safe drinking water in rural areas; (v) promotion of gender equity, protection of children, and definition and implementation of the population policy; (vi) promotion of culture, youth and sports; and (vii) improvement of universal access to basic services.

**The fourth core strategy** emphasizes the promotion of institutional development supported by good governance and the full participation of all stakeholders in the fight against poverty. With a view to building on what has already been achieved, the planned actions will focus on the following areas: (i) improvement of political and democratic governance; (ii) improvement of justice and the power of the judiciary; (iii) consolidation of local and territorial governance; (iv) strengthening of economic governance; (v) strengthening of environmental governance; (vi) consolidation of citizen control over public actions; (vii) development of the communications sector; (viii) capacity-building for public partners; and (ix) promotion of a participatory approach.

**The fifth and final core strategy** reflects the special attention granted to efficient and effective implementation of the PRSP. Emphasis will be placed on strengthening oversight, monitoring, evaluation and coordination. To this end, efforts will focus in particular on: (i) establishing an optimal institutional mechanism; (ii) strengthening coordination, alignment and harmonization; and (iii) implementing the system for PRSP III monitoring-evaluation.

### Cost and financing of the 2012-2015 action plan

The overall cost of the PRSP action plan for the period 2012-2015 is estimated at UM **2,091,360** million, or USD **162** million.

## II. Introduction

In March 2011, the government of the Islamic Republic of Mauritania prepared and validated its third action plan for the Poverty Reduction Strategy Paper (PRSP) covering the period 2011-2015. This action plan forms part of the global objectives of poverty reduction and improvement of people's living conditions.

This plan, which takes into account the strategic approaches of the previous plan, focuses on the following core strategies: (i) acceleration of growth and stabilization of the macroeconomic framework; (ii) anchoring of growth in the economic sphere of the poor; (iii) development of human resources and expansion of basic services; (iv) improvement of governance and capacity-building; and (v) monitoring-evaluation.

The third PRSP action plan, on which work began in early 2010, was prepared during implementation of the electoral program of the President of the Republic elected in 2009 and the establishment of democratic institutions, of which the overarching objective is to rise to the challenges and successfully introduce the necessary changes to put the country on a path toward development and better living conditions for the people, particularly those most disadvantaged.

The new authorities were elected on the basis of an ambitious program focusing on: (i) significantly changing and raising the profile of the government by ending the decline of its authority, the loss of control of institutions, and the weak capacity of the civil service; (ii) implementing structural reforms, policies, and sectoral strategies that focused on accelerating growth, intensifying poverty reduction, achieving food security, and protecting the environment; and (iii) ensuring respect for fundamental human rights by adopting and implementing appropriate strategies and policies.

For effective implementation, this program informed the preparation of the third PRSP action plan. The government also prepared an overall medium-term expenditure framework (MTEF) for the period 2012-2014 to ensure the consistency and alignment of the third poverty reduction strategy paper with the budget laws.

In an effort to ensure appropriate implementation of this third PRSP action plan, the government put particular emphasis on implementation of the monitoring-evaluation mechanism, as this aspect was considered to be fairly ineffective for the first two plans (2001-2004 and 2006-2010).

The mechanisms for PRSP implementation monitoring thus call for the preparation of an annual report indicating progress and the main lessons to be drawn from implementation of the plan, along with an overview of the actions to be taken for the remaining period.

The body of report below assesses progress during the first year of implementation of the third PRSP action plan, reviews the main strengths, weaknesses, opportunities and risks for implementation of the PRSP III priority actions, and presents the outlook for the period 2012-2015.

Finally, the report includes the following annexes: (i) the implementation monitoring matrix for the priority measures; (ii) the priority action plan for 2012-2015; (iii) the set of PRSP monitoring indicators; and (iv) the medium-term macroeconomic framework.



### III. Summary report on one year of PRSP III implementation

#### III.1 Growth and the macroeconomic framework

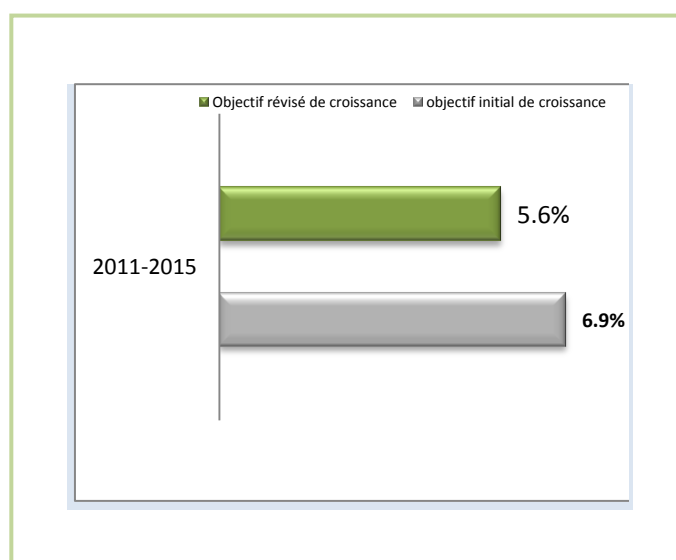
PRSP III emphasizes stabilization of the macroeconomic situation and the need for strong and inclusive growth that has the capacity to reduce poverty.

##### A. A stable and sound macroeconomic framework

In the medium term, the government's basic objective was to create conditions that would reduce poverty and improve the living conditions of the population. In the period 2011-2015, the authorities therefore pursued macroeconomics policies and structural reforms that would make it possible to: (i) achieve an average annual GDP growth rate of 6.9 percent; (ii) keep inflation close to 6 percent per year; (iii) bring the budget deficit, including grants, to 0.8 percent of non-oil GDP on average during the period; and (iv) increase the foreign exchange reserves to the equivalent of 6.3 months of imports by 2015.

The contribution of the secondary sector to overall growth will be key in the medium term given the expansion proposals put forward by the National Mining Industries Corporation (SNIM) and the Tasiast gold mine. This contribution is estimated at 3.3 percent on average during the period 2012-2015. The tertiary sector, which is considered an essential leverage of economic activity, should also contribute to growth in the amount of 2.1 percent during this period, as against 2.3 percent in 2011 (and 1.8 percent during the first year of PRSP III implementation). The rural sector should make an estimated contribution of: (i) 0.8 percent during the period 2012-2015; and (ii) -0.8 percent in 2011.

Overall, it should be noted that the improvement in the economic environment observed in 2010 continued in 2011. However, 2011 was particularly affected by a significant precipitation deficit that undercut the initial forecasts for the 2011/2012 agricultural harvest and a slowdown in activity in the mining industries.



##### Recent overall GDP trends

In 2011, the Mauritanian economy continued to record satisfactory results despite an unfavorable international economic context and a significant precipitation deficit. Real GDP growth is expected to slow to 4 percent (4.1 percent non-oil), as against 5.2 percent (5.7 percent non-oil) in 2010. In nominal terms, GDP increased by close to 17 percent to UM 1,184 billion.

The year 2011 was characterized by a decline in the primary sector from the previous year. 2011 estimates were for a decline in growth in the primary sector of 2.6 percent, with a resulting negative contribution by the sector to overall growth of -0.5 point. This resulted essentially from the precipitation deficit that undercut the growth objectives in the agriculture and livestock subsectors, although the strong performance of the fisheries subsector offset the decline that would have occurred in the primary sector in 2011.

In the **agriculture subsector**, the production target initially set for the 2011/2012 rain fed harvest was 130,000 metric tons of traditional grains from 260,000 ha. For irrigated cultivation the target was 135,000 metric tons of paddy rice from 30,000 ha, for an average estimated yield of approximately 5 metric tons per hectare. On the basis of this target, the real value added of agricultural sector was expected to increase by almost 7 percent from levels in 2010, which had itself been a year of exceptional agricultural output.

However, owing to the significant precipitation deficit during this crop year, the targets initially set were not achieved despite efforts by the authorities to support the sector, and traditional grain production declined by more than half (-66.2 percent) in comparison to the previous harvest, when output had reached 139,916

metric tons. This decline was offset, however, by the winter rice sector. Land dedicated to rice cultivation increased to 20,356 ha, as compared to 19,926 ha in the previous crop year, and, with an estimated yield of 5 metric tons per hectare, rice production was expected to total 102,187 metric tons, up 2.5 percent from the winter harvest in the previous year. As a result, value added in the agriculture subsector declined in real terms by 21 percent, as against an initial estimate of an increase of close to 7 percent.

In the **livestock subsector**, the precipitation deficit had a negative impact on pasture lands, resulting in losses, particularly of cattle, with an estimated loss rate of 9 percent. However, the impact of pasture conditions on livestock will not be evident until the lean season in 2012. The subsector experienced a slight decline (-0.4 percent) in real growth in 2011.

In the **fisheries subsector**, catches measured an estimated 1,101,805 metric tons in 2011, as against 1,047,201 metric tons in the previous year, an increase of almost 5.2 percent, attributable primarily to the upturn in industrial fishing. This performance resulted from measures implemented to strengthen surveillance at sea and the requirement for foreign fishing boats to unload so that their catches can be estimated more accurately. Valuing this output at the unit prices for the various species exported yields a nominal value added of 27 percent and a real value added of close to 13 percent.

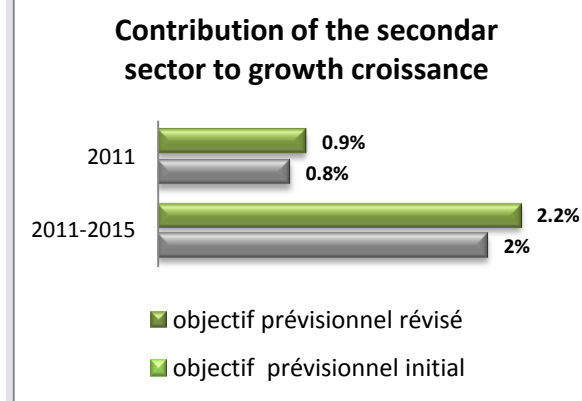
Despite the slowdown observed in the mining sector in comparison with initial forecasts, the **secondary sector** expanded by close to 4 percent. This was the result essentially of the performance of the construction and public works (14.5 percent) and manufacturing (5.8 percent) subsectors.

However, the contribution of the sector to overall growth declined in 2011 to 0.9 percent as against 1.2 percent in 2010 owing to the slight downturn in the mining sector.

In nominal terms, value added of the **secondary sector** rose by 32.1 percent, driven essentially by the rise in export sector prices on the international markets. *Iron ore* production declined slightly (-3.1 percent) in 2011 to 11,176 million metric tons, as against 11,534 million metric tons in 2010. This resulted from delays in the production of crushed ore and the minimal yield of the Guelb I field. As a result, value added in the subsector declined by 2.8 percent in 2011. In nominal terms, however, value added for the subsector increased by 38.4 percent owing to the increase in iron prices on the international markets.

In the **non-ferrous metals subsector**, output by MCM in 2011 brought copper production to 39,079 metric tons as against 33,554 metric tons in 2010, or increase of 16.46 percent. Meanwhile, gold production by MCM declined by 3 percent in 2011 to 78,802 ounces as against 80,989 ounces in 2010, while TML produced 216,018 ounces of gold in 2011 as against 204,906 ounces in 2010, an increase of 5.4 percent.

Overall, value added by the metal mining industries (iron, copper and gold) declined by close to 2 percent in real terms and increased by almost 38 percent in nominal terms, mainly because of rising metal prices.

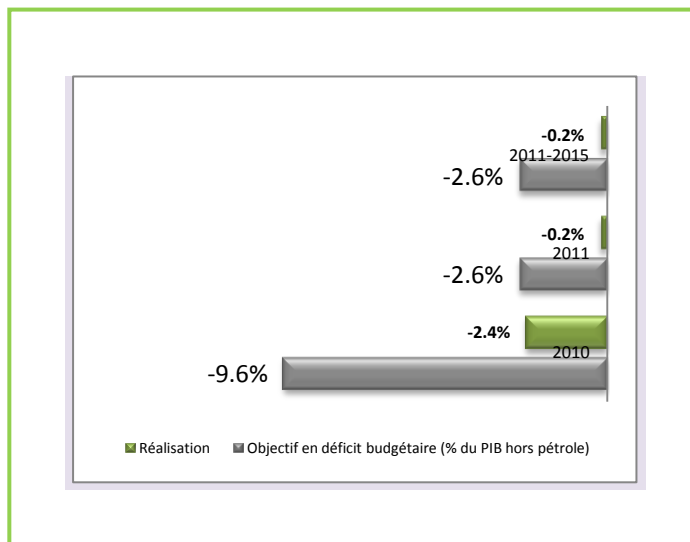


In the **oil sector**, the downward trend begun in 2007 continued. In 2011, annual output stood at 2,650 million barrels as against 3,025 million barrels in 2010, a decline of more than 12 percent. This situation is attributable to the recurring technical problems in the sector. Exported quantities also trended downward (-45.3 percent), declining from 3.7 million barrels to 2 million barrels between 2010 and 2011. As a result, despite a rise in the price per barrel (+36 percent), the value of exports declined by almost 26 percent.

With production-related costs held in check in 2011, a nominal value added of UM 54.3 billion was achieved, as against

UM 44.2 billion in 2010, or an increase of 22.1 percent. On the contrary, value added in real terms in the same period was UM 4.1 billion, as against UM 4.3 billion in 2010, or a decline of 5.6 percent.

In **manufacturing**, the estimated real value added is based on changes in the non-oil and non-mining Industrial Production Index (IPI), which increased by 5 percent in 2011 from the previous year. This performance resulted from a net improvement in electricity supply capacity of the Mauritanian Electricity Company (SOMELEC) and an increase in water production by the National Water Company (SNDE). In fact, the water and electricity index increased by close to 7 percent in 2011, while that of industrial units (excluding SOMELEC and SNDE) increased by only 5.1 percent. In nominal terms, the value added of manufacturing increased by almost 12 percent.

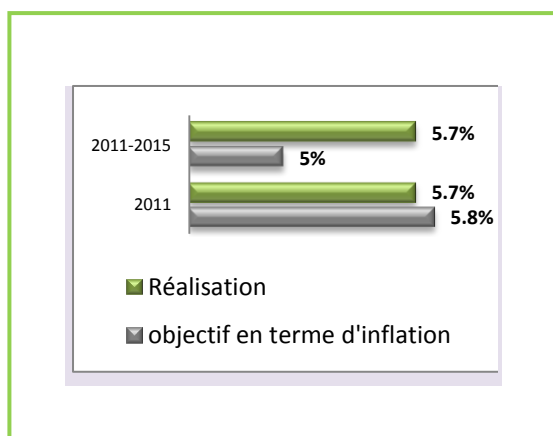


In the **construction and public works subsector**, the upturn observed since 2010 continued in 2011, with a 14.5 percent increase in real value added by the sector as a result of the completion of key infrastructure projects during the year. In nominal terms, value added increased by 21 percent.

Real value added of the **private services sector**, made up of the transportation/communications, commerce, restaurant, hotel and other private services subsectors, increased by 8 percent in 2011, while nominal value added rose 13.5 percent. This sector is the main support for the economy owing to its contribution to growth, i.e., 2.7 percent of growth in 2011 as against 1.6 percent in 2010, or an increase of 0.1 percent over the estimated target and achievement of the proposed target for the 2011-2015 period.

### Inflation

Despite high global prices for foodstuffs and energy projects in 2011, total inflation was kept to 5.7 percent (year-on-year), or 1 percentage point below forecasts. This was related in part to the slowdown in the rise in prices for food products and energy in the final months of 2011. The harmonized consumer price index (IHPC) increased by 1.3 percent in the fourth quarter, a slight decline from the 2.2 percent observed in the third quarter. Inflation control and the general stabilization of prices result both from: (i) implementation of



an emergency program by the authorities that offset the impact of the rise in international prices for food products and the consequences of the drought on local production of certain foodstuffs. and (ii) application of a prudent monetary policy by the authorities in 2011. In the context of this prudent monetary policy, guided by inflation reduction objectives, the money supply, which is estimated at close to UM 374 billion, increased by almost 20 percent over 2010. This was explained essentially by: (i) a significant accumulation of net external assets, which stood at close to UM 70.8 billion in 2011, as against only UM 9.4 billion in 2010, mainly because of the foreign exchange generated by the export sectors; and (ii) an increase in credit to the economy to approximately UM 312.9 billion, or 10.1 percent over 2010, as a result of bank lending in the main economic sectors.

### External Sector

Despite an increase in imports of goods of almost 29 percent in 2011, driven by the strong performance of oil products and mining activities, the balance of payments current account deficit improved significantly, to the equivalent of 7.4 percent of GDP, as against 8.6 percent of GDP in 2010.

This is due essentially from the 35 percent increase in exports resulting primarily from strong export values in the petroleum and mining industries.

As a result, gross foreign exchange reserves, which totaled approximately USD \$287.8 million in 2010 stood at an estimated level of USD 502 million in 2011, or the equivalent of 2.5 and 3.6 months of imports, respectively.

The external public debt declined from 83.7 percent of GDP in 2010 to 76.8 percent of GDP in 2011, reflecting debt reduction by the government and its commitment to contract loans on concessional terms.

### Fiscal policy basis

The government continued to make progress with budget management in 2011, resulting in a non-oil basic deficit of 0.2 percent of GDP, as against 2.4 percent in 2010, despite the strong upward pressure on public expenditures related to implementation of the emergency program. The significant effort to collect taxes and the rise in mining revenues helped offset the cost of the emergency program introduced in 2011 to mitigate the impact of the rise in commodity prices on the most vulnerable segments of the population.

With the declining need for financing and a liquidity surplus in the banking sector, treasury bill rates fell to record lows, just under 3 percent.

Government expenditures totaled UM 341.3 8 billion in 2011, as against UM 282.95 billion in 2010, while revenues excluding grants and oil increased to over UM 294 billion in 2011, owing to tax collections (+27 percent), for an overall increase of 23 percent in comparison with 2010.

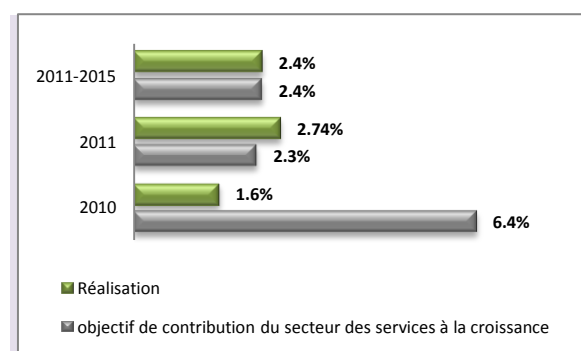
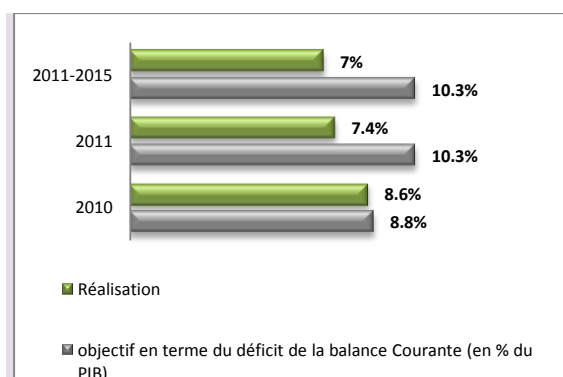
### B. Expansion of structural reforms

#### Development of the private sector

The key actions in this area related to: (i) the dialogue among the partners on the investment code; (ii) the review and approval of the investment code; (iii) the adoption of the procurement code; and (iv) the establishment of the Public Procurement Regulatory Authority and its various bodies (recruitment of officials).

#### Reform of the incentive systems

Reform of incentive systems focused on: (i) continued modernization of the customs administration by means of migration to the ASYCUDA++ system in all customs clearance offices connected to the single server; the creation of a coordination unit responsible for managing the import verification program (PVI); updating of the Customs Code and updating of customs tariffs pending validation of the code; establishment of an information unit to combat smuggling; (ii) reform and modernization of the tax administration by means of the establishment of the Collections Directorate; expansion of the tax base; and improvement in the quality of public services provided to users of the tax administration; (iii) modernization of cash management and public accounting through the introduction of a government cash management plan to improve the structure and operation of its departments; development of a cash management plan (monthly, quarterly and annual); establishment of the single Treasury account at the BCM; regular publication of all reports produced by the



Treasury (ROFE, Annual Report, and Output, Exports and Oil Revenues Report); clearing of Treasury checks by banks; development of a government expenditure commitment plan; and development of an annual procurement plan.

Further, regarding public financial reform, significant steps were taken and are either completed or ongoing: (i) the drafting and adoption of a fiscal reform concept note; (ii) updating of the public investment program (PIP) and the medium-term expenditure framework (MTEF); (iii) improvement in the preparation of the annual report on physical and financial implementation of the consolidated investment budget (BCI); (iv) completion of the Sysim migration; (v) support for the new debt reduction strategy; and (vi) regular and complete tracking of the government debt position.

### **Introduction of procedures to improve financing of the economy**

The measures taken to overhaul and modernize the financial sector focused on (i) preparation of a development strategy for the financial sector; (ii) definition and ongoing adoption of selection criteria for external auditors and auditors eligible for conducting audits in credit institutions in order to increase the reliability and credibility of information and documents; (iii) strengthening of the internal control and internal audit function in banks; and (vi) drafting of a debt collection law.

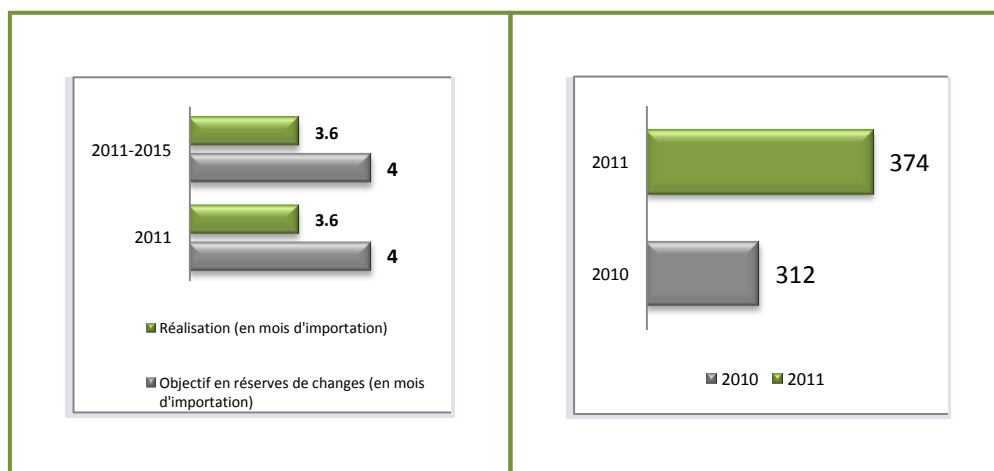
To ensure appropriate financing for the economy, the following measures were taken: (i) ongoing legalization of networks carrying out microfinance activities without authorization; (ii) signing of an agreement with a foreign partner to establish the necessary legal arsenal for Islamic products; and (iii) creation of a development savings and loan that would offer long-term resources and finance private investment projects in different areas, particularly industry, alongside banks.

### **Increased liberalization of commerce**

The key measure taken to liberalize commerce focused on: the validation of the trade strategy, which receives support from the EU in the form of the signing of the Trade and Private Sector Support Project in the amount of €5 million for the implementation of the proposed actions.

### **C. Development of infrastructure in support of growth**

Over the course of 2011, the government maintained its strong commitment to allocating the necessary resources for sound infrastructure development to shorten distances and ease the quasi-monopolies created by obstacles to the smooth flow of goods, to facilitate the supply of quality and competitive services, and



reduce production costs as well as develop economic activity and support growth.

### **Development of the land transport, port and airport sector**

Progress in the land transport sector in 2011

involved the legal and institutional framework for the sector, studies, and the modernization and development of land transport infrastructure.

The measures taken focused on: (i) adoption of a law setting out a strategy for and organizing road transport; (ii) development of a road sign blueprint; (iii) organization of a social mobilization campaign for road safety in Nouakchott; (iv) completion of a study on the establishment of the transportation account and



assessment of the costs of urban transportation dysfunctions in Nouakchott; (v) introduction of a system to monitor and evaluate transportation activities; and (vi) start-up of the Public Transport Corporation (STP) with a network of 12 lines served by 50 buses.

Studies completed included: (i) a study on the indices and price series that could serve as a reference in the revision of prices for road construction and a study on the conditions for the operation of vehicles and organization of transportation operations in Nouakchott; (ii) feasibility and execution studies for the following roads: the Nouadhibou beltway, the Nema/Timbedra-Diguenni highway, the Kaédi-Maghama highway; and Néma-Amourj-Adel Bagrou highway to the Mali border.

Work to modernize and develop the transportation infrastructure included: (i) completion of section 1A of the Rosso-Boghé highway and the road network in Rosso; (ii) continuation of the work to extend the following roads: Kermecene-Rosso-Nouakchott, El Ghaira-Barkéol, Chegar-Male-Boulhath-Barkéole, Atar-Tidjikja, Néma-Bassiknou-Mali border, and the Gorgol, Hodh and Guidimagha road networks; (iii) rehabilitation of the Kiffa-Tintane highway; and (iv) improvement of road maintenance by increasing the financial resources allocated to the National Road Maintenance Company (ENER).

In the area of air transportation, the measures taken included: (i) revision of the civil aviation legislative and regulatory framework; (ii) works to improve the level of service provided by the Nouakchott and Nouadhibou international airport infrastructure and equipment, and that of certain secondary airports (Atar, Néma, Sélibabay, Zouérate); and (iii) startup of construction of a new international airport on a site near the coast on the Nouadhibou road approximately 25 km from Nouakchott.

As well, the process of revising the legislative and regulatory framework of the transport sector that was begun some years ago is close to completion. Law 022 of February 27, 2011 on the new Civil Aviation Code has been supplemented by implementing decree 90/2011 of March 31, 2011 and decrees on 11 technical aeronautical regulations. As well, International Civil Aviation Organization (ICAO) audits and inspections of airport facilities and companies were carried out.

In the area of sea and river transport, the key measures implemented involved work to modernize and expand L'Amitié Port, i.e.: (i) construction of two berths equipped with cranes for freight handling; (ii) construction (under way) of an oil wharf, a jetty and a 5 km protection dike; (iii) completion of the renewal of the cathodic protection of the pilings supporting the quay and walkway in L'Amitié Port; (iv) ongoing dredging work to desilt the port; and (v) mobilization of the resources needed to construct a container ship terminal in L'Amitié Port.

In the area of meteorology, the following measures were taken: (i) preparation of draft laws ratifying the various international conventions on meteorology (Decree 52 of January 2011 of the Ministry of Equipment and Transport (MET) designating the National Meteorology Office (ONM) as the meteorology administration in accordance with Annex III on meteorological assistance to air navigation; (ii) identification of profiles for personnel management positions; (iii) rehabilitation of the Zoueirat and Kaédi stations; and (iv) the purchase and installation of three automatic marine meteorology stations.

### ***Improvement and diversification of electricity production***

In the area of **electricity**, the key achievements are: (i) startup in July 2011 of the 36 MW HFO plant (Wharf plant); (ii) launching of studies on the electricity production and transportation blueprints through 2030, increase in production and extraction capacities for the city of Nouakchott, and a feasibility study for a system of production and transportation of gas-based electricity; (iii) signing of a memorandum of agreement between the government, SOMELEC and the mining companies (SNIM, TML, Sphere Mauritania and MCM) to carry out a study for the creation of a company producing electricity from gas; (iv) decentralized rural electrification via multifunctional (MTF) platforms; (v) electrification of the principal towns in the remaining departments (moughataas): Amourj, Barkéol, Boumdeid, M'Bagne, Moudjéria and Ould Yengé; (vi) electrification and concessioning of services by the Regulatory Authority (ARE): Vassala, Aïn Varba, Male, Touil, Medboughou, Voulaniya, Monguel, Lexeiba, Belgherbane, Taguilalet, Ajouer, Arr, Wompou, Dafort, Adel Bagrou and Nbeika; and (vii) connection of the interconnected network between semiurban areas and the agricultural outskirts: Gouraye-Sélibaby (Organization for the Development of the Senegal River (OMVS), under way), Rosso-Boghé corridor.

In the area of **wind and solar energy**, the main actions taken were: (i) completion of the feasibility study for the 30 to 40 MW wind power plant in Nouakchott and launching of an invitation to prequalify for builders; (ii) solar hybridation in 8 semi-urban centers; (iii) development of a 5 MW hybrid solar project at Kiffa;

(iv) development of a hybrid solar/hydro/diesel project in Aftout; and (v) negotiation for the construction of a 15 MW photovoltaic plant with the Emirati company Masdar.

### **Improved ICT access**

In the information and communications technology (ICT) sector, the key measures taken were: (i) continuation of the work on international connectivity via undersea cable; (ii) ongoing work on the 1700 km fiber-optic network (SNIM and telecom operators); (iii) development of a database of legal texts and court decisions; (iv) ongoing development of government information systems (government HR management, taxation management); (v) completion of a remote health care center and a distance education project allowing for collaboration with similar centers in India; (vi) updating of the national ICT development strategy; and (vii) preparation of the ICT legal framework.

### **D. Optimal use of the sources of growth**

In the area of **crude hydrocarbons**, key achievements included: (i) adoption of the law on the Crude Hydrocarbons Code and the decree on the standard exploration-production contract; (ii) establishment of an oil property registry and completion of the design of the oil database; (iii) signing of a new offshore contract with the Tiulow Oil Company, as well as riders for the Banda, Tiof and Tevet oilfields; and (iv) signing of two new permits with Total in partnership with the Mauritanian Hydrocarbons Corporation (SMH).

In the area of **refined hydrocarbons**, the following actions were taken: (i) launching of an international call for bids to supply Mauritania with refined products (liquid and butane gas); (ii) monitoring of the 2010-2012 supply contract between the government and Fal Oil; (iii) tracking of the price of FSD; and (iv) and tracking of the pre-financing balance sheet.

In the area of **gas products**, the role of the public sector in the downstream subsector has been strengthened by: (i) monitoring of the supply contract; (ii) tracking of prices; (iii) tracking of the gas subsidy; (iv) monitoring of service stations; (v) preparation of specifications for the awarding of service station concessions; (vi) adoption of the decree setting out the format for applications to open service station; (vii) preparation of the decree for the drumming, bottling, storage and transportation of butane gas; (viii) adoption of the decree setting out the specifications for petroleum products; (ix) upgrading of the network of service stations; (x) introduction of daily tracking of risk parameters in the various depots; (xi) tracking of transportation; (xii) tracking of storage; and (xiii) tracking of the distribution of butane gas.

In the **mining** sector, the key measures taken were: (i) revision of the legal and regulatory framework in order to optimize government rents; (ii) improvement of the tracking of mining exploration by means of gold and copper expedition sheets and development of a database to track the payment of royalties; (iii) granting of 296 permits and 92 quarry licenses; (iv) launching of the program for the restructuring of the Mauritanian Office for Geological Exploration (OMRG); (v) start of first school year at the Mauritanian Mining School (EMIM) in 2011/2012 (engineering school and professional training center in Akjoujt); (vi) establishment of the Oumagneyna quartz mine (Dakhlet Nouadhibou); (vii) implementation of an agreement to mine phosphates with a 30 percent stake held by the government; (viii) implementation of the Tasiast expansion project to achieve production of 1,200,000 ounces of gold; and (ix) development of the Tamagot iron mine near Akjoujt.

In the **fisheries** sector, the main actions taken were: (i) creation of a public company to distribute fish in Mauritania with the implementation of a logistics system consisting of six routes, refrigeration of chambers, distribution platforms in 13 wilayas, and transportation equipment; (ii) creation of 1,000 positions in industrial fishing; (iii) startup of activities of the Chinese company Hongdong International (Mauritania) Fishery Development Co ; (iv) upgrading of the Nouakchott fish market to meet health and cleanliness standards; (v) construction of three landing areas, in Nouakchott (fish market), in the Legweichich (PK 93) development center, and in the N'Damech (PK 144) development center to establish artisanal and coastal fisheries development centers; (vi) establishment of an effective health inspection system for plants, ships and fisheries products as part of the National Health Inspection Office for Fishery and Fish Farming Products (ONISPA); (vii) establishment of a water contaminants surveillance plan; (viii) organization of regular comprehensive inspections of plants and boats; (ix) bio-ecological studies of species; and (x) collection of hydrological data.

In the **tourism** sector, the following measures were taken: (i) construction of a welcome Center in Diawling National Park (PND); (ii) construction of an exhibition hall in Banc d'Arguin National Park (PNBA);



(iii) construction of signs and a bird observatory in PND; and (iv) construction of signs and a pontoon dock for PNBA.

In the **handicrafts** sector, the following actions were taken: (i) development of architectural plans and technical studies for the construction of handicraft centers; and (ii) mobilization of some financing.

In the area of **industry**, achievements involved: (i) preparation of terms of references for the study on the creation of industrial estates; and (ii) continuation of efforts undertaken as part of certain aspects of the West Africa Quality Program.

In the **agriculture** sector, the key measures taken were: (i) creation of an operating company called the Mauritania Sugar Company (SSM-SEM) to develop sugarcane (development of 11,000 ha in Gorgol) from which the sugar produced is expected to substitute for 57 percent of current imports by 2015; (ii) development and equipment of collection and storage centers for oasis agricultural products for the benefit of three economic interest groups (EIGs) being set up; (iii) protection of crops against animals, grasshoppers, birds and corn borers by managing pesticides, improving surveillance and early warnings, continuing surveillance and rapid intervention, and installing 1,131 km of barbed wire to protect 26,326 ha on 521 sites.

In the **livestock** sector, the following were the main actions taken: (i) extension of the capacities of veterinary services by equipping the bacteriology lab; providing training on rabies (diagnosis, surveillance and control); improving equipment and supplies and border control offices; training 60 field agents in the principal pathologies; and equipping 32 surveillance posts with veterinary supplies and cold storage; (ii) drafting and finalization of the decree on the domestic animal health police, and organization of a World Organization for Animal Health (OIE) support mission to update the legislation; (iii) installation of fourteen Rift Valley fever surveillance sites; (iv) startup of activities on the Idini genetic enhancement experimental farm with the insemination of 50 cows; (v) construction of 20 animal inoculation centers; and (vi) launching of a call for bids for the construction of a dairy in Néma.

## III.2 PRSP priority areas

### A. Education and training

The strong correlation between the success of programs to accelerate redistributive growth that is strongly anchored in the economic sphere of the poor, development of human resources, and wider access to basic services for the poor have led the government to accord these areas particular importance in the PRSP

The third PRSP action plan, covering the period 2011-2015, therefore defined priority areas with a high potential for reducing poverty and disparities.

The objective assigned to the **education** sector in PRSP III was to produce human capital capable of promoting the country's economic and social development. This objective was to be achieved through the implementation of a strategy that focused on: (i) improving the supply of education by reorganizing public and private education to make it better adapted to demand and thus to improve retention rates at the primary school level and promote equity at the secondary school level; (ii) improving teaching quality; (iii) improving internal and external effectiveness in order to provide qualified labor to increase the productivity of the traditional sector, promote its development, and ensure a highly qualified labor supply to meet the needs of a modern sector in the coming decades; and (iv) improving and enhancing the management and oversight of the system.

Under PRSP III, efforts to construct or rehabilitate school and training infrastructure and to recruit and train teaching staff were ongoing. During this period, the focus was to build on what had been achieved thus far and to correct dysfunctions at the various education levels.

At the **primary (basic education)** level, the number of pupils has increased significantly, from 465,887 in 2005/2006 to 535,976 in 2010/2011, an increase of 13 percent over the period. The number of schools increased from 2,980 to 4,075 during the same period, and the share of private education rose from 7 percent in 2006 to 11 percent in 2011.

The gross enrollment ratio (GER) at the primary level, which was 98.8 percent in 2010, rose to 98.9 percent in 2011, close to the target of 100 percent set for 2015. Boy/girl parity slightly favored girls (50.4 percent), but the retention rate remains low as only about 65.2 percent of pupils finish primary school. The probability of completing primary school is higher for boys (42 percent) than it is for girls (34 percent). The GER target was achieved in 2010 in all the wilayas, with the exception of Gorgol (90.09 percent) and Hodh Charghi (86.8 percent).

At the **lower secondary** level, the GER improved slightly from 26.6 percent in 2006 to 29.6 percent in 2011. This improvement follows on the increased enrollment at the primary level, despite the low level of passage from primary to secondary school: 50.2 percent in 2011, as against 56 percent in 2006.

Student populations declined by 20.7 percent at the upper secondary level during the same period, with a GER of 13.6 percent for boys and 17 percent for girls. This decline results from the structural change imposed by the reform, which lengthened the lower secondary school level. Declining quality was also observed, as shown by the poor results in the lower secondary school and final secondary school exams.

In **higher education**, considerable efforts have been made to diversify, broaden, and professionalize offerings. New areas of study have been created in the various higher education institutions along with the introduction of a large number of masters programs. The new university campus, on which building works are at an advanced stage, will certainly contribute to improving the output and efficiency of the system. Nevertheless, some internal effectiveness issues persist at the higher education level.

In **traditional education**, achievements in 2011 included: (i) introduction of a guide for the country's mahadras and mosques; (ii) completion of an assessment of traditional education and religious and cultural outreach; and (iii) completion of several awareness-raising campaigns.

The PRSP III objectives for **vocational and technical training** were to: (i) introduce major reforms at the institutional level to standardize oversight; (ii) improve system governance; and (iii) energize government-employer organizations (the National Council on Technical and Vocational Training).

In this area, achievements involved: (i) greater admissions capacity in training institutions; (ii) upgrading of equipment in various training streams; (iii) training of dozens of trainers and supervisors; (iv) introduction of

the Technical and Vocational Training Support Project (PA-FTP); (v) identification of the need for skills training in various sectors (services, fisheries, agriculture, industry and mining); and (vi) creation of 6 agreements on skills training for some 5,100 young people during the period 2012-2016, including 1,200 in 2012.

The PRSP III objectives in the area of **literacy** were to: (i) enable the entire population aged 14 and older to read and do arithmetic; (ii) improve retention rates at the primary school level; (iii) build on initial literacy by providing post-literacy training and vocational training that focuses on income-generating activities (IGA); and (iv) promoting a desire for self-learning. While literacy has improved significantly, upstream efforts (primary education) and downstream efforts (illiterate workers) are still needed to combat the lack of education that continues to affect a substantial portion of the working population.

### **B. Health and nutrition**

PRSP III set the following priority objectives for the **health and nutrition** sector: (i) improve oversight, good governance and performance of the sector; (ii) improve universal access to high-quality health care services; (iii) strengthen the integrated management of disease; and (iv) develop health financing mechanisms.

A recent analysis of Mauritania's **health conditions** showed that the three main challenges for the health care system are related to the health problems of the population, the problems of the health system, and external factors affecting the sector.

The health problems of the population reflect the country's epidemiological profile, which is dominated by the following pathologies: (i) communicable diseases, particularly malaria, tuberculosis, STI/HIV/AIDS, intestinal and urinary parasites, broncho-pulmonary infections, eye infections, and infectious dermatitis in children (these pathologies are largely dominated by diarrhea, acute respiratory infections and malaria); and (ii) non-communicable diseases related to environmental factors and/or changes in the behavior of individuals and communities. The latter group of diseases is dominated by cardio-vascular diseases, cancers, mental illness, diabetes, the health effects of tobacco and psychoactive substances, and an upsurge in occupational diseases and broncho-pulmonary diseases related to air pollution; (iii) nutritional imbalances, particularly among mothers and children, with a preponderance of protein-calorie malnutrition and micronutrient deficiencies (iron, vitamin A, iodine) and obesity; and (iv) perinatal pathology with its consequences for the health of the mother and child.

These diseases are aggravated by external factors such as poverty and the environment. The problems in the health care system are related primarily to: (i) insufficient health care coverage, with 21 percent of the population living more than 5 km from an operational health care unit; and (ii) shortage of health workers (nurses, midwives, doctors, etc.) at all levels and the poor quality of those workers.

The health system is also adversely affected by a multitude of external factors, specifically factors relating to hygiene (safe drinking water and the removal of household waste); problems relating to human behavior; macroeconomic problems affecting financing and appropriations for the sector, and problems relating to food and nutritional security and natural disasters.

The most recent multiple indicator cluster survey (MICS) in 2011 showed persistent high levels of maternal and infant and child mortality rates, at 626 per 100,000 live births and 118 per 1,000 live births, respectively.

In 2011, a number of actions were taken: (i) preparation of the 2012-2020 national health development plan, along with a medium-term expenditure framework (MTEF) for its first phase, i.e., 2012-2015; (ii) development of a strategic framework for combating HIV/AIDS; (iii) development of a national anti-malaria framework; and (iv) extension of the *forfait obstétrical* (a health savings system in which members save for the anticipated costs of obstetric care), among measures to reduce the maternal mortality ratio.

Looking at health care coverage, 80.08 percent of the population has access to a health care unit within 5 km, although this access is distributed unequally across the country. In response to this situation, significant actions have been taken to substantially reduce the portion of the population that does not have easy access to a health care unit: (i) rehabilitation of health care centers in Sebkhia, Teyarett and El Mina; (ii) construction of four health care centers (Tarhil Nouakchott, Tarhil Nouadhibou, Hay Sakin and Termessa); (iii) expansion of the Mother and Child Hospital Center and the National Oncology Center (CNO); and (iv) equipment of 15 health care centers and 15 health clinics. As well construction has started

on 10 health clinics, on hospitals in Rosso and Kaédi, and on the Emergency Medical Care Service (SAMU), and the construction and equipment of the National Cardiology Center (CNC) has also begun.

Nevertheless, efforts to combat disease are hampered by the lack of an effective strategy for developing high-quality services that can rapidly alleviate the suffering of the ill, particularly children and pregnant women, who have become disaffected vis-à-vis health care structures (0.6 contact per person per year).

However, significant efforts have been made to remedy this situation: (i) purchase and distribution of more than 40,000 insecticide-treated mosquito nets for households living in regions where malaria is endemic; (ii) organization of more than five vaccination campaigns to control and eradicate polio nationally; (iii) organization of a campaign in response to the measles epidemic targeting persons aged 5 to 29 in three wilayas (the two Hodhs and Assaba); (iv) organization of a national campaign for tracking measles targeting children under five throughout the country; and (v) availability of antiretrovirals (ARV) for persons living with HIV/AIDS.

To improve the availability of qualified health care staff, the following actions were taken: (i) recruitment of 296 health care staff; (ii) ongoing training of 20 public health officials; (iii) creation of 3 nursing schools (in Néma, Sélibaby and Rosso); (iv) training of 25 health care instructors; (v) support for the training of 43 specialists and coverage of the expense of training two radiation therapists and (v) training of 60 nurses.

To improve the performance of the sector, the measures taken related primarily to: (i) health care public expenditure reviews; and (ii) preparation of the national health sector accounts.

At the institutional level in 2011, Decree 90-2011 of June 9, 2011 created a Public Health Directorate, with the primary task of developing and implementing the health and hygiene policy, promoting health and hygiene regulations, and monitoring application of such regulations, particularly Law 42-2010 of July 21, 2010 on the Hygiene Code and its various implementing regulations.

### C. *Water and sanitation*

The PRSP III action plan set an overall objective for the water and sanitation sector of “improving universal access to water and sanitation of sufficient quality and quantity on a sustainable and affordable basis.”

This objective was to be achieved through the implementation of the following key strategies:

(i) improvement of access to safe drinking water; (ii) identification and protection of water resources; (iii) improvement of sanitation conditions; (iv) promotion of the public-private partnership; and (v) capacity-building in the sector.

The rate of access to safe drinking water was 52 percent nationally in 2010. In urban areas (towns with more than 5,000 inhabitants), the rate of access to private water main connections was 35 percent and varied significantly from town to town: (i) coverage of the National Water Company (SNDE) was expanded to 23 eligible centers; (ii) in Nouakchott, almost 30 percent of households have access to private water main connections; other cities in the area covered by SNDE record higher levels, with 46 percent of households having private water main connections; and (iv) in areas managed by the National Office for Water Supply Services in Rural Areas (ONSER), 50 percent of households have private water main connections.

In rural areas in 2010, 60 percent of households had access to **safe drinking water**, while almost a third of towns with more than 500 inhabitants still needed to be equipped with a water distribution network.

In 2011, water production and distribution infrastructure projects and programs had a significant impact on improving access to water and sanitation services. These projects included: (i) the water supply project for more than 200 communities with over 500 inhabitants in rural areas; (ii) the river-sourced safe water distribution system (AEP) (20 water treatment plants); (iii) the start-up of the water supply project for Aftout Charghi from Fom Legleitta to meet the needs of over 500 communities; (iv) the water program of the Agency for the Promotion of Universal Access to Services (APAUS) (18 AEP networks and 47 wells); (v) installation of 3 river water treatment plants under the National Refugee Integration Support Agency (ANAIR) water program; (vi) establishment of 55 AEPs in the two Hodhs and Assaba; and (vii) startup of works for the water distribution network project in Nouakchott.

The following actions were taken to replace equipment and upgrade networks: (i) replacement of 188 generators, 206 submerged pumps, 37 pumps and 18 solar panels; (ii) rehabilitation and expansion of 130

networks; (iii) upgrading of the AEP distribution network in Nouadhibou; and (iv) implementation of an AEP enhancement program for SNDE centers in the interior.

The identification and protection of water resources is extremely important in a country with a shortage of water, as is the case in Mauritania. The following measures were taken in this area: (i) development of a water resource information system in the wilayas of Brakna and Trarza; (ii) construction and/or rehabilitation of the premises of the Regional Water Services (SRH) in Brakna and Trarza; (iii) increased human and material resources for the SRHs; (iv) completion of hydrogeological studies to inventory water resources in the wilayas of Trarza and Brakna; and (v) delineation of areas for the strategic protection and safeguarding of resources serving large cities and secondary towns (Tidjikja, Seilibaby, Kiffa, Atar, Maghta lahjar, Boghé, Idini and Boulanoir).

In the area of **sanitation**, blueprints were prepared for the cities of Nouadhibou, Rosso, Kiffa, Kaédi and Akjoujt. As well, a national sanitation strategy and policy paper were finalized. This strategy organizes sanitation and hygiene promotion actions in Mauritania by structuring the waste and rainwater sanitation and hygiene sector around a development project covering the period 2012-2020.

For sanitation in rural areas, the total commune-run sanitation (ATPC) approach was extended as a gateway to behavioral change (700 villages have been supplied with latrines). This approach is being used in 5 wilayas around the country (Trarza, Brakna, Tagant, Assaba and Adrar).

The main objective of PRSP III in promoting public-private partnerships was to establish the conditions that would genuinely allow the private sector to take over the water subsector. In this context, the following actions were taken: (i) application of concessioning procedures to public water services; and (ii) introduction of standardized pricing for water.

#### **D. Rural development**

Activities in the rural development program included in PRSP III through 2015 focus on five major objectives: (i) promoting growth in the sector to ensure the country's food security; (ii) providing equitable access to resources; (iii) increasing the supply and availability of goods and services that are essential to the sustainable development of the sector; (iv) improving the capacity to manage integrated and participatory rural development; and (v) enhancing the mechanism for monitoring serious diseases (Rift Valley fever, avian flu, etc.).

In this area, the following actions were taken: (i) acceptance of rehabilitation work in the Bolo Dogo (43.6 ha) and Neja (141 ha) areas in Brakna, and the Bambi Diaguily area (160 ha) in Guidimakha; (ii) continued development of 130 ha in the Dreimiss area of Gorgol; (iii) start-up of rehabilitation work in the Rindiaw and Bélinabé areas covering a total of 158.5 ha; (iv) start-up of the upgrading of community lands in Bababé and Béthié Béthié; (v) development of important waterways in Trarza, ensuring a water supply for more than 6,000 ha; (vi) completion of a program of 31 dams in the interior of the country; (vii) equipment of 60 wells with individual solar pumps to irrigate palm trees (irrigation kits); (viii) rehabilitation of the National Agricultural Training and Extension School (ENFVA) in Kaédi; (ix) development of 900 new ha in M'Pourié for unemployed graduates and the rehabilitation of 624 additional ha; (x) launching of a call for bids for the development 2,400 ha in Brakna and Trarza for the communities of Beguemoune, Dakhlet TKane, Aéré M'Bare and Baylane; (xi) completion of a study for a second expansion of 1,200 ha for the installation of a new unemployed graduating class; and (xii) construction of important infrastructure linking agricultural areas and thus allowing for the transportation of agricultural output from oases and valleys.

The following institutional actions were taken: (i) establishment of a fund for the purchase of cattle vaccines and feed; (ii) improvement of the surveillance and early warning system for combating desert locusts; (iii) surveillance and rapid intervention along with the definition and building of capacities in the National Anti-Locust Center (CNLA) and the Project Coordination Unit of the Africa Emergency Locust Project (AELP-PCU); (iv) launching of a study of the development plan for Tamourett Naaj; (v) assessment of the productivity of varieties and identification of a program for the development and improvement of food crop species; (vi) implementation of an information-education-communication (IEC) training program; (vii) creation of a gene bank and village seed stores; and (viii) reactivation of the National Plant and Seed Council.



## E. Food security

In recent decades, despite significant progress in the management and prevention of food crises, Mauritania has faced a situation of food insecurity owing to a number of factors, both economic and structural.

Approximately 26 percent of the population is directly or indirectly affected by food insecurity. This situation is aggravated by national poverty and insufficient investment in the social and productive sectors. In response, the government has recently approved a national food security strategy underpinned by an action plan and specific programs aimed at reducing the vulnerability of the poor to exogenous and endogenous shocks and the management of emergencies and crises.

As part of this strategy, there are plans to improve intervention in all sectors and subsectors directly or indirectly concerned by this objective in order to: (i) promote long-term solutions to the development of food security and strengthen the early warning system; and (ii) improve the capacities of the parties concerned.

To consolidate crisis prevention and food security program design capacities, the following key measures were taken in 2011 in the area of crisis prevention and management: (i) a survey of structural vulnerabilities at the communal level; (ii) a survey to identify vulnerable families in Nouakchott that contributed to a significant improvement in the targeting of recipients of food aid; and (iii) two surveys to assess the food security of households.

To enhance operational capacities and the ability to implement Food Security Commission (CSA) programs, the following actions were taken: (i) rehabilitation of storage areas with a capacity of 12,600 metric tons; and (ii) increase in the national security stock.

Key emergency assistance measures taken in 2011 with the objective of assisting vulnerable segments of the population and implementing programs to combat malnutrition included: (i) the opening of 688 nutritional feeding centers; (ii) implementation of the extended emergency assistance program in food insecurity zones; (iii) provision of emergency assistance in the Nouakchott urban area, focusing on indigents in the three Nouakchott moughataas (Riad, El Mina and Arafat) and in Kaédi; (iv) establishment of a special solidarity program to counteract the effects of sudden price rises; and (v) emergency assistance on several occasions for the victims of floods in various parts of the country.

In order to achieve the objective of reducing the vulnerability of the population to exogenous shocks, the following steps were taken in the area of "development microprojects": (i) implementation of a program of "Food for Work" micro-projects; (ii) restoration of the village food security stocks (SAVS); and (iii) implementation of a vast program to enclose rain fed cultivation areas.

## F. Urban development

In the area of **urban development**, the government took significant measures to improve living conditions in 2011, particularly in the housing, urban development and construction subsectors, and also in the area of water and sanitation.

In the area of **housing**, the authorities focused on providing services to and marketing subsidized lots to provide disadvantaged segments of the population with land and thus support their establishment in urban areas. The preparation of a database of civil servants and completion of a housing survey reinforced the commitment to launch a pilot housing program for civil servants. These housing programs are intended to provide them with inexpensive housing and to make up the enormous lags recorded in this area.

In the area of **urban development and construction**, the authorities have focused on continuing and stepping up programs for the re-habilitation of shantytowns in Nouakchott and Nouadhibou, as well as in Zouérate, Kaédi and Rosso. Actions taken have made it possible to integrate vast urban areas by providing them with basic infrastructure and services. The rebuilding of the damaged city of Tintane was followed by a program to provide services and to distribute housing or commercial lots to the public. Other achievements including the rehabilitation of public buildings and equipment; 145 public buildings and equipment were built across the country (including, notably, the administrative buildings in the wilayas of Traza and Dahklet NDB that were refurbished with an extension in Nouadhibou). A major infrastructure program was also implemented as part of the Urban Development Program to improve roads, water distribution, electricity and storm sewers in nine wilaya capitals (Atar, Akjoujt, Nouadhibou, Rosso, Aleg, Kaédi, Kiffa, Sélibaby and Tidjikja).

In the *specific subsectors of water and sanitation in urban areas*, significant progress was made in 2011, particularly in the distribution of safe drinking water in urban areas. The project to modernize the water distribution network in Nouakchott was begun, and the program to improve the water distribution systems of SNDE centers in the cities of Néma, Djiguenni, Kankossa, Tidjikja, Aleg, Atar, Rosso, M'Bout and Sélibaby was implemented. The safe drinking water distribution project in Maghtaa Lahjar and communities on the Chegar-Guimi-Maghtaa Lahjar Road from the Bouhchicha wellfield made significant progress, with the construction of a pumping and storage station. As a result, access to safe drinking water rose to 52 percent nationally. In urban areas, the a rate of access to private water main connections stood at 35 percent, although levels fluctuated widely from city to city.

In the area of *sanitation*, the government's efforts in 2011 resulted in the expansion of the collective sanitation network in Nouakchott by means of the rehabilitation of the Mauritanian Property Management and Construction Company (SOCOGIM) TZ and V block networks and their connection to the existing network. A significant effort by the National Sanitation Office (ONAS) was made to replace pumping equipment and maintain the existing sanitation network in Nouakchott. Sanitation blueprints were prepared for the cities of Nouakchott, Nouadhibou, Rosso, Kiffa, Kaédi, and Akjoujt, with particular attention to the cities of Rosso and Zouérate: a sanitation project aimed at equipping and constructing a wastewater and storm sewage system was carried out in Rosso and a treatment plant for wastewater from the SNIM areas was constructed in Zouérate.

Progress was also made in the area of institutional reform: a national housing promotion and development strategy was prepared and a national sanitation strategy and policy paper were completed. Creation of the Iskan Corporation ended the confusion that reigned between public participants in the area of building promotion and land development. Formalization by Iskan of partnerships with international groups augurs well for the ambitious housing projects.

#### **G. Economic development of the natural capital**

Actions to promote the country's natural capital in the 2011-2015 PRSP were primarily mainly to: (i) enable the poor to meet their basic needs from their natural environment; (ii) reduce the economic costs of environmental degradation; and (iii) develop sustainable financing mechanisms for the environment in line with the principles set out in the national sustainable development strategy.

To restore the ecological balance of the tree and plant vegetation cover and protect wood and other plant resources, the following measures were taken: (i) two important microprojects were implemented in the Ketchi (Brakna) and Amredjel (Assaba) oueds, i.e., inventory and mapping of 3 classified forests—Walaldé (Brakna), Keur-mour (Trarza) and Maraye Sder (Assaba)—and preparation of plans for their development; (ii) reduction in the demand for wood fuel by effectively implementing the domestic energy strategy and developing alternative sources of energy, such as the multifunctional platforms introduced in cooperation with the Agency for the Promotion of Universal Access to Services (APAUS) in two pilot wilayas; (iii) implementation of the national reforestation and dune stabilization campaign, which has created direct jobs; (iv) adoption of various laws and regulations on natural resource management, including the law establishing the special status of water, forest and hunting officials; (v) reduction in the number of brush fires by 11 percent; (vi) reduction in burned areas by 37.72 percent (2,032.05 km<sup>2</sup> burned); (vii) information and awareness campaign on the risks and damage caused by brush fires, involving the government, security services, civil society and the local population; (viii) organization of national and international anti-desertification festivities; (ix) campaign to construct manual and mechanical fire breaks and to put out brush fires; and (x) maintenance of 9,836 linear km of fire breaks.

In the area of conservation, activities in the Banc d'Arguin National Park focused on: (i) sea surveillance of the perimeter of the park; (ii) enhanced land surveillance of the park; (iii) promotion of socioprofessional organizations; and (iv) processing of traditional Imraguen products.

To strengthen research capacities in the field of desertification, the key measures taken focused on: (i) preparation of a national anti-desertification action plan; (ii) preparation of the documents needed for the establishment of a national desertification observatory (OND); (iii) implementation of the strategic investment framework for sustainable land management (SLM) in oasis zones; (iv) enactment of the decree ratifying the Agreement on the Conservation of African-Eurasian Migratory Waterbirds; and (v) preparation of a draft law on biosecurity and biotechnological risks.



The government's efforts to protect the country's fauna had the following results: (i) preparation and distribution of regulations on the protection and development of forest and fauna resources; and (ii) development and distribution of the implementing decree for the hunting code.

To develop and enhance protected areas and wetlands, implementation of PRSP III resulted in the following: (i) development of a national strategy on protected areas; (ii) international counting of waterbirds in Mauritania; (iii) ongoing inventory of sites of biological interest; (iv) continued implementation of development and management plans (PAG); (v) completion of the revision of the Mauritanian Coastal Development Blueprint (PDALM); (vi) completion of the project to reintroduce gazelles and white antelopes (addax) into Diawling National Park; and (vii) geographic delimitation and zoning of Star Bay for the creation of a protected area.

### III.3 PRSP cross-cutting areas

#### A. Local self-governance

In the area of local self-governance, significant progress has been made with decentralization and devolution as well as land-use planning.

In the area of **decentralization and devolution**, measures taken involved: (i) consolidation of the institutional framework for decentralization; (ii) improvement of governance and technical capacity-building in local governments; and (iii) improving the institutional framework for territorial administration, which dates back to 1969, by adopting decree 2011.282 defining the attribution of territorial responsibilities and establishing the organization of administrative districts. In both **[sic]** these areas, significant support was provided to communes and assistance or capacity-building was provided for elected officials and employees. Numerous actions were taken to strengthen devolution, particularly construction and/or rehabilitation and equipment of the residences of the administrative authorities.

In the area of **land-use planning**, the authorities focused on reforms leading to: (i) the enactment of the framework law on land-use planning; (ii) development, adoption and application of the decree on the organization and operation of the National Land-Use Planning Observatory (ONAT); (iii) drafting of a decree on the creation and operation of the National Toponymic Commission (CNT); (iv) drafting of decrees on the form, content and terms and conditions for the preparation and adoption of strategic land-use planning tools; and (v) drafting of the decree on the organization and management of the settlement of nomads.

#### B. Environmental governance

In the area of environmental governance, efforts focused on: (i) restoration of the ecological balance of the tree and plant cover and the conservation of wood, plant and agricultural resources; (ii) enhancement of anti-desertification research capacities; (iii) improved biodiversity conservation; (iv) conservation of fauna; and (v) development of protected areas and wetlands.

The environmental dimension was taken into account in development strategies and programs, such as: (i) the development and dissemination of a series of strategic environmental assessments on the water, health and rural development sectors; (ii) environmental assessment of 50 industrial activities; and (iii) drafting of a revision of the Environmental Framework Law.

Environmental governance was also strengthened by: (i) the completion of an institutional review of the environment sector in Mauritania (RISEM); (ii) preparation of the second National Environmental Action Plan (PANE) cycle covering the period 2012-2016 and launching of an ambitious training plan; and (iii) development of a sizable data base including an effective monitoring-evaluation system for the environment sector.

#### C. Employment

In the area of employment, measures in 2011 were concerned with: (i) improving the quality and relevance of technical and vocational training; (ii) expanding and diversifying the available training; (iii) improving the vocational competence of job seekers to improve their chances of finding employment; (iv) promoting employment through partnerships with the private sector; (v) promoting jobs for young people including through the recruitment of 132 civil servants (civil administrators, general administrative attachés; and general administrative drafters) and of 54 senior IT technicians by the National Population and Secure Title Registration Agency (ANRPTS); and (vi) making use of innovative approaches and integration initiatives

principally by granting upgraded concessions to a number of qualified job seekers and creating over 1,500 long-term jobs in the context of the reorganization of the private security sector.

**Box 1. Job Creation: a Major Lever for Poverty Reduction**

Given the demographic dynamics (young people under 24 make up 60 percent of the population), high annual growth in the labor force (5 percent), skills mismatch, and lack of job opportunities in labor intensive industries, the main strategic guidelines for the sector, outlined on the basis of the strategy papers on employment, vocational training, and new technologies, are centered around the following two main areas of intervention: (i) broadening the scope of job opportunities available to Mauritians by tapping into all potential means of increasing job offerings, work opportunities, and higher incomes; and (ii) narrowing the mismatch between the skills of the national labor force and the needs of the economy by developing an appropriate training strategy that encompasses initial training, job training, and lifelong learning approaches capable of meeting the current and future needs of the national economy.

In keeping with these guidelines, government policy action in 2011 led to the: (i) creation of more than 21,000 public sector jobs; (ii) 5,000 initial training places offered in 2011 compared to 2,200 in 2008, establishment of schools and specialized institutes (Mining, BTP, Agriculture, New technologies, Public Administration, Journalism and Justice); (iii) development of public/private partnership initiatives culminating in the training of 1,200 young people for unfilled vacancies in the artisanal fisheries sector and the informal sector (small trades and services); and (iv) the opening up of inclusive credit to over 2,500 persons with income-generating employment activities (BCM loans of UM 1.5 billion, Kuwaiti grant of US\$800 million, ADB loan of UM 600 million through the Procapec network).

Future efforts will focus on the: (i) implementation of the Emel program in 2012, (ii) intensification of road building and BTP projects, (iii) continuation of the agricultural labor promotion program; (iv) organizational reform of the public administration; (v) addressing the situation of daily-paid workers; (vi) the opening up of posts in the central administration to non-permanent staff (PNPs); (vii) raising the minimum wage (SMIG) and reforming the pension system; (viii) ongoing establishment of technical and vocational training schools for young people, with a view to dealing with the skills mismatch by bringing education streams more in line with the needs of the market; (ix) provision of incentives to high-labor-intensive industries, mainly in nascent sectors such as poultry rearing, the agro-food business, textiles, and tourism, and (x) improving access to credit, especially through microcredit and microfinance institutions.

**Main jobs created in 2011 :**

Sector	Jobs created
Civil service	1482
Mines	2744
Fisheries	1200
BTP	226
Agriculture	9375
Environment	644
Telecommunications	800
Services and Commercial Activities	617
Education	250
Self employment	2500
<b>Total</b>	<b>20 138</b>

**D. Microfinance and microenterprise sector**

In the microfinance sector, consolidation efforts aimed at ensuring the viability of the sector were continued in 2011. Licensed microfinance institutions, in addition to the network of Savings and Loan Associations (CAPECs), the National Union of Livestock Savings and Loan Associations (UNCECEL), and the National Union of Agricultural Savings and Loan Associations of Mauritania (UNCACEM), numbered 25, mainly in the Nouakchott area. Two large networks, the CAPECs and UNCACEM, stand out owing to the number of members, the volume of credit extended, and their accessibility.

The volume of credit extended by these microfinance institutions in 2011 totaled UM 14 billion, an increase of 6 percent from 2010. This represents 7 percent of total net lending by the banking system. The volume of deposits recorded in 2011 declined 4.6 percent from 2010 levels, to UM 4.9 billion. This decline was due

to the reduction in the level of deposits with the UNCACEM. The CAPECs hold close to 81 percent of deposits, while the UNCACEM and other institutions hold 12.8 percent and 5.3 percent, respectively. This volume of deposits represents just 2 percent of total deposits collected by the banking system through December 31, 2011. Borrowing declined by 5.5 percent in 2011 from levels in 2010, essentially as a result of the decline in lending by the UNCACEM. Its liabilities represent 80 percent of total lending. Despite the financial difficulties of the network of CAPECs, their equity increased by more than 30 percent in 2011 from 2010 levels, mainly as a result of the increase in the capital of the UNCACEM and other microfinance institutions.

The main measures taken in 2011 in the microfinance and microenterprise sector focused on: (i) updating of the national microfinance strategy for the period 2012-2016; (ii) increasing the supervision of microfinance institutions by setting up a team of inspectors for the sector (under way); (iii) developing and approving terms of reference for the purchase of software allowing for the use of a chart of accounts specific to microfinance; (iv) finalizing the microfinance-specific chart of accounts; and (v) implementing the action plan and completing the monitoring and evaluation of lines of credit as part of the National Integrated Micro and Small Enterprise Program (PNIME).

Implementation of the capacity-building project for the microfinance sector resulted in the following achievements: (i) rehabilitation, development and equipment of the nine CAPECs in Nouakchott; (ii) capacity-building for users; (iii) preparation of a feasibility study on the mechanism for the refinancing of microfinance institutions; and (iv) start-up of activities to finance partner microfinance institutions.

The Commission on Human Rights, Humanitarian Action, and Civil Society Relations (CDHAHRSC) implemented microfinance activities in 2011 that had a positive impact on the living conditions of the most vulnerable segments of the population: (i) identification and implementation of 25 income-generating activities for 25 victims of mines; (ii) identification and implementation of 331 income-generating activities as part of the National Solidarity Program, phase 1; (iii) identification and implementation of income-generating activities as part of the National Solidarity Program, phase 2; and (iv) financing of 97 income-generating activities for 97 groups.

#### ***E. Gender equity, children and population policy***

In the area of **gender equity**, significant results were recorded owing to: (i) implementation of the National Strategy for the Institutionalization of Gender Equity (SNIG); (ii) improved access to education and training for women; and (iii) increase in the economic power of women.

Implementation of these actions has resulted in a marked improvement in the representation of women in politics, although at the same time their economic visibility remains very low. Despite Mauritania's ratification of a number of human rights conventions, including the Convention on the Elimination of All Forms of Discrimination Against Women (CEDEF), Mauritanian society remains affected by serious discrimination based on cultural traditions and attitudes. Numerous awareness raising campaigns against social "rigidities" have been conducted and have changed attitudes somewhat.

Actions targeting **children** have focused on the implementation of the National Strategy for the Protection of Children via: (i) increased access for young children to high-quality preschool education at the national level and oversight and management of the sector; and (ii) enhanced coordination and partnerships in favor of children. In this context the actions taken have made it possible to improve community action and management, while emphasizing the development and dissemination of a parent education program at the community level.

**Population policy** activities have focused on: (i) awareness-raising on population issues (gender, SR, youth, HIV/AIDS, etc.) by decision-makers and the population; (ii) introduction of initiatives to reduce maternal mortality; and (iii) development and use of social democratic data to ensure reliable programming.

#### ***F. Social protection***

The importance attached by the government to combating exclusion and poverty has resulted in significant efforts in the area of social protection. These efforts have focused on a full set of measures aimed at ensuring better protection for the population, particularly the most disadvantaged and poorest groups, against all types of social risks.

The government's action focused on the development of a national social protection strategy. Pending its implementation, three basic aspects received particular attention in 2011: (i) assistance for and management of indigence; (ii) insurance; and (iii) safety at work.

The priority measures in the area of **assistance for and management of indigence** involved: (i) implementation of the program for the economic promotion of disadvantaged groups and development and implementation of the national strategy for the promotion of the disabled; (ii) continued development of the program to combat begging; (iii) implementation of the program for conflict prevention and promotion of social cohesion; and (iv) continued implementation of the Program for the Eradication of the Vestiges of Slavery.

During the first year of implementation of the 2011-2015 PRSP, the government efforts on the **assistance for and management of indigence** aspect of social protection resulted in the following achievements: (i) creation of a data base on vulnerable groups; (ii) coverage of the medical care for ill indigent persons at the national level and 196 ill indigent persons abroad; (iii) continued implementation of the program to combat begging by providing assistance to beggars; (iv) continued implementation of the program for the economic promotion of disadvantaged groups; and (v) validation of the indigence surveys conducted in Kiffa and Zouérate.

In the area of **safety at work**, to guarantee better protection for the population, particularly the most disadvantaged groups, against social risks of all kind, the authorities' actions in 2011 resulted in: (i) the expansion of the territorial coverage of social security; (ii) securitization of payments of benefits to members of the National Social Security Fund (CNSS); and (iii) completion of a workplace campaign of tetanus vaccinations.

In the area of **social protection insurance**, the introduction of this dimension in the health system in Mauritania via the National Health Insurance Fund (CNAM) represents an important mission for the pooling of health risks and social protection against unexpected expenditures that could affect the most disadvantaged individuals and the resulting pauperization of these persons. However, geographic coverage of the services of this institution is insufficient and the waiting period for refunds does not yet satisfy the users. To remedy these two deficiencies, the implementation of PRSP III in 2011 included important actions to improve refund times from three months to four days through the use of mobile phone messages.

The following institutional improvements were seen: (i) development of the National Social Protection Strategy; (ii) development of a legal framework for social protection and national solidarity; (iii) implementation of the international conventions for individuals with specific needs; (iv) revision of the laws establishing the CNSS; (v) completion of a wide-ranging awareness campaign on social security; (vi) development and implementation of the strategy for the promotion of industrial medicine; (vii) adoption of a law aimed at expanding the health insurance system to employees of local governments, projects, and other administrative structures; and (viii) the organization by CNAM and CNSS of a regional seminar on the administrative and operational effectiveness of social protection.

### **G. Culture, youth, and sports**

In the areas of culture, youth, and sports, the PRSP III action plan is aimed at achieving the following priority objectives: (i) development of the national cultural heritage; (ii) promotion and development of a culture anchored in the society's values; (iii) making culture a factor in economic and social development; (iv) encouraging the firm establishment of democracy and civic values; (v) protection of young people from current threats such as drugs, sexually transmitted diseases (STDs), HIV/AIDS, and illegal immigration; and (vi) implementation of a policy for the mobilization and mentoring of young people through social, educational, and athletic activities.

In the realm of **culture**, the actions carried out in 2011 involved: (i) the creation of an urban renewal and building rehabilitation fund for historic towns that have been designated as World Heritage Sites; (ii) the organization of regional and provincial culture weeks and the first festival celebrating historic towns, which was held in Chinguitti; (iii) the organization of a number of festivals celebrating culture, youth, and sports in the interior of the country; (iv) the designation of T'Heydine as a tradition that is part of the cultural intangible musical heritage of humanity; (v) the rehabilitation of the Tichit mosque and of the cultural, youth, and sports infrastructure facilities in the nine moughataas [districts] of Nouakchott; and (vi) the creation of the Mauritanian Institute of Music.

With regard to **youth**, the actions involved: (i) the rehabilitation of the Olympic Complex Office, the National Center for the Training of Professional Staff for Youth and Sports, and the new youth center and cultural center; (ii) the completion of the youth center in Néma, and the opening of the youth center in Tidjikja; (iii) the establishment of 13 regional youth network offices; and (iv) the adoption of a national policy on youth, leisure, and sports.

In the area of **sports**, the activities undertaken included: (i) the beginning of construction work on three 1,000-seat stadiums (in Zouerate, Kiffa, and Néma) and three youth centers (in Akjoujt, Nouadhibou, and Arafat District 18); and (ii) completion of the designs for construction of a fitness course across from the beach at Nouakchott and for the construction of a 5,000-seat stadium in Nouadhibou.

#### **H. Universal access to basic services**

One of the priorities of the Mauritanian Government in the area of poverty reduction up to 2015 is to provide universal access to basic services. In this context, action by government authorities has made the following possible: (i) establishment of the Safe Drinking Water Distribution System (AEP) in 15 of the 23 localities initially identified under the program; (ii) the entry into service of the Echram – El Ghayré network; (iii) the entry into service of electrical power grids serving Adel Begrou and Techtaya, and the connection of the localities of Boutalhaya and Rebinet Ehl Cheikh El Hassen to the Belgherbane electric power station, as well as the Rkiz wellfield located at Ntleilat; (iv) the completion of 30 multifunctional platforms; (v) the implementation of a water control project serving 100,000 residents in 9 wilayas; (vi) the start-up of the Energy Facility program with the EU for the construction of electric power grids; (vii) the launching of the Aftout electrification project (a 2.5 megawatt solar power plant and a 200 km grid that will allow for the connection of 30 localities); and (viii) the performance of a study for a national fiber optic project.

### **III.4 Institutional capacity building and governance**

#### **A. Political and democratic governance**

Significant progress was made in 2011, in particular with regard to the strengthening of democracy, the consolidation of national unity, and the promotion of human rights.

In terms of the **strengthening of democracy**, the actions that were carried out were focused on: (i) the promotion of a democratic culture and an ongoing dialogue among the various actors on the political stage; (ii) the strengthening of local democracy through support for elected officials and municipal councils; (iii) the creation of a durable framework for dialogue among civil society, municipal councils, and local stakeholders to help bring the various points of view closer together and to focus efforts on development.

In the area of **human rights**, the focus was primarily on: (i) completing the process of the return and reintegration of repatriated persons and the definitive resolution of disputes related to humanitarian issues; (ii) the drafting of Mauritania's initial report on the implementation of the International Covenant on Civil and Political Rights; (iii) the drafting of an initial report on the implementation of the Convention against Torture and Other Cruel, Inhuman, or Degrading Treatment or Punishment; and (iv) the signing of the Optional Protocol to the Convention against Torture and the International Convention for the Protection of All Persons from Enforced Disappearance.

In the area of the **consolidation of national unity**, the actions carried out in 2011 involved the integration of repatriated persons and prevention of potential risks of conflict. Reception, integration, and support activities for repatriated persons included: (i) the development of 369 hectares of land and support for its conversion to agricultural use by the National Agency to Support the Integration of Refugees (ANAIR); (ii) support in the form of agricultural inputs and the allocation of 204 hectares of irrigated land; (iii) an increase in personal income; and (iv) sustainable integration of repatriated persons through the creation of community stores and support for income-generating activities.

The prevention of potential risks of conflict was backed up by the implementation of a conflict prevention program that is aimed at the development of policies for the equitable sharing of resources and capacity building among the stakeholders through the promotion of social cohesion and citizenship.

#### **B. The justice system and the judiciary**

With respect to the **justice system**, the measures carried out in 2011 involved: (i) legal reform; (ii) the improvement of human resources through recruitment and training (judges, court clerks, and court officers); (iii) the improvement of working conditions as well as the living conditions of prison inmates. Legal reform



was focused on the following actions: (i) the updating of legal texts and thematic studies; (ii) the drafting of an order on judicial protection for children to introduce provisions regarding child witnesses and child victims, and the adoption of all of its implementing regulations; (iii) the drafting of a code pertaining to children; and (iv) the establishment of a legal data base.

Within the context of the updating of legal texts, the following major initiatives were undertaken: (i) a study to assess the implementation of the Personal Status Code (CSP) during the 10 years that it has been in force, as well as legal assistance provided to victims whose rights have been violated; and (ii) a national survey of violence against girls between 0 and 5 years of age.

Access to the law and to the justice system has been strengthened through: (i) the development of a communication strategy; (ii) an increase in the number of notaries and bailiffs and introduction of the office of *mouslih* [arbitrator].

Capacity building in the area of human resources has been improved through: (i) the opening of the National School of Administration, Magistracy, and Journalism (ENAJM) (the training of 50 judges and 76 court clerks and court officers); and (ii) the development and implementation of a continuing education plan for prison staff.

In addition to an improvement in the hygiene conditions for prison inmates, initiatives undertaken in terms of infrastructure have resulted in an improvement in working conditions in the justice system. These include, in particular: (i) the construction of the main building of the Supreme Court and courthouses in Nouadhibou and Kiffa; (ii) the launching of projects to renovate courthouses in Nouakchott, Rosso, Atar, Aleg, and Néma; and (iii) the completion of construction of the prison in Aleg.

### C. Economic governance

In 2011, the government's efforts in the area of **efficient and transparent management of public resources** made the following possible: (i) completion of the master plan for reform of the public finance management system and its medium-term operational plan; (ii) the culmination of Mauritania's membership in the Extractive Industries Transparency Initiative (EITI) through the achievement of full compliance status; (iii) a significant improvement in fiscal control and tax collection; (iv) the completion of the census of approximately 20,000 potential taxpayers in Nouakchott; (v) the adoption of a new public procurement code and its implementing decrees; (vi) acceleration of the implementation of civil service reform; (vii) the initiation of audits of certain public enterprises; and (viii) the pursuit of a policy aimed at more efficient use of resources and combating mismanagement through the adoption of the National Anti-Corruption Strategy.

With regard to the **planning and programming of resources**, action by the government in 2011 led to: (i) the adoption of a functional nomenclature for the classification of public spending and the breakdown of all of the grant expenditures included under the "common expenditures" heading within the framework of the 2012 budget law; (ii) the drafting of a global Medium-Term Expenditure Framework (MTEF) for the period 2012–2014, aligned with the PRSP and the Public Investment Program (PIP); (iii) the updating of the PIP within the context of the drafting of the global MTEF for 2012–2014; (iv) the elaboration of a financial programming model that will make it possible to perform macroeconomic projections and simulations; and (v) the acquisition of official development assistance management software called Development Assistance Database (DAD) Mauritania.

In terms of **statistical information**, the first year of the implementation of PRSP III resulted in: (i) the drafting of a plan for the recasting of the Heavily Indebted Poor Countries Initiative (HIPC); (ii) validation of the series of accounts for 1996–2008; (iii) the launching of the preparation of provisional accounts for 2009, and then for 2010 and 2011; (iv) the validation of the provisional results of the Multiple Indicator Cluster Survey (MICS); and (v) the performance of mapping within the framework of the preparation of the General Population and Housing Census.

### D. Public oversight of government actions

The process of monitoring the implementation of the PRSP and the preparation of the present report has allowed for the involvement of **civil society**, which is in a position to play a key role as a countervailing power capable of influencing actions and decisions being taken with regard to the definition, implementation, and monitoring of development policies.

Within this context, and in addition to the role being played successfully by civil society within various consultation frameworks concerning the preparation of the report on the review of the first year of the



implementation of the PRSP III, the Government, with a view to ensuring that civil society has the capacities to exercise this countervailing power, has undertaken the following key actions: (i) the elaboration of a plan for the compilation of official texts pertaining to civil society; (ii) the organization of an international forum on the mechanisms for participation by civil society in development policies in Mauritania, which was attended by delegations from Morocco, Algeria, Senegal, and Niger; and (iii) the financing, through the Nongovernmental Organization Support Fund (FAPONG) program, of micro-projects being carried out by NGOs selected through a request for proposal process (daycare centers and kindergartens, medical coverage for students, the creation of income-generating activities, support for community services in the moughataas of El Mina, Riad, and the ongoing funding of kindergartens in Dar Naim).

#### **E. Communication**

With regard to communication, the year 2011 saw the liberalization of the audio-visual sector, with the adoption, in particular, of Law No. 2011-045 on audio-visual communication and the granting of seven operating licenses (for five private commercial radio stations and two private commercial television stations). This process of liberalization of the media also saw the establishment of a national FM relay network providing coverage for rural communities, as well as the creation of a Koran radio station and the launching of nine new radio stations serving the wilayas.

#### **F. Public sector capacity building**

The Mauritanian authorities are assigning priority to public sector capacity building because of the structural weaknesses that continue to exist in public administration.

In 2011, the objectives were: (i) improvement of the quality of public services and enhancement of the relationship with users; and (ii) development of human resources.

The following actions were undertaken with the aim of improving the quality of public services and the relationship with users: (i) elaboration of a priority plan for the updating and maintenance of administrative facilities; (ii) simplification of administrative procedures and paperwork; (iii) establishment of mechanisms for communication between administrative entities and their users; (iv) reorganization and digitization of administrative records; (v) institutionalization of the obligation to meet the demands of users and to provide explanations for administrative actions; (vi) implementation of a public sector capacity building project; and (vii) implementation of a modernization program.

Within the realm of human resources development, the following actions were carried out: (i) the application of legal provisions pertaining to the harmonization and simplification of the salary system for government employees through the adoption of specific regulations and actions to address the situation of non-permanent personnel; (ii) the introduction of a code of conduct; (iii) the drafting of a manual on human resources management procedures and an informational guide regarding rules and ethics for government employees; (iv) the introduction of a system for the planning of jobs and staffing; (v) the elaboration and implementation of continuing education plans for government employees; (vi) the definition and establishment of a performance evaluation system for government employees and public administration services; and (vii) the training of public administration personnel in several areas, including decentralization, local development, administration, and the development of identification systems.

### **III.5 Participatory approach**

The process of drafting the Post Implementation Review Report for the first year of PRSP III was carried out on the basis of a participatory approach that involved all of the stakeholders, namely: government bodies, elected officials, the private sector, civil society organizations, decentralized structures and decentralized government bodies, regional and local development entities, and development partners. The primary objective of this process was to encourage ownership of the process and to place all of the parties involved in development on the same footing in terms of the understanding and ownership of this planning tool. This participatory approach made it possible to achieve a consensus on: (i) the Post Implementation Review for 2011, the first year of PRSP III; (ii) the main strengths, weaknesses, opportunities, and threats associated with implementation; and (iii) the development policies, strategies, and programs that will be implemented during the next four years within the framework of PRSP III.

The process of drafting the Post Implementation Review Report for the first year of PRSP III began on February 23, 2012, at a consultative workshop that brought together all of the chairpersons of the Sectoral Technical Committees (**STCs**). These STCs, which are technical structures involved in the PRSP review

mechanism, established in accordance with Decree No. 103-2007 of April 12, 2007, concerning the reorganization of the institutional mechanism for the formulation, implementation, review, and evaluation of the PRSP, are decision-support bodies established within every ministerial department and they serve as the sectoral focal point for monitoring the poverty reduction program, in particular with regard to updating, monitoring, and evaluation of the PRSP, as well as the achievement of the Millennium Development Goals (MDGs).

At the end of a series of meetings, the STCs discussed, finalized, and approved a report covering: (i) the review of the sectors for the year 2011; (ii) the main strengths, weaknesses, opportunities, and risks; and (iii) the possible revision of the sectoral goals for the period 2012–2015.

The STC reports, were consolidated in line with the strategic pillars of the PRSP by the Department for the Monitoring and Evaluation of the PRSP, which serves as the Secretariat of Technical Committee on Poverty Reduction (CTLP), and were forwarded to the thematic technical groups (GTTs), which began their work on July 1, 2012. These groups, which are comprised of representatives from various sectors (government, elected officials, civil society, the private sector, development partners) have served as places for reflection and the sharing of ideas on cross-cutting issues involved in the poverty reduction strategy.

Following a series of meetings, the thematic technical groups finalized and approved a report covering: (i) the thematic report for the year 2011; (ii) the main strengths, weaknesses, opportunities, and threats; and (iii) the possible revision of thematic objectives for the period 2012–2015 with special emphasis on the cross-cutting issues. The last report, approved on September 11, 2012, was that of GTT 5 “Monitoring and Evaluation.” The approved reports were forwarded to the Technical Committee on Poverty Reduction, which reviewed the reports, made improvements in the content of the reports and in the quality of the analysis contained therein, with a view to resubmission to the other consultative bodies, namely the Consultative Committee on Poverty Reduction and the Donors’ Committee.

The results of the work by these consultative committees were presented to the Interministerial Poverty Reduction Committee (CILP), which met on Tuesday November 13, 2012 under the Chairmanship of the Prime Minister. The CILP endorsed the document, which was submitted to the national consultative assemblies for final approval.

The broad consultations within the framework of the **national conferences**, which were held on December 22 and 23, 2012, at Kiffa, brought together representatives of government bodies, elected officials, the private sector and civil society, regional and local development committees, and representatives of technical and financial partners, and resulted in the formulation of significant recommendations, the consideration of which will enhance this report (see Box).

## Box 2: Key Recommendations of the National Consultative Assemblies

The key **recommendations** put forward by participants in the National Consultative Assemblies held in Kiffa on December 22 and 23, 2012 are presented below, organized according to the core strategies and areas covered by PRSP III:

### **Core Strategy I. Acceleration of Economic Growth and Stabilization of the Macroeconomic Framework:**

**To deepen the structural reforms and promote private investment**, it is recommended that (i) the one-stop shop be transformed into a unit that can make decisions on investment; (ii) the procedures for setting up a business be simplified; (iii) the committee for government-private sector dialogue begin to function; (iv) access of SMEs/SMLs to financing be facilitated; (v) the legal protections for private investments be improved; (vi) the mediation and arbitration center become operational; and (vii) the costs of the factors of production (electricity, water, and financial capital) be reduced.

**Development of infrastructure in support of growth:** the recommendations for the **development of the transport sector** focused on (i) reforms to reorganize and restructure the passenger and freight transportation sector; (ii) awareness campaigns targeting carriers to reduce road accidents; (iii) application of the reciprocity rule on the transportation of passengers and freight between Mauritania and neighboring countries; and (iv) formalization of activities in the transport sector.

### **Optimal exploitation of the sources of growth:**

**For the handicrafts sector**, it is recommended that (i) a handicrafts village be constructed.

**For Agriculture and Livestock**, the participants recommended (i) establishing an appropriate financing mechanism for

agriculture; (ii) establishing slaughterhouses to promote the export of surplus red meat; (iii) conducting a livestock inventory; (iv) making the livestock subsector a sector that creates value added and thus contributes to sustainable development in Mauritania; (v) increasing investment, particularly for rural land-use planning and the diversification of agricultural production; and (vi) increasing livestock productivity.

### **Core Strategy II. Anchoring Growth in the Economic Sphere of the Poor:**

**Rural development:** (i) enhance training by emphasizing agricultural extension and visits to farmers; (ii) find appropriate solutions for rescheduling the debt of participants in the productive sector; and (iii) better target poor areas and/or areas at risk so as to reduce vulnerability shocks.

**National food security policy:** here the recommendations focused on (i) promoting the local production of milk and meat; (ii) increasing the capacity to produce and manage data on food insecurity; (iii) establishing mechanisms to ensure food self-sufficiency; (iv) establishing a mechanism for tracking implementation of the National Food Security Strategy; and (v) increasing food security stocks.

**Urban development:** it was recommended that (i) public housing be increased and sanitation be improved in urban and rural areas; (ii) the program for the organization and management of the settlement of nomads be continued to optimize the programming of infrastructure and equipment, as was done in Thermessa and Bourrat; and (iii) projects to bring electricity to major urban centers and shantytowns be emphasized.

**Microfinance and microenterprise:** the recommendations made by the participants in the consultative assemblies focused on (i) adoption of a special, appropriate tax treatment for MFIs; and (ii) creation of an agriculture loan that meets the needs of cooperatives and is adapted to all kinds of agricultural activities.

**Economic enhancement of Mauritania's natural capital:** the participants in the consultative assemblies recommended (i) requiring operators in the mining sector to contribute to the promotion of sustainable development; (ii) implementing the environment sector institutional review (RISE) by providing capacity-building for 13 environmental delegations; (iii) training and assigning new graduates or forestry officials to the protection of nature; (iv) guiding and re-energizing associations for the local management of natural resources; (v) creating mobile fire brigades and equipping them to fight brush fires and other natural catastrophes in wilayas with agricultural and pasture lands and forests; (vi) making use of bird counting results and advancing to classification procedures in two zones, by wilaya, in accordance with the RAMSAR convention and conventions on biodiversity and desertification; (vii) including the establishment of manual fire breaks in the activities of the national program for the protection of plant cover; (viii) improving national expertise to make Environmental Impact Studies (EIS) more effective and operational; (ix) developing and distributing environmental control tools; (x) building on experience gained (biogas, improved household stoves, etc.) and ensuring that the population benefits; (xi) working to ensure that the people take ownership of their environment; and (xii) placing emphasis on other wetland areas.

### **Core Strategy III. Development of human resources and expansion of basic services:**

**Education:** it is recommended that (i) specific standards applicable to the mahadras be defined and implemented; (ii) ongoing training be provided for literacy instructors; (iii) technical colleges opened in the regions be brought up to standard; and (iv) education professionals be involved in opening institutions, such as high schools.

**Health and nutrition:** the recommendations included (i) upgrading the capacities of human resources in the sector; (ii) establishing mechanisms to accelerate achievement of the MDGs for health; and (iii) promoting the efforts of civil society in the health sector.

**Gender equity:** the recommendations included (i) making a particular effort at the preschool level by encouraging the construction and equipment of community day cares and nursery schools.

**In the area of employment,** the main recommendation concerned encouraging coordination between the social partners (government, employers, unions).

**For technical and vocational training,** the recommendations focused on (i) promoting technical and vocational training in the livestock sector; and (ii) emphasizing the training of specialized managers for the subsector.

**In the area of water and sanitation,** the participants emphasized (i) water cleanliness (from the source to the consumer); and (ii) adoption of a strategy and action plan for the development of public infrastructure in Nouakchott, particular sanitation infrastructure.

**Universal access to basic services:** it is recommended that the access of the poor to water and electricity be improved.

### **Core Strategy IV. Improvement of governance and capacity-building:**

**Political and democratic governance:** the recommendations focused on the need to (i) step up the fight against the vestiges of slavery; (ii) pay particular attention to the national languages; (iii) set up offices for elected officials in their electoral districts; (iv) require a certain level of instruction for candidates for elected positions; (v) promote dialogue as a means of achieving social peace, stability and security; (vi) implement property laws and decrees to prevent disputes; (vii) introduce accompanying measures for the implementation of the parliamentary reform; and (viii) continue the reform of the civil status and normalize the status of foreigners.

**Economic governance:** it is recommended that (i) implementing regulations be adopted for the national anti-corruption strategy; and (ii) economic governance be enhanced in favor of employment to combat poverty.

**Local and territorial governance:** the recommendations included (i) increasing the participation of local stakeholders

through specific appropriate mechanisms; (ii) involving local NGOs and CSOs in local projects; (iii) improve administrative divisions; (iv) update the communal code to adapt it to needs and the context; (v) improve communal divisions; (vi) introduce administrative regionalization; (vii) increase the allocations for the communes; (viii) promote regional balance in development; and (ix) improve the decentralization of the government's technical services to guide the implementation of poverty reduction projects.

**Environmental governance:** it is recommended that greater importance be given to environmental governance.

**To strengthen citizen oversight over public actions,** the following recommendations were made: (i) prepare and disseminate a compilation of the laws and regulations governing civil society; (ii) promote civic education for citizens; (iii) restructure civil society and its operations; (iv) depoliticize civil society organizations (CSOs); (v) organize the operation of international NGOs and their installation in Mauritania; and (vi) make the actions of civil society more professional.

**Strengthening of national public capacities (improvement of administrative governance):** recommendations included (i) developing and implementing a vast capacity-building program for all those involved in all areas of development (government, private sector, civil society, etc.); (ii) preparing the next generation of government workers; (iii) updating and applying the ethical code for civil servants; (iv) ensuring pay-outs to civil servants and establishing the required mechanisms; (v) adopting incentives to combat the brain drain; (vi) combating the boredom of routine administrative tasks by providing continuing education; (vii) documenting legal solutions and settlements reached in cases; (viii) continuing to improve the working conditions of government workers; (viii) increasing the government's oversight and regulatory capacities; and (ix) emphasizing accountability.

**Communication:** it is recommended that (i) an ethical code for the press in general, and the electronic press in particular, be developed and applied; and (ii) conventions ratified by Mauritania be published in the official gazette.

**Core Strategy V. Improved oversight, coordination and monitoring-evaluation of the PRSP:**

**In the area of monitoring and evaluation,** the recommendations include: (i) improving the national statistics system; (ii) systematizing and increasing the use of sectoral surveys; (iii) clarifying the roles of the various regional bodies in local development (RDCs); (iv) making the regional development committees (RDCs) operational; (v) improving the performance indicators of the PRSP monitoring-evaluation system; (vi) respecting deadlines and dates included in the PRSP monitoring system; (vii) mobilizing the necessary financial resources for making the regional poverty reduction programs (PRLPs) operational; and (viii) introducing mechanisms to track risks related to climate change.

### III.6 Monitoring and evaluation

For the year 2011, the PRSP monitoring and evaluation system provided for the development of a quarterly scorecard for the monitoring of seven spending sectors; the preparation of the annual report on the implementation of the PRSP; and the development, approval, and dissemination of a plan for operationalization of PRSP III monitoring.

The PRSP *institutional steering mechanism* that was initially put into place rapidly revealed its limitations with the slowdown in the momentum of the thematic groups, the lack of connection between PRSP monitoring and the operational monitoring activities within the ministries, and the informal and irregular nature of the technical work and consultations related to the PRSP. It was only during the preparation of the third PRSP action plan that the Government began to look at the monitoring and evaluation system with a view to having a more formal and more effective mechanism, both in terms of its products and in terms of its participatory dimension. As a tangible result of this effort, the Council of Ministers created at its meeting on March 24, 2011, a special department to serve as the PRSP Secretariat. In 2012, a decree reorganizing the Ministry of Economic Affairs and Development (No. 082-2012 of May 21, 2012) assigned technical responsibility for the coordination of PRSP monitoring on the basis of this mechanism to a dedicated Department for PRSP Monitoring and Evaluation. The creation of this structure meets the need for a permanent entity responsible for the day-to-day coordination of all of the technical activities involved in the implementation, monitoring, and evaluation of the PRSP.

In order to provide for consistent monitoring of the PRSP III, the various entities involved in monitoring the implementation of the PRSP have agreed on an *information system* for the monitoring and evaluation of the strategy. This information system for PRSP monitoring and evaluation is based on a set of **74 indicators** and organized around three components, called subsystems, which complement one another and are fully integrated. They are: (i) the subsystem for the Monitoring of Household Living Conditions; (ii) the subsystem for Program and Project Monitoring; and (iii) the Impact Assessment subsystem.

#### **Subsystem for the Monitoring of Household Living Conditions**

The purpose of this subsystem is provide for the systematic production and management of indicators that contain information about household living conditions. These are for the most part global impact indicators based on the monetary approach to poverty and the living conditions approach. The subsystem is comprised of **six indicators**. These indicators are regularly updated on the basis of statistical surveys. It is under the administrative responsibility of the National Statistical Office (ONS).

### ***Subsystem for Program and Project Monitoring***

The purpose of this subsystem is to monitor, through input and output indicators, the financial and physical execution of poverty reduction programs and projects. The monitoring of inputs is performed through the tracking of financial resources allocated for programs and projects. The monitoring of outputs resulting from the implementation of program and project activities is carried out through the tracking of services delivered within the framework of poverty reduction measures (such as the construction of schools, health centers, water control infrastructure facilities, roads, etc.). This monitoring allows for an assessment of progress in the implementation of programs and projects intended to reduce poverty. It is supported by a set of **44 indicators**. The data required for this purpose are derived for the most part from administrative records of structures, programs, and projects, as well as internal statistics of line ministries. This subsystem is managed through technical coordination between the line ministry and the Ministry of Finance.

### ***Impact Assessment Subsystem***

Impact assessment allows for the identification of changes that occur in the well-being of individuals belonging to a specific population and that can be attributed to a given program or policy. This involves studies pertaining to a specific project, program, or policy, and/or a well-defined population. The results of such assessments serve to direct decisions regarding the extension, modification, or elimination of a given policy, program, or project, and they also assist in the ranking of government activities by order of priority. This is a decision-support tool that has the advantage of increasing the visibility of programs for the population as a whole (**24 indicators**). This subsystem is under the technical coordination of the Department for Economic Policy and Development Strategies within the Ministry of Economic Affairs and Development (DG PESD/MAED).

An ongoing dialogue was initiated in 2011 with the sectoral departments, in particular at the time of interim assessments, and this has allowed for the coordinated updating of information regarding changes in indicators, and in particular those pertaining to the ***Program and Project Monitoring subsystem***.

With the aim of providing for the proper utilization and understanding of each indicator by the producers and users throughout the entire process of monitoring the implementation of the PRSP in 2011, trends in the indicator matrix were tracked through information from a data sheet, which contained the following information at a minimum: (i) basic information (name, stated objectives, ...); (ii) method of production and quality of the indicator (mode of collection, calculation method, frequency, level of disaggregation, ...); (iii) responsible parties; (iv) interpretation techniques; (v) statistical series that are potentially available; and (vi) comments and miscellaneous information.

The following activities were carried out in 2011 with regard to the ***reporting*** tools: (i) the preparation of quarterly scorecards for the seven spending sectors (the Ministry of Rural Development (MDR); the Ministry of Water Works and Sanitation (MHA); the Ministry of Equipment and Transport (MET); the Ministry of Petroleum, Energy, and Mines (MPEMi); the Ministry of Health (MS); the Ministry of State for National Education (MEEN); and the Ministry of Housing, Urban Development, and Land-Use Management (MHUAT); (ii) the drafting of an executive summary for the second quarter. Based on a more in-depth analysis, the executive summary is aimed at drawing lessons from the results for the first half of the current year with a view to the coming budget conferences to provide for program budgeting for the fiscal year; (iii) the launching of the preparation of data sheets based on the PRSP indicators; and (iv) the drafting of a Medium-Term Expenditure Framework for 2012–2014, jointly with the Ministry of Finance within the context of the preparation of the 2012 budget law.

With the aim of ensuring that monitoring has every chance of success and enabling the various stakeholders to take ownership, the Government has started, within the framework of a participatory approach, to enhance monitoring on a regular basis by drawing on the contributions of all of the development stakeholders, through the introduction of a consultative process that involves governments bodies, elected officials, civil society, the private sector, and development partners. The present Post Implementation Review Report on the PRSP III in 2011 is the result of this effort.

### **Operationalization of PRSP III implementation monitoring**



This **operationalization** was carried out in form of the elaboration, validation, and dissemination of a road map called “the plan for operationalization of PRSP III monitoring,” which was based, in particular, on: (i) the elaboration and implementation of a priority action plan; (ii) the introduction and operationalization of the institutional mechanism for PRSP III implementation monitoring; and (iii) capacity building among the principal stakeholders responsible for activating the institutional mechanism.

The operationalization plan encompassed the following priority actions: (i) the performance of an information and public awareness phase for the PRSP III through: the posting of the document online and its distribution via the Data Center mailing list, the distribution of a circular to all of the departments on the implementation of the PRSP III, the duplication and distribution of the document in Arabic and in French, and the organization of a public awareness day for the benefit of key government bodies; (ii) capacity building of the PRSP Monitoring and Evaluation Department; (iii) operationalization of the PRSP monitoring and evaluation mechanism through: the revision of orders establishing and concerning the composition and organization of certain sectoral technical committees; the conception, production, and distribution of indicator data sheets; the finalization and validation of reporting tools (the production of quarterly scorecards, the production of a quarterly executive summary); (iv) the alignment of multi-year programming documents through the elaboration of the 2012–2014 MTEF in accordance with the PRSP III; and (v) **the regionalization of the PRSP** through the elaboration and updating of Regional Poverty Reduction Programs (RPRPs) of certain wilayas.



### III.7 Lessons learned from implementation of the PRSP III in 2011

An analysis of the review of the first year of the implementation of the 2011–2015 PRSP III allows one to conclude that Mauritania has clearly made progress, but still faces significant challenges on the path of economic and social development.

In terms of governance, the following actions were carried out in 2011: (i) the initiation of an inclusive dialogue between the presidential majority and opposition political parties contributed to an easing of political tensions and the creation of a peaceful political climate, one that is favorable to increased investment and the promotion of growth. This dialogue also allowed for a strengthening of democracy through the criminalization of anti-constitutional changes and coups d'état, the consolidation of national unity through the recognition of cultural diversity, equal opportunity for both genders in access to jobs and elected office, the strengthening of the rule of law and the independence of the justice system, the criminalization of slavery and torture, which are classified as crimes against humanity, and the establishment of a permanent independent National Electoral Commission, as well as confirmation of the independence of the National Commission on Human Rights, which has become a Constitutional Consultative Body; (ii) the guarantee of fundamental individual and collective freedoms, including the freedom of expression and the freedom of peaceful assembly, which have been exercised on an almost daily basis; (iii) the liberalization of the audio-visual landscape through the granting of licenses to two private commercial television stations and five private commercial radio stations newly authorized within the country, marking the end of the government monopoly on news, which had been in effect since the country gained independence, and representing an important step in the country's democratic evolution. In addition, a major effort to promote human rights was launched through the completion of the organized repatriation of refugees and the granting of full rights to the refugees.

Finally, significant progress was also achieved in the following areas: (i) measures were undertaken to align sectoral policies and strategies with the strategic pillars and objectives of the PRSP; (ii) the global MTEF for 2012–2014 was elaborated as a programming tool that will allow for a connection to be established between the PRSP and the budget; (iii) efforts were undertaken to provide for the alignment of Public Development Assistance with national policies and priorities in accordance with the Paris Declaration; (iv) a participatory and iterative approach was taken to the process of drafting the PRSP III Post Implementation Review Report for the first year, based on sub-annual monitoring that allowed for the production of quarterly scorecards, a quarterly executive summary, and PRSP III indicator data sheets.

In spite of this strong performance, the implementation of the PRSP III in 2011 was not free of problems and constraints that constitute obstacles to the achievement of the assigned objectives, such as: (i) **the lack of ownership of the PRSP** on the part of a number of stakeholders, in spite of efforts backed by information and consultations undertaken by the Ministry of Economic Affairs and Development (MAED); (ii) **the weakness in human resource capacities** is one of the main constraints in the area of programming and in the implementation and monitoring of development policies and programs; and (iii) **a lack of financing sources** for certain development programs and projects.

In addition to the various weaknesses and constraints mentioned above, there are also constraints of an external nature. These include, in particular: (i) **the economy's vulnerability to exogenous shocks**, in particular the severe rainfall shortage and the threat of an acute food crisis; (ii) **the significant drop in petroleum production**, which has resulted in a major adjustment in the country's macroeconomic outlook, a reduction in the public investment program, and recourse to a larger amount of foreign aid; and (iii) **the global economic downturn**, which has had negative repercussions for the major exporting sectors with a drop in external demand and in prices for major export goods (iron ore, copper, fish products).

Nevertheless, **the development challenges** remain considerable. Mauritania is still ranked among the least developed countries, with a gross domestic product per capita of **US\$1,246** in 2011. The economy, which is not very diversified, is strongly influenced by external shocks. Work toward the achievement of the Millennium Development Goals has been proceeding at a slower pace for several years now. The 2010 report shows that the major gaps are in the health sector, the environment, employment, and gender, although some progress has been made.

Various components of the economic infrastructure are underdeveloped, and this represents an obstacle to the development of the private sector and is a major constraint impeding economic growth. The weakness of infrastructure services (transportation, water and sanitation, telecommunications, electricity, and so on) means higher production costs, which in turn limit the competitiveness of the economy. For example, the domestic road network is still primitive and does not provide for a connection between areas of production and areas of consumption. The generation of electricity falls short of demand, which means higher prices,

which in turn limit access to electrical power. The urban electrification rate is below 50 percent, while the rural and semi-urban electrification rates are equal to 3 percent and 5 percent, respectively. With regard to water and sanitation, the proportion of the population with access to a source of safe drinking water was estimated at 58.3 percent in 2008, compared to a coverage rate of just 20.7 percent.

In spite of the government's efforts to promote national unity, in particular through programs for the reintegration of repatriated persons and the eradication of the legacy of slavery, reforms in the area of democratic and economic governance are still essential. Thus, democratic institutions need to be strengthened, the anti-corruption campaign needs to be continued, and employment and poverty reduction policies need to be supported in order to reduce the risks of a weakening of social cohesion. In addition, the climate of insecurity that reigns in the subregion is another source of serious concern that requires quick-impact projects to create jobs for young people.

The improvement of governance will continue to be a significant challenge to be met by the government through institutional capacity building within the administration with the aim of ensuring that it is capable of performing its mission of guiding the reforms and the implementation of macroeconomic and sectoral strategies.

The challenges of environmental protection and coping with climate change will continue to be a focus of concern on the part of the public authorities. Indeed, global warming has given rise to degradation of the country's natural resources, which is aggravated by the unsuitable methods being used in the exploitation of these resources; all of this leads to a serious imbalance between man and his environment and to the impoverishment of rural populations. Apart from the problems of desertification and deforestation, whose impact weighs heavily on the environmental balance and on the population's living conditions, the country could be threatened by new risks linked to the petroleum and mining industries.

## IV. Outlook for 2012–2015

### ***PILLAR I: Acceleration of growth and stabilization of the macroeconomic framework***

Within the framework of the PRSP III, the Government set for itself medium-term objectives to consolidate macroeconomic stability and promote the creation of wealth with the aim of achieving growth rates capable of contributing to poverty reduction and the improvement of living conditions for the population.

In order to achieve these objectives, the strategy being pursued by the Government is based on the improvement of the macroeconomic framework, the deepening of structural reforms, the development of infrastructure to support growth, and the optimal exploitation of natural resources.

#### **Stable and sound macroeconomic framework**

##### ***Macroeconomic objectives for 2012–2015***

The macroeconomic policies and structural reforms planned for 2012–2015 will make it possible: (i) to achieve an average annual GDP growth rate of 6 percent; (ii) to keep inflation in check so that it is equal to 5.7 percent at the end of the period; (iii) to reduce the budget deficit, including grants, to an average of 2.5 percent of non-oil GDP for the period; and (iv) to hold foreign exchange reserves equivalent to almost 4.4 months of imports by 2015.

The main actions that are planned to achieve these objectives are: (i) the development of mining activities, and in particular the effective operation of the Guelb II project, which should bring production of the National Mining Industry Corporation (SNIM) up to approximately 14 million metric tons by 2015; (ii) the development of activities in the construction and public works sector; (iii) the relaunching of industrial units; (iv) the expected development of transportation and telecommunications services, in particular through the fiber optic project, as well as the development of business, hotel services, and banking services; (v) the implementation of sectoral investment programs focused on the improvement of living conditions for rural populations; and (vi) a rebound in agricultural production following favorable rainfall conditions.

##### ***External sector***

Mauritania's foreign trade will be characterized over the medium term by two situations: (i) a deterioration in the balance of trade between 2012 and 2013 (an average deficit of US\$114 million) due primarily to the EMEL [Hope] 2012 project and to the new Nouakchott international airport project; and (ii) an average trade surplus projected in the amount of US\$165.3 million for 2014–2015 on the expectation of a modest recovery in global demand. The increase in the average value of exports during this period (0.4 percent) should compensate somewhat for imports, albeit by a small amount, with imports expected to fall by 6.2 percent as a result of a decline related to the extractive industries.

There will be an improvement in current account deficit to 12.7 percent of GDP for the 2013–2015 period, compared to 19.5 percent of GDP in 2012. Nevertheless, this deficit will be entirely offset by official long-term borrowing in the amount of US\$262 million and direct investments on the order of US\$475 million per year throughout the entire period. The overall balance will thus register an average annual surplus of US\$247 million for the period.

##### ***Basis of fiscal policy***

Fiscal policy will be marked by: (i) efforts to improve revenue collection, with government revenues (not including grants and oil) reaching an average of UM 366 billion in 2012–2015 (tax receipts account for 70 percent of this figure), which represents a growth rate of 13 percent per year; (ii) an increase in public spending of close to 11 percent per year, reaching UM 432 billion. The growth in spending will be moderate starting in 2013, however, due to a gradual decline in the expenditures on subsidies and transfers, which will fall from UM 102 billion in 2012 to around UM 70 billion in 2015. Thus, the underlying budget balance, with a deficit equal to 0.9 percent of non-oil GDP in 2012, should see a gradual improvement and reach a surplus of 1.2 percent of non-oil GDP in 2015; (iii) the introduction of a master plan for public finance reform covering all of the reforms related to the preparation, execution, control, and transparency of the budget; (iv) the pursuit of efforts aimed at a broadening of the tax base and improving tax collection; and (v) the introduction of a unique identification code that is to take effect this year, accompanied by continued implementation of the plan to collect tax arrears.

##### ***Furthering structural reforms***

The implementation of reforms and the adoption of measures to support small and medium-sized businesses and industries, and reforms related to the tax regime in order to support private sector activities, will continue to be the principal concerns of public authorities throughout the 2012–2015 period.

### ***Private sector development***

Development of the private sector will continue through the improvement of the investment climate. In this connection, a new investment code, which has already been drafted, is to be presented soon to the Council of Ministers for approval. All of the administrative procedures involving the creation of enterprises or investment will be simplified and reorganized within the framework of a one-stop shop concept as provided for under the new code. The Government is also committed to implementing a national strategy for the development of skills tailored to the needs of the sector. In addition, activities directed at the development of this sector will be undertaken within the context of the implementation of the project to improve the economic climate and the creation of a study fund aimed at the promotion of investments.

### ***Reform of incentive systems***

The planned reforms of incentive systems involve the pursuit of customs reform through: (i) the modernization of the computer system, its integration and widespread application, as well as the adoption and implementation of a new Customs Code; (ii) the establishment of high standards for customs officials; (iii) the creation of deferred customs inspection sites at the local level; (iv) the creation of a risk management unit; (v) the connection of deferred inspection sites, ex-post inspection units, risk management units, and information units to ASYCUDA; (vi) the establishment of a mechanism for consultation and communication between the customs service and the private sector; (vii) the preparation of a study for the creation of customs collector procedures; and (viii) the drafting and implementation of a special statute concerning customs personnel.

### ***Establishment of procedures to facilitate the financing of the economy***

Over the medium term, inflation will be maintained at year-on-year increase of approximately 6 percent, based on a prudent monetary policy. The money supply will increase by 13.9 percent, which represents a more moderate increase than in 2011, which saw growth in the money supply of close to 20 percent.

The Central Bank of Mauritania (BCM) will consolidate gains in monetary policy through: (i) the securitization of the BCM loan to the Treasury; (ii) the modernization of the foreign exchange market; (iii) encouraging the creation of a specialized structure in the debt repurchase process; (iv) the definition and adoption of selection criteria for external certified public accountants and auditors who are eligible for the certification of lending institutions with a view to enhancing the reliability and credibility of information and documents; (v) strengthening of the audit and internal control functions at banks; (vi) an increase in the minimum capital of banks to UM 4.5 billion at the end of 2010 and to UM 6 billion at the end of 2012; (vii) the performance of an international audit of banks at least every other year, and measures to ensure the systematic implementation of the recommendations contained in the audit report; (viii) the introduction of regulations granting the BCM the right to oversee insurance companies; (ix) encouraging the opening of offices outside of Nouakchott and Nouadhibou with the aim of increasing the availability of banking services; (x) preparation for the financial system's transition to the new international Basel II regulations; (xi) preparation for the transition to the new International Accounting Standards/International Financial Reporting Standards (IAS/IFRS) through the updating of the accounting framework specific to banks; (xii) the introduction of an automated information center; (xiii) the drafting of a law on the recovery of debts; (xiv) the introduction of a system for the sharing of data between the BCM and banks; and (xv) the promotion and introduction of bank transfers in the banking clearance system in accordance with international standards.

The financing of the economy will be strengthened through: (i) the movement through official channels of financial transactions that are currently handled through the informal network, based on the development of a range of attractive financial products; (ii) regulation of the networks currently engaged in microfinance activities without authorization; (iii) the development of Islamic financial products by encouraging banks to design a range of financial products that meet the requirements of Islamic Shariah law; (iv) the development of the Deposit and Development Fund; and (v) encouraging the establishment of credit unions and mutual savings banks in rural areas.

### ***Greater liberalization of business activities***

Efforts aimed at greater liberalization of business activities will be pursued through: (i) the definition of systems to protect private property rights; (ii) the definition of a strategy to counter anti-competitive practices; (iii) the definition of a legal framework governing the granting of public assistance; (iv) the implementation of a program to support business and the private sector; and (v) the development and implementation of a legal framework governing competition. The enforcement of legislation on competition will continue to be limited, however, in the absence of a strong and independent agency overseeing competition.

### **Development of growth-supporting infrastructures**

Following several years of reforms in the transportation sector, the Government has recently consolidated its strategy for the sector for 2011–2025. This strategy is based on an in-depth diagnosis of the current situation in the sector. The Government has also adopted a transportation sector policy statement and has drafted a medium-term investment program (2011–2015) for the implementation of this strategy.

The general objectives established for the transportation sector for 2011–2025, with a view to achieving the national vision expressed in the PRSP III, are aimed at: (i) contributing to the development of national and regional trade; (ii) lowering production costs; (iii) strengthening the competitiveness of the national economy; and (iv) integrating rural or isolated areas with large concentrations of people living in poverty.

In the area of **land transport**, the main measures planned involve: (i) the implementation of an institutional support project for transportation; (ii) support for reform of the land transport subsector in Mauritania; (iii) introduction of traffic safety classes in school curricula; (iv) creation of a mobile road safety training track; (v) the construction and equipment of transportation offices; and (vi) the construction of driver's license examination centers.

With regard to road construction and repair, the action plan will include the following activities: (i) construction of the Kseir-Torchane-Choum road; (ii) construction of the Atar-Tidjikja road; (iii) construction of the Néma-Bassikounou-Fassal road; (iv) construction of the Néma-Amourj-Mali border road; (v) construction of the Nouakchott ring road; (vi) construction of the Tidjikja-Kiffa-Mali border road; (vii) construction of the Kaédi-Mbout-Sélibaby-Gouraye road; (viii) improved access for the Aftout Chergui region; (ix) a program to improve access to isolated areas; (x) construction of a road to improve access to Nouamghar; (xi) construction of a road to improve access to the Bénichab region; (xii) an urban roadways program; and (xiii) construction of highways between Nouakchott and Boutilimit and between Nouakchott and Nouadhibou.

With regard to road repair and maintenance, the work planned under the Government/ National Road Maintenance Company (ENER) program contract involves: (i) repair of the Boghe-Kaédi road; (ii) repair of the Boutilimit-Aleg road; (iii) repair of the Tintane-Néma road; (iv) repair of section 4 of the Road of Hope [*Route de l'espoir*] between Kiffa and Titane; (v) improvement of the Nouakchott-Rosso road; (vi) continuation of work on the Nouakchott urban roadway; and (vii) construction of the Kamour bridge.

Feasibility and engineering studies for various roadways are planned. These include studies for the following roads: (i) Néma-Oualata; (ii) Sélibaby-Ould Yenge; (iii) Choum-Zoueiratt-Algerian border; (iv) Aioun/Zravia-Tamcheket; (v) Tidjikja-Tichit; (vi) Kaédi/Lexeiba-Monguel; (vii) Aleg/Niabina-M'Bagne; (viii) Rosso-Rkiz; (ix) Rosso/Rkiz-Boutilimit; (x) Rosso-Mederdra; (xi) Atar-Chinguitti; and (xii) Atar/Chinguitti-Ouadane.

Improvement in the economic competitiveness of services provided by this sector will be the focus of several major projects involving the construction of modern bus stations in Nouakchott, as well as the construction of a railway line between Kaédi and Nouakchott.

In the area of **maritime and river infrastructure facilities**, the main actions to be carried out involve: (i) the construction at the Autonomous Port of Nouakchott (PANPA); (ii) the construction of four integrated centers for the development of small-scale and coastal fishing; (iii) the construction of the Rosso bridge; (iv) the expansion of the Autonomous Port of Nouakchott; (v) the construction of a container terminal in Nouakchott; (vi) the expansion and repair of the small-scale fishing port at Nouadhibou; and (vii) the construction of a fishing terminal in Tanit.

In terms of **air transport**, the main actions to be undertaken are: (i) the construction of a new international airport in Nouakchott; (ii) the construction of fencing for airports in the interior of the country; (iii) the construction of the National Civil Aviation Agency (ANAC) headquarters; (iv) upgrades to bring civil aviation



into compliance with the standards; (v) inspection of airport facilities and airlines; (vi) upgrades to bring airports in the interior of the country into compliance with the standards; (vii) equipment of weather stations.

In the **electricity** sector, the main measures planned involve: (i) the development of guidelines for generation and transmission; (ii) the performance of a pricing study; (iii) the construction of the Duale 120 megawatt power station; (iv) the large natural gas plant project in Nouakchott; (v) the construction of the 15 megawatt photovoltaic plant; (vi) the construction of the 30-40 megawatt wind turbine plant in Nouakchott; (vii) the installation of electric power lines; (viii) the construction of a 5 megawatt hybrid solar plant in Kiffa; (ix) the construction of a hybrid solar/hydro/diesel plant in Aftout; (x) solar hybrid conversion of eight semi-urban centers and the regrouping and hybrid conversion of centers; and (xi) the implementation of the energy efficiency project (PELEC 2).

In the area of **information and communication technologies (ICTs)**, the main actions planned involve: (i) the connection of the country to the submarine cable (ACE); (ii) the implementation of the national connectivity project; (iii) the determination of a strategy and action plan for universal access to telecommunication services; (iv) the establishment of an Internet access and training center; (v) making collaborative and second-level support tools available to intranet users; (vi) the development of Internet administration sites; (vii) the development of online services; (viii) the implementation, in conjunction with the Ministry of Health, of the pan-African online services project in Mauritania with the Indian Government; (ix) providing broadband connections for hospitals and health clinics; (x) the development of government information systems; (xi) the continuation of efforts to establish a distance learning system; (xii) the adoption of a national strategy for information and communication technologies; (xiii) the creation of steering groups for the national strategy for information and communication technologies; (xiv) evaluation of the telecommunications sector reform and the updating of its legal and regulatory framework; and (xv) the organization of a workshop for the validation of the final version of the draft legal framework.

With regard to **crude hydrocarbons**, the main actions involve: (i) the continued close monitoring of petroleum production operations, as well as contractual commitments; (ii) the performance of a seismic survey in Block 2 of the coastal basin; (iii) completion of company preparations for exploratory drilling in the Taoudenni basin; (iv) resumption of the process of granting oil licenses; (v) completion of the compilation of the oil register for the granting and management of licenses; (vi) creation of an oil database; (vii) finalization of a decision regarding the expansion of zones A and B in the coastal basin requested by the consortium; (viii) implementation of the measures necessary to enable the operators involved to make decisions regarding existing offshore discoveries; (ix) performance of a technical audit of measurement instruments on the Chinguitti floating production storage and offloading (FPSO) unit; (x) performance of an audit of oil prices following a set timetable; and (xi) the development of national skills (MPEMi and the Mauritanian Hydrocarbons Company (SMH)) through the implementation of a training plan.

With regard to **refined hydrocarbons**, the main measures are: (i) the ongoing auditing of the pre-financing balance sheet for 2004–2007 and calculation of the financial charges on the reserves for the period up to 2005; (ii) the ongoing revision of the pricing structure for liquid and gas hydrocarbons; (iii) the issuing of a request for tenders for the supply of refined products; (iv) updating of the legal framework; (v) the introduction of security standards for service stations; (vi) the rehabilitation of the SOMAGAZ storage infrastructure; (vii) the rehabilitation of the receiving and storage infrastructure facilities at the Nouadhibou refinery; (viii) an increase in the storage capacities in the southern region; (ix) the construction of four butane gas-filling centers in the towns of Aioun, Sélibaby, Akjoujt, and Aleg; and (x) the establishment of a network of service stations.

In terms of the **mining industry**, there are plans for: (i) an increase in production at Tasiast Mauritanie Limited starting in 2012; (ii) the launching of production by the China Minmetals company; (iii) the development of the Bofal phosphate deposit by the Bofal Indo Mining Company; and (iv) the development of the Tazadit Underground Mines iron ore deposit in 2012 by the SNIM-MINEMETAL group.

With regard to the **fishing sector**, the action plan includes: (i) the development of basic fishing infrastructure facilities; (ii) improved governance through sustainable management and strengthening of the legal and institutional framework of the fishing sector and the maritime economy; (iii) an increase in the socio-economic benefits generated by the sector, improvement in the living conditions of the relevant populations, and measures to combat exclusion; and (iv) protection of marine ecosystems, habitat, and the coastline.

In the area of **tourism**, the planned objectives are: (i) the integration of biodiversity concerns; (ii) involvement of the public sector in the development of tourism; (iii) involvement of the private sector in the promotion of tourist activities; (iv) the introduction of innovative tourism products; (v) poverty reduction; (vi)



marketing and promotion of tourism; (vii) improvement of the legal framework and governance of the sector; (viii) implementation of a program to support the promotion of tourism; and (ix) performance of a feasibility study for the construction of a hotel and tourism school and a hotel for practical training.

With regard to the promotion of **handicrafts**, the main actions involve: (i) the elaboration and approval of a national strategy for the development of handicrafts and revision of the handicrafts code with a view to adapting it to fit the specific nature of the sector; (ii) the creation of a training and development center for handicrafts and the arts; (iii) the construction and equipment of regional handicraft centers.

With regard to the **industrial** sector, the main measures planned provide for: (i) an increase in the volume of industrial investments; (ii) an increase in the number of manufacturing industries through the creation of related infrastructure facilities and structures to support industrial development; (iii) an increase in the number of jobs directly related to the sector from 9,000 in 2010 to 19,500 by 2015; (iv) an increase in the value of industrial production through an improvement in the sector's competitiveness; (v) better advice and support for enterprises and efficient institutional and operational guidance; (vi) an increase in tax revenues as a result of more intensive development of the industrial base; (vii) improved productivity of production units and enhanced competitiveness of products so as to gain better access to the national, regional, and international markets; (viii) capacity building of the Information Dissemination and Technology Directorate/Ministry of Industry and Mines (DDI/MIM); and (ix) a study of the creation industrial zones.

In the **agricultural** sector, the action plan includes: (i) implementation of the project for sustainable development of flood recession agriculture; (ii) implementation of the program for the sustainable development of oases; (iii) implementation of the project to improve the productivity of strategic food crops; (iv) strengthening of seed production structures in agro-pastoral areas; (v) development of forage crops; and (vi) improvement of market garden production through the widespread use of organic fertilizers and sound management of water resources.

### Box 3. The Deposit and Development Fund

#### 1. Introduction

The Deposit and Development Fund (CDD) was created in accordance with Law No. 027-2011 of March 17, 2011, with the aim of responding to the persistent structural challenges in the country's economy, the handling of which requires the establishment of an independent institution with good governance and a large degree of autonomy in terms of management, as well as significant financial, operational, and human resources, and assistance from external partners. It fills out the national financial landscape with its positioning as a source of medium- and long-term project financing.

The establishment of this institution is also a response to the set of recommendations outlined by donors, namely: (i) it is a response to the historically weak capacity for project implementation, which was highlighted by development partners; (ii) it offers the capacity to provide for more efficient and more rapid handling of the range of procedures for gaining access to lines of credit, thanks to management autonomy with respect to central administrative bodies; (iii) it follows the donors' recommendation calling for the management of major projects to be assigned to specific units, and not to public administrative services responsible for day-to-day management; (iv) it is a response to concerns expressed by development partners regarding the responsibility for exchange rate risk associated with the granting of lines of credit in foreign currency, with the CDD assuming responsibility for management of this risk in accordance with Article 68 of the law on establishment of the CDD.

#### 2. Mission

The CDD is a financial institution that makes medium- and long-term investments. Another element of its mission is the management of projects or funds under a mandate, and it may delegate a certain number of activities to subsidiaries.

#### 3. Management mandate

A management mandate has been assigned to the CDD together with the Government for the management of a national program to provide employment assistance and support for small and medium-sized businesses. The aim of the national program to provide employment assistance and support for small and medium-sized businesses is to provide financing for income-generating activities and to promote employment among three categories of beneficiaries: (i) registered unemployed persons; (ii) residents of poor districts; and (iii) small and medium-sized businesses.

#### 4. Sectoral support

##### The financial sector

Article 65 of the law on the creation of the CDD states that loans granted by the Development Department must be provided in the form of co-financing with other banking institutions. Two different paths have been explored within this context: (i) improvement of guarantee mechanisms for domestic credits; and (ii) the development of Islamic financing.

##### The private sector

The CDD intends to provide active support for projects serving as catalysts for the development of the private sector, through: (i) the granting of financing to small and medium-sized businesses. The identification of projects that are eligible for financing will be carried out by the CDD in close partnership with the Ministry of Economic Affairs and Development (MAED), as well as the employers, and on the basis of a database that contains all of the projects that have already been identified but have not yet received financing; (ii) support for the creation, as promoted by the MAED, of a technology center in Mauritania that is capable of hosting new activities generated as a result of the country's connection to the Africa Coast to Europe (ACE) international submarine broadband cable, such as offshoring activities. An international consulting firm should be hired to conduct a study on this matter.

##### The housing sector

In terms of development, the housing sector is one of the priority sectors for action by the CDD. The CDD would like to be involved, with the participation of the Ministry of Housing, Urban Development, and Land-Use Management, in a residential complex and/or low-cost housing project that would be part of a housing capacity building effort in Nouakchott, and in the large cities and mining settlements in the interior of the country. In addition, the Government is planning to assign to the CDD the management of the Housing Support Fund, which is in the process of being established.

#### 5. Partnership and technical support

Two international partners have contributed to laying the technical groundwork for the CDD and are continuing to provide essential support to the Fund in order to allow for a better mastery of the core skills required in this field: (i) the French Caisse des Dépôts et Consignations; and (ii) the Lazard Frères business group. Two national partners have been approached with a view to developing collaboration that would serve the goals of the various parties: (i) the National Union of Mauritanian Employers (UNPM); and (ii) the Mauritanian Professional Banking Association.

#### 6. Review of activities in 2011

The CDD launched its operations with the adoption of a number of texts establishing the Fund's operating conditions, with a focus on three fronts: (i) the need for technical support on the part of specialists in the deposit fund model; (ii) the recruitment of people with the skills necessary for the start-up of the institution; and (iii) the acquisition of resources.

For the **livestock** sector, the priorities are: (i) economic development of livestock production and management of pastoral areas; (ii) implementation of a project to support the functioning of the mechanism for the inspection and certification of animal products to promote quality and improve competitiveness; (iii) development of red meat production; (iv) implementation of a program to develop the dairy sector (southern dairy basin); and (v) construction of the poultry complex.

With regard to **rural development**, some major activities are planned: (i) implementation of a poverty reduction project in Aftout Sud and in Karakoko (Phase II) through: soil restoration, mobilization and management of surface water, support for agricultural and animal husbandry systems, and systems for the economic development of natural resources and support for local development; (ii) continued work on implementation of the program for the development of irrigation-based agriculture in the valley (PDIAIM III); (iii) implementation of the program to open up agricultural production areas; (iv) implementation of the program for the development of Lake R'Kiz (II); (iv) implementation of the program for the rehabilitation of large tracts of land (CPB); and (v) implementation of the program for the rehabilitation of large tracts of land (PPG2).

### **PILLAR II: Anchoring growth in the economic environment of the poor**

The **rural** sector has an important social role to play in Mauritania's development. Poverty is concentrated in rural areas and that is why it is reasonable that the rural sector constitutes a basic pillar of development with regard to various program tools (PRSP-National Food Security Strategy (SNSA) and its National Agricultural Investment and Food Security Program, known as PNIA/SA).

For this sector, the objectives set within the PRSP III framework up to 2015 are: (i) to promote sustainable solutions for the development of food security; (ii) to encourage the entry of a modern, productive, and competitive agricultural sector into national, regional, and international markets; and (iii) to encourage better integration of livestock production into the economy, while strengthening its strategic role in food security and in poverty reduction.

These objectives are complemented by those that have been identified in the area of rural development, namely: (i) an increase in the land area in use and under cultivation, by strengthening engineering structures for water management and key infrastructure elements; and (ii) improved access to production zones and to basic socio-economic infrastructure facilities.

The principal objective of the PNIA/SA, which is organized around four programs focused on the vital subsectors of agriculture, livestock production, fishing, and the environment, as well as a cross-cutting program broken down into four subprograms, is to strengthen food security through actions targeted directly at the most vulnerable populations living in rural areas.

These actions consist of the following: (i) community support for water catchment areas; (ii) the promotion of water conservation techniques; (iii) the implementation of a poverty reduction program through support for the sectors; (iv) the performance of a general census of agriculture and livestock production; (v) implementation of a program for the construction and rehabilitation of 10 dams and a project for the rehabilitation of 16 dams in Assaba; (vi) the implementation of an integrated development program in the Garak-Sokam region; (vii) the implementation of a program for the development of water lines in the valley and a program for the development and improvement of irrigated land in villages (Phase I – 12,000 hectares); (viii) the implementation of a program for the agricultural development of wetland areas (the Tamouret Naaje development); (ix) the implementation of a program for integrated development in rural areas in the northern part of Mauritania; (x) support for the improvement of agricultural production through the promotion of small-scale irrigation; (xi) improved access to land; (xii) capacity building of veterinary services; (xiii) capacity building of national research, training, and agricultural extension systems, and the strengthening of the program delivery capacity of the Ministry of Rural Development (MDR); (xiv) continued renovation of the National Agricultural Training and Extension School (ENFVA) in Kaédi; and (xv) the implementation of a demonstration project in the zone under irrigation.

In the area of **food security**, the National Food Security Strategy to 2015 includes the National Agricultural Investment and Food Security Program, as well as a priority action plan. The overall objective of this strategy is to “enable populations, in particular the most vulnerable ones, to have physical and economic access at any time to an adequate, healthful, and balanced diet.”

**Box 4: EMEL (Hope) Program****I. Context**

Like most countries in the Sub-Saharan region, Mauritania this year suffered from one of the highest precipitation deficits in a decade. Compared to the 1971-2000 normal, 60 percent of stations reported a significant deficit, while the distribution of rainfall in 2011 was similar to 2002, which was classified as a major drought year. This deficit resulted in worrisome pasture conditions and a significant reduction in agricultural output. The decline in agricultural output was a matter of some concern in that agriculture involves 67 percent of the population and contributes about 17 percent of GDP.

In an average year, grain crops meet 30 percent of the country's consumption needs, with 60 percent of this output coming from rain-fed cultivation, which is the primary, if not only, activity of the majority of the most vulnerable segments of the population. In some areas of the country, rain-fed agriculture accounts for as much as 80 percent of households' food supplies. This was not true, however, this year. Surveys conducted by specialized services of the Ministry of Rural Development (MDR) forecast a significant decline in national agricultural output from the various rain-fed subsystems. The most optimistic forecasts suggest a 75 percent decline in output, from around 120,000 metric tons in 2011 to 29,000 metric tons this year.

The livestock sector, which totally or partially involves around 60 percent of the country's labor force and contributes 12 percent of GDP, will also see its important role undercut owing to the precipitation deficit and irregularity of precipitation, which have had generally adverse effects on pasture conditions.

Rising grain prices on the international markets have a direct impact on the national market, increasing the pressure on the supply and prices of imported products.

This decline in agricultural and livestock output as a result of the 2011-2012 drought is combined with upward trends in prices for staple foodstuffs, increasing the already real vulnerability of rural and semi-urban populations. In this context and in order to offset the effects of these exceptional circumstances on the population and cattle, the government has implemented the Emel 2012 sectoral intervention program.

**II. Components**

This program has two components: combating poverty and ensuring the availability of staple foodstuffs for needy segments of the population.

**Component 1: food:** consisting primarily of: (i) Village Solidarity Food Stocks (SAVS) intended for low-income rural households and nomadic livestock-raising by providing food and cattle feed at subsidized prices; (ii) free distribution of food to households without income that are seriously affected by the drought; and (iii) the "2011 solidarity shop," the continuation of which is necessary to increase the purchasing power of low-income households in rural, urban and semi-urban areas.

**Component 2: livestock assistance:** consisting of (i) livestock feed; (ii) animal health services; (iii) pasture irrigation; and (iv) livestock loans.

**III. Monitoring of program implementation**

The mechanism for monitoring program implementation is active at all levels of the pyramid (centrally via the Interministerial Monitoring Committee (CIMS) and Technical Monitoring Committee (CTS) and sectoral coordination, regionally via the Regional Monitoring Committees (CRS), and departmentally via the Departmental Monitoring Committees (CDS)).

**IV. Financing**

Components	Cost in UM
<b>A. Food</b>	
A.1. SAVS supply	7,549,153,000
A.2. Free food distribution	5,011,998,765
A.3. Operation of solidarity shops	8,701,181,704
A.4. CSA accompanying measures	450,000,000
<b>Total Component A</b>	<b>21,712,333,469</b>
<b>B. Livestock assistance</b>	
B.1. Livestock feed	21,919,510,000
B.2. Health coverage	160,000,000
B.3. Pasture irrigation	507,000,000
<b>Total Component B</b>	<b>22,586,510,000</b>
<b>C. Implementation monitoring</b>	<b>127,500,000</b>
<b>Total Cost</b>	<b>44,426,343,469</b>

This broad objective is broken down into the following specific objectives: (i) promotion of a diversified rural and peri-urban economy that is socio-economically profitable and adapted to climate change; (ii) improvement of commercial trade routes and intra-national, cross-border, and regional trade; (iii) sustainable improvement of access by vulnerable groups in rural and urban areas to food allowing for a healthful and balanced diet; (iv) strengthening of centralized and decentralized mechanisms for the prevention and management of food crises; and (v) promotion of good governance in terms of food security based on decentralization and local development.

The SNSA and its PNIA/SA have been translated into a priority action plan up to 2015, which provides for preventive measures that target information and early warning systems at food insecurity and vulnerable groups, as well as various actions covering the sub-areas of emergency assistance and micro-development projects.

## **Box 5. Overview of the National Food Security Strategy**

### **1. Rationale and issues**

In Mauritania, food insecurity affects 26 percent of the population, primarily in rural areas, with women, children under five years of age, young people, small-scale producers, disabled persons, and the unemployed the most affected. This is a phenomenon that is both structural and cyclical in nature, and it has become chronic.

With support from their technical and financial partners, Government authorities have undertaken commendable efforts to gain control of the problem, which remains a major concern at all levels: from availability (low productivity of agricultural systems) to accessibility (low income linked to poverty), as well as price stability and stability of supply (problems that are exacerbated by climate change as well as the global energy and financial crisis).

### **2. Vision**

The SNSA, in harmony with the PRSP III and using flexible and transparent coordination and management mechanisms, is intended to revive food production and addresses different cross-cutting aspects of food security.

In order to achieve this, the process of drafting the SNSA was participatory (with the involvement of stakeholders at the national, regional, and local levels), it was broadly inclusive (involving a synergy with technical and financial partners at the national, regional, and international levels), it was consultative (with sectoral departments), and it was dynamic (taking into account thematic studies, conflict sensitivity, social stability, and decentralization).

### **3. Objectives**

The overall objective of the SNSA is “to enable populations, in particular the most vulnerable ones, to have physical and economic access at any time to an adequate, healthful, and balanced diet.”

The following principal specific objectives stem from this overall objective: (i) promotion of a diversified rural and peri-urban economy that is socio-economically profitable and adapted to climate change; (ii) improvement of commercial trade routes and intra-national, cross-border, and regional trade; (iii) sustainable improvement of access by vulnerable groups in rural and urban areas to food allowing for a healthful and balanced diet; (iv) strengthening of centralized and decentralized mechanisms for the prevention and management of food crises; and (v) promotion of good governance in terms of food security based on decentralization and local development.

### **4. Implementation**

The effective and efficient implementation of the SNSA requires guiding principles, a programmatic framework, a coordination mechanism, financing, and risk mitigation.

#### **4.1. Guiding principles**

(i) The multi-dimensional and multi-sectoral nature of the SNSA; (ii) the importance of regional scales when deciding on which actions to take; (iii) the innovative nature and decision-making role of the stakeholders; (iv) the institutionalization of ongoing multi-stakeholder and inter-institutional consultations; (v) fairness and objectivity in decision-making; (vi) the adaptation of government functions; (vii) capacity building among local stakeholders; (viii) consistency among the actions and strategies of stakeholders at all levels; (ix) coordination of actions and investments by the Government as well as those of development partners.

#### **4.2. Programmatic framework**

The SNSA is supported by a national agricultural investment and food security program (PNIA/SA) based on four essential pillars: management of land and water, access to markets, the food supply, and agricultural research, which are consistent with those of the Comprehensive Africa Agriculture Development Program (CAADP) and are covered by 10 different programs.

#### **4.3. Coordination of the implementation of the SNSA and the PNIA/SA**

The institutional framework and the monitoring and evaluation mechanisms of the SNSA and the PNIA/SA are based on the mechanisms provided for under the PRSP III. They include the following bodies at various levels: a reference body, a decision-making body, a coordination and consultation body, and a small SNSA and PNIA/SA management and monitoring and evaluation unit.

#### **4.4. Financing**

The planned budget for the implementation of the SNSA up to 2015/2020 is UM 310,639.587 million.

#### **4.5. Conditions and risks associated with implementation of the SNSA**

(i) The conditions are essentially the adoption of the investment program by the Government and the mobilization of resources; (ii) the risks are of an institutional nature (failure to honor commitments, etc.), an economic nature (rise in prices, etc.), and an environmental nature (flooding, environmental degradation, etc.).

During the next four years, from 2012 to 2015, “the prevention and management of food crises” will be undertaken through: (i) the implementation of a program to consolidate the prevention capacities of the Commission on Food Security (CSA) through the implementation of the following priority actions: continued reinforcement of methodological tools for monitoring the food and nutrition situation; capacity building in the design of food security programs; creation of a system for monitoring major risks; improvement of the agricultural meteorological, hydrological, and meteorological forecasting systems; strengthening of the food security monitoring center and improvement of the food security information mechanism; and (ii) implementation of an operational capacity building program for the Commission on Food Security.

Within the subarea of emergency relief, the assistance program for vulnerable populations in 2012–2015 will be carried out through: (i) the care for and nutritional recovery of children suffering from severe malnutrition and in need of emergency treatment, as well as care for pregnant or nursing women; (ii) implementation of an emergency assistance program; and (iii) implementation of an emergency assistance and relief program for victims.

The subarea of “micro-development projects” in 2012–2015 will see the implementation of a program to reduce the vulnerability of populations to exogenous shocks through: (i) the implementation of a program for the creation and rehabilitation of community production infrastructures; (ii) the creation and strengthening of village food security stocks for better alignment of inventories; (iii) the consolidation and reorganization of village food security stocks; and (iv) the implementation of a micro-sales program for food security.

The outlook in terms of **urban development** in 2012–2015 is based on the guidelines set forth in the PRSP III, the objectives of which are still relevant, and with which the new government commitments will be aligned.

In the area of **urban planning**, the government's actions will be aimed at: (i) the updating of the urban development plans for Nouakchott and other regional capitals; (ii) the elaboration of local urban development plans for towns in the interior of the country; (iii) finalization of the simplified general regulations on urban planning and the implementing texts of the urban planning code; (iv) the adoption of



implementing texts of the general regulations on construction and the law on the delegation of contracting authority; (v) the finalization and validation of the development plan for the Nouakchott city center; (vi) the creation of an urban monitoring center; (vii) completion of the Nouakchott restructuring program; (viii) the launching of projects for the expansion and modernization of the towns of Zouerate, Boulenoir, and Aleg; (ix) the performance of a study on the restructuring of vulnerable districts and ex-post evaluations of experiences; (x) the completion of infrastructure projects and termination of the restructuring of vulnerable districts in Nouadhibou; (xi) the rehabilitation and renovation of the town of Tintane; and (xii) the implementation of an urban development program in regional capitals.

In the area of **housing**, the efforts by public authorities will be focused on carrying out the following actions: (i) the creation and introduction of a housing support and assistance fund; (ii) the preparation of a draft law on shared ownership in Mauritania; (iii) the adoption of the revised study regarding the 2005 law on real estate development; (iv) the implementation of a program to build 6,000 homes intended for government officials; (v) the implementation of a project to build 118 homes in Teyarett, 50 homes in Chami, and the ISKAN headquarters; (vi) the implementation of programs for the development parcels of land in Nouakchott to make them buildable, using resources generated from the marketing of parcels financed under the Urban Development Program; (vii) the implementation of a project consisting of 3,163 parcels in the expansion of the module M development, Tevragh Zeina, and North Arafat; and (viii) a project to build 600 homes in Zouérate.

In the **building** sector, priority will be given to the implementation of the following actions: (i) the construction and renovation of administrative buildings (mosques, youth centers, schools, hospitals, health clinics, etc.); (ii) the implementation of a program to protect towns vulnerable to flooding; (iii) the construction/renovation and expansion of health facilities; and (iv) the launching of PQE 3 (wilayas in the north).

In view of the fact that **microfinance** is the main source for the financing of income-generating activities among the poor, in 2003 the Government adopted a national microfinance strategy that is still relevant for the third PRSP action plan. The objective is to improve access for the economically active poor to viable and sustainable financial services with the aim of reducing poverty.

The action plan in the area of microfinance for 2012–2015 will consist of: (i) the implementation of agricultural lending and financing for the rural sector, and its extension to all sectors of production (vegetable farming, flood-recession crops); (ii) the creation of agro-pastoral development funds and microcredit banks; (iii) elevation of the institutional level of microfinance guidance; (iv) the creation of a microfinance advisory committee; (v) the adoption of a tax system appropriate to microfinance sectors; (vi) raising awareness of the new regulatory requirements among stakeholders (Association of Microfinance Professionals and Stakeholders (APROMI), microfinance institutions, accounting firms, etc.); (vii) use of a new chart of accounts by microfinance institutions; (viii) adoption and dissemination of financial education tools; (ix) support for the APROMI; (x) the establishment of a recovery plan for the Credit and Savings Association Promotion Agency (PROCAPEC); (xi) the updating and adoption of the National Microfinance Strategy (SNMF); (xii) capitalization on experiences of countries in the subregion; (xiii) institutionalization of the Beit el Mal microfinance entity and the creation of two new agencies; and (xiv) seeking financing from the SNMF and the establishment of a program to support the implementation of the SNMF.

For **micro- and small businesses**, the public authorities are going to carry out the following actions in 2012–2015: (i) assessment of the impact of lines of credit on the micro- and small business beneficiaries; (ii) assessment of the impact of micro- and small businesses on the economic environment; (iii) revitalization and expansion of the micro- and small business database in three wilayas to allow for a new focus; (iv) identification of dynamic and sustainable formal and informal micro- and small businesses; (v) development and drafting of guides for entrepreneurs (in Arabic and French); (vi) modular training in the management of micro- and small businesses and small and medium-sized businesses; (vii) the creation of micro- and small businesses and small and medium-sized businesses on the basis of tender documents; (viii) the formalization of micro- and small businesses (support and advice for legal recognition); (ix) the identification of and support for pilot simulation projects; (x) raising awareness among private economic operators of the National Strategy for Micro- and Small Business (SNMPE) and the National Integrated Microbusiness Program (PNIME); (xi) the organization of a forum/focus group of economic operators to encourage a win-win partnership with micro- and small businesses; (xii) the organization of a business start-up day (recruitment of consultants and distribution of entrepreneurial manuals); (xiii) raising awareness of entrepreneurial activity among students (graduates of the university and professional training institutes); (xiv) the training of young people in masonry trades, seeking support from the International Labour Organization (ILO), in particular; (xv) the use of local materials in public construction projects; and (xvi) the use of stone in the construction of city sidewalks.

The strategy behind the promotion and **economic development of natural capital** in the 2011–2015 PRSP, which is still relevant, was the result of the Government's belief that the degradation of renewable natural capital keeps people trapped in poverty, from which they cannot escape by migrating to the cities, and that efforts aimed at breaking these vicious circles of poverty, linked to the depletion of renewable resources, must be undertaken in order to provide for growth that is favorable to the poor.

This strategy, whose objectives are still timely, will consist primarily of: (i) meeting the bulk of the needs of the poor from their natural environment; (ii) reducing the economic cost of environmental degradation; and (iii) developing sustainable financing mechanisms for the environment in keeping with the principles established in the national strategy for sustainable development.

The action plan related to the economic development of natural capital and corresponding to the 2012–2015 period involves: (i) finalizing the introduction of economic assessments and assessments of services provided by ecosystems in the establishment of environmental accounts; (ii) development of natural resources through the promotion of an appropriate and sustainable public-private partnership; (iii) the implementation of adaptation measures; (iv) an emphasis on peri-urban reforestation activities through the use of a labor-intensive approach; (v) reforestation of silviculture areas with multiple economic values; (vi) the utilization of various available methods (assisted natural regeneration (RNA), agro-forestry, reforestation, and preserves); (vii) the introduction of systems for "payment for ecological services"; (viii) greater integration of organizations engaged in the utilization of resources into the environmental sector; (ix) encouraging more widespread application of techniques that allow for sustainable use of resources; (x) the study and structural organization of various links in the wood/energy sector; (xi) reforestation of silviculture areas; (xii) sustainable management of protected marine and coastal areas; (xiii) special attention for protected marine areas (AMPs); (xiv) the development of the concept of added value for waste recycling; and (xv) further promotion of the concept of green employment.

The national policy regarding **social protection** is aimed at improving the standard of living for disadvantaged persons and the advancement of disabled persons.

Over the past three decades, factors linked to climate change and the economic environment have had a strong impact on social conditions. This impact has been felt in particular in the deterioration of traditional mechanisms and systems of solidarity, in profound disruptions in the organizational system of society and in stratification, in the decline in living conditions, in the abandonment of children, marginalization and urban exclusion, juvenile delinquency, crime, and social deviance.

**Box 6. National Social Protection Strategy (SNPS) Benchmarks****1. Definition and contextual introduction**

By definition, social protection encompasses an entire range of public investments and initiatives, both formal and informal, that are capable of directly addressing the risks, vulnerability, and chronic poverty. Social protection is a right that is recognized by most international conventions on human rights, starting with the Universal Declaration of Human Rights (UDHR), which guarantees the right to social security, to decent work, and to an adequate standard of living.

Four dimensions of social protection are identified: measures involving prevention, protection, promotion, and transformation.

Social protection is increasingly being perceived around the world as a key component of poverty reduction strategies. It also contributes to economic growth and provides essential support to accelerating the achievement of the Millennium Development Goals (MDGs). It is one of the priorities of the Social Policy of the African Union (AU).

The Social Protection Floor is one of the nine global initiatives adopted by the Secretary General of the United Nations to address the economic and financial crisis. The process of the adoption of recommendations regarding the establishment of the Social Protection Floor by the International Labour Conference is under way.

**2. Overview of the diagnosis, vision, objectives, pillars, and basic principles of social protection in Mauritania:** (i) a formal social security system that provides poor coverage and neglects the most vulnerable groups; (ii) inadequate and inequitable financial resources that do not provide for a health care system that is accessible to all; (iii) a structural and chronic food insecurity situation, above all in rural areas, and the lack of operational mechanisms to address risks, disasters, and the effects of climate change; (iv) an elevated malnutrition rate (with chronic malnutrition at 40.1 percent in 2008 and acute malnutrition at 15.6 percent); (v) efforts related to protection for children, the advancement of women, support for disabled persons, and social action for disadvantaged persons are still limited; (vi) an educational system characterized by troubling disparities in access to school and student retention; (vii) a high overall unemployment rate (31.2 percent in 2008), in particular among women and young people; and (viii) irregular global assessments of the impact and continuation of programs targeted at basic services (water, sanitation, housing, electricity).

**3. Given this situation, the elaboration and implementation of a national social protection strategy is a priority for Mauritania** and this will without a doubt make the greatest contribution to achieving the overall objective of reducing poverty by targeting the most vulnerable segments of society and seeking to establish a balanced allocation of investments.

The added value of this action is to get the most vulnerable communities involved in core efforts to promote the country's development. Furthermore, this social protection strategy will be introduced in conjunction with the initiatives and programs being carried out as part of the PRSP.

**4. National vision with regard to social protection**

In accordance with the vision of the PRSP III, Mauritania intends to become a modern country that is administratively and economically sound and decentralized, politically stable, democratic, and well integrated into the family of nations, focused on the consolidation of national unity, economic and socially harmonious development, and the improvement of living conditions for the urban and rural populations, above all those who are most vulnerable.

Within the framework of the national social protection strategy, together with the sectoral strategies, the aim is to permanently establish better conditions for equality, good governance, human dignity, justice, and social solidarity, as well as for social protection, prevention, promotion, and transformation. These conditions will enable all segments of society that are disadvantaged or vulnerable to cope with climate, environmental, social, political, and economic risks and to gain access to all basic services and infrastructure facilities.

**5. Objectives, strategic pillars, principles, and key actions**

The overall objective of the social protection strategy is to contribute to an alleviation of the vulnerability of disadvantaged groups and to help populations cope with the most significant risks of life. There are five specific objectives and they align perfectly with the strategic pillars: (i) to contribute to efforts to reduce food and nutritional insecurity and to address climate change; (ii) to reduce barriers related to access to health and education services; (iii) to strengthen social security and promote labor and employment; (iv) to improve living conditions through equal access to basic social infrastructure facilities; to improve and step up social assistance activities and activities to promote the welfare of various groups; (v) to strengthen and put into place programs based on the strategic pillars, in coordination with the PRSP; (vi) to develop and provide for the application of new governance related to social protection; to stimulate the kind of growth that is equitable and favorable to the poor, while supporting the most vulnerable groups to ensure that they participate in development while benefiting fully from its advantages; (vii) to oversee effective integration of social protection measures into the sectoral strategies; (viii) to strengthen national solidarity through mechanisms aimed at promoting equity; and (ix) to put into place sustainable financing mechanisms for social protection.

### 7. Budget analysis and mechanisms for the mobilization of resources

An analysis of the public financing of social protection expenditures in 2010 and 2011 shows that the national solidarity effort based on public resources entails the financing of a number of interventions in the form of a safety net, social assistance actions, care for the poor, promotion of employment among young unemployed persons, and emergency assistance and relief programs, as well as more structural actions for the financing of productive assets.

The new mechanisms proposed for expanding the fiscal space are:

- The creation of a tax designated as a social solidarity contribution (CSS);
- An increase in tax revenues through a reduction in tax evasion and an increase in the tax burden;
- An increase in the budget deficit to the equivalent of 1 percent of GDP per year;
- Additional taxes on the National Fund for Hydrocarbon Reserves;
- The development of advocacy efforts to mobilize additional external donations;
- The strict enforcement of measures to make spending more efficient;
- The reallocation of resources;
- Operationalization and consolidation of the Social Solidarity Fund (FSS) through: (i) the institutionalization of the Zakat foundation; (ii) contribution to the national social solidarity effort; (iii) private donations; and (iv) the mobilization of external financing.

### 8. Framework for Institutional Coordination

It is proposed that a feasibility study be performed for a steering mechanism to guide the implementation of the SNPS.

While awaiting the outcome of this evaluation, it is recommended that the current steering committee be assigned these functions, drawing on support from:

- Implementation and support structures: sectoral ministries, civil society organizations, associations of ulamas and imams, the media, and technical and financial partners;
- A monitoring and evaluation and advocacy/communication mechanism;
- A social protection monitoring center;
- The National Assembly and the Senate;
- Regional and local administrative and community coordination structures.

### 9. Next Stages – Road Map

A road map for the first year of the strategy's implementation is presented below:

ACTIVITIES	EXPECTED RESULTS	COMMENTS
Adoption of the SNPS and its widespread dissemination	Strategy adopted and disseminated among all of the wilayas	Request for monitoring on the part of the steering committee
Creation of the coordination structure	Coordination framework created and operational	Structure based on the cross-cutting nature of social protection
Elaboration of an annual action plan	Action plan that identifies priority actions by pillar	Work by group/pillar/ supporting measure
Identification of emergency measures	Specific emergency measures implemented	Government/technical and financial partners consultation

Year 2011

Initiation of efforts to strengthen the database and targeting	Reflections and sharing of experience in this area	Targeting of most vulnerable groups
Structural organization and mobilization of partnerships (technical and financial partners, civil society)	Partnerships mobilized	Technical consultation bringing together national and international experts
Estimation of financial needs and elaboration of a strategy for the mobilization of resources	Social protection group created Strategy for the mobilization of resources launched	Contacts with the Civil Society Organization (OSC) Africa platform for social protection would be useful. The guidelines proposed in the strategy should be developed further.



In light of this situation, and in accordance with the directions of the PRSP III, the efforts by the Government and its technical and financial partners are focused on the elaboration of a National Social Protection Strategy. This strategy is based on the principles of our religion, the national values of solidarity, the principles of fairness and social justice, and the rights of citizens. It offers a vision and long-term prospects for the gradual creation of a coherent, effective, and integrated system of social protection. Through the adoption of this strategy, Mauritania will be one of the first countries in the subregion with a global, integrated, collaborative vision of social protection, which will make it possible to increase access to risk management tools and to social protection systems among the poorest and most vulnerable groups, but also among other at-risk social groups.

The main objective is to strengthen social security and to promote labor and employment to benefit vulnerable persons through the following, in particular: (i) expanded health insurance coverage (National Health Insurance Fund (CNAM), National Social Security Fund (CNSS)); and (ii) improvement of the conditions and effective care for the poor. This main objective is reflected in a number of specific objectives for which activities are planned in 2012–2015.

In order to consolidate the gains that have been made in the area of social security and to extend coverage to populations not yet covered, the Government will carry out the following priority actions: (i) the performance of an actuarial study of the allocations provided through the CNSS with the aim of improving them; (ii) promotion of the registration of workers and the enforcement of regulatory documents in this area; (iii) the revision of regulatory documents pertaining to pension funds (for government officials and the private sector) with a view to providing for the transfer of pensions of deceased women to their dependents; (iv) the preparation of a study to serve as the basis for the drafting of a regulation on social security for vulnerable groups; (v) the performance of a feasibility study and the establishment of an unemployment benefit system; (vi) the performance of a feasibility study and the establishment of an old-age pension; (vii) the performance of a feasibility study and the establishment of a health insurance system under the CNSS to serve persons not covered by other insurance plans.

With the aim of creating opportunities for decent employment for the most vulnerable populations, the following actions will be carried out: (i) the strengthening and widespread dissemination of legislative and regulatory texts aimed at ensuring access to productive labor for the most vulnerable segments of the population (disabled persons, women, etc.); (ii) the strengthening and decentralization of mechanisms for the training and mainstreaming of vulnerable persons (disabled persons, young people, women, agro-pastoral workers, etc.); (iii) the intensification and expansion of the number of specific programs for vulnerable groups with no income (income-generating activities, labor-intensive activities, and economic interest groups); (iv) institutional capacity building of socio-professional associations (artisans, livestock breeders, fishermen, women, etc.); (v) the establishment of a job market information system for vulnerable segments of the population; (vi) the enforcement of regulatory provisions concerning working conditions and payment for small jobs; and (vii) the development and expansion of access by vulnerable groups to microfinance and microbusiness.

In the specific area of **social assistance and the advancement of vulnerable persons**, the overall objective is the intensification of actions through support for the policies and programs that are in place, in particular through the delivery of targeted services and appropriate benefits.

In this area, the following actions are planned: (i) strengthening the enforcement of laws and international conventions; (ii) the preparation of advocacy efforts for inclusive education and the strengthening of specialized access structures; (iii) the inclusion of disabled persons and their families or caregivers in social cash transfer programs; (iv) support for communication and public awareness programs; (v) support for community groups; (vi) strengthening of the database of disabled persons through the relevant surveys; (vii) a feasibility study of the establishment of an old-age pension system; (viii) improved coordination in providing assistance to victims; (ix) creation of a victims' assistance fund; (x) support for processes involved in the reintegration of repatriated persons and for mechanisms to provide access to basic social services; (xi) implementation of the international Convention relating to the Status of Refugees; (xii) strengthening of measures to protect migrants passing through Mauritania; (xiii) identification of the most appropriate social protection measures by making use of participatory planning processes; (xiv) enforcement of the 2007 law (and its implementing decrees); (xv) support for and strengthening of the National Strategy to Eradicate the Legacy of Slavery; (xvi) the drafting, widespread dissemination, and application of a national guide on global care for people living with HIV; (xvii) the elaboration and implementation of a socio-economic support program for people living with HIV; (xviii) improvement in the care of prisoners being held in penal institutions (nutrition, health, hygiene); and (xix) strengthening of social assistance for these persons, with a particular emphasis on women, minors, and disadvantaged persons.



### **PILLAR III: Development of Human Resources and Expansion of Basic Services**

To succeed in combating poverty, aspects related to the development of human resources and access to basic social services must be taken into account. The issue of access to an equitable service (basic education, basic healthcare, etc.) should be viewed in terms of the welfare provided by such access and the positive externalities created by the use of the service.

Consequently, the completion of basic education is in and of itself a goal for the individual who receives that education, but also the best way to increase that individual's work productivity and improve his or her health and that of his or her family. A large part of the solution to many health problems lies outside the healthcare system itself. Improving child health, which is at the base of the healthcare pyramid, is determined in large part by the mother's level of education, the availability of safe drinking water, and the existence of an effective sanitation system. The delivery of high quality health services, however, depends on the availability of trained personnel and the presence of healthcare facilities supplied with water and electricity.

Trained personnel will be available only if the education system is able to produce them, and the quality of the system's output depends, among other things, on the health and nutritional status of the population, the growth of demand for all basic services, and the legitimate hopes and aspirations of vulnerable groups in need of protection (women, young people, children living in difficult circumstances, indigents, etc.).

The strong correlation between the individual and his or her environment is indicative of the major challenges inherent in the development of human resources and the expansion of basic services. Aware of the scope of these challenges, the government focused on the development of the following basic, complementary, and interdependent sectors: (i) education; (ii) literacy and traditional education; (iii) technical and vocational training; (iv) health and nutrition; (v) water and sanitation; (vi) employment; (vii) population policy; (viii) the empowerment of women and gender equality; (ix) childhood; (x) social protection; and (xi) universal access to basic services.

#### **Education**

In line with the Millennium Development Goals (MDG), the primary objective in the area of **basic education** is to ensure that all Mauritanian children receive a complete, high-quality primary education.

To attain that general objective, Mauritania is pursuing the following specific objectives: (i) expand educational opportunities by reorganizing the education system (both public and private) to reflect the demand for boosting the student retention rate in basic education (to 79 percent by 2015); (ii) eliminate gender disparities in all wilayas and between socioeconomic and residential environments; (iii) improve the quality of basic education; and (iv) improve the management of system oversight by adopting a results-oriented approach.

The actions needed to attain these objectives are: The expansion of educational opportunities by reorganizing the education system to reflect the demand for boosting the student retention rate in basic education will involve the following actions: (i) build and rehabilitate classrooms; (ii) consolidate schools and set up school canteens; (iii) recruit teachers; and (iv) improve the school environment (desks, latrines, etc.).

The effort to eliminate gender disparities in all wilayas and between socioeconomic and residential environments will include specific activities for inclusive education aimed at: (i) improving the access of vulnerable groups and reducing gender disparities; and (ii) offering Braille and sign language courses; instruction in the modes, means, and forms of communication; and the development of mobility and orientational capacities.

Improving the quality of basic education will involve raising the rate of attainment of the CEP (primary education certificate) to 57 percent of candidates by 2015. To that end, the following measures will be adopted: (i) improvement of the level of teachers graduating from ENIs (initial training) and enhancement of the classroom skills of teachers (continuing education); (ii) improvement of the school environment (equipment, safe drinking water, latrines, surveillance...); (iii) the strengthening of local management; (iv) revision of the textbook policy; and (v) improvement of teaching strategies.

Finally, results-oriented management and oversight of the sector will be based on a systemic, transparent view of the sector's resources obtained through: (i) better resource allocation aimed at the optimization of existing resources and transparency in the management of assignments and careers; (ii) improvement of the sector's absorptive capacities by strengthening the planning function; (iii) effective establishment of the SIGE (Education Geography Information System); and (iv) the participation of partners (CSOs, APEs, unions) in the management of the education system.

The objectives for **secondary education** are to: (i) improve and expand admission capacities; (ii) strengthen the quality of education by taking the employment aspect and the development of knowledge acquisition into account; and (iii) improve coordination and cooperation with the higher education sectors.

The following actions will be taken to attain these objectives: (i) expansion of schools and/or renovation of existing classrooms; (ii) promotion of private education (target: 27 percent of secondary students by 2015) by adopting appropriate regulations and hiring qualified personnel with a view to achieving autonomy; (iii) recruitment of teachers capable of carrying out the reform; (iv) use of school districting maps; (v) promotion of the enrollment of girls to achieve boy-girl parity in secondary education; (vi) overhaul of initial teacher training and introduction of initial training for secondary school inspectors at the ENS to improve local management; (vii) increased use of experimentation in the teaching of scientific subjects; (viii) introduction of ICTs in the education system; (ix) establishment of an effective continuing education system; and (x) the creation of secondary schools of excellence.

The objectives in terms of improving the internal and external effectiveness of **higher education** are to: (i) restructure and improve the higher education system; and (ii) improve the quality and relevance of education.

The higher education system will be restructured and improved through the following actions; (i) construction and equipment of a new modern campus for the University of Nouakchott; (ii) construction and equipment of premises for the ISCAE (Higher Institute of Trade and Business Administration); (iii) restructuring and diversification of the higher education system (further professionalization of the education sectors, development of a distance learning system, introduction of on-the-job training, and adoption of a new scholarship management strategy); and (iv) creation of the conditions necessary for the development of a high quality, private higher education system (through preparation of the legal and institutional framework, the establishment of a framework for partnership between the government and private institutions, and the introduction of incentive measures to promote the private sector).

Improving the quality and relevance of higher education will include the following actions: (i) enhancing the skills of teaching and scientific research personnel and improving their performance (preparation and implementation of a teacher training and improvement plan and the drafting of a motivating teacher/researcher career plan); (ii) strengthening the LMD education reform (continuation of its implementation at the University of Nouakchott, its introduction in other higher education institutions, overhaul of general and vocational education programs, and the acquisition of teaching materials and equipment for all libraries and laboratories); and (iii) revitalizing university research programs by putting in place an effective long-term research plan as well as promoting scientific production and disseminating the results.

### **Technical and vocational training**

The objectives in the field of technical and vocational training will be to: (i) improve governance of the technical and vocational training system; (ii) improve the quality and relevance of training; and (iii) expand and diversify training opportunities.

Governance of the technical and vocational training system will be improved through the following actions: (i) development of the oversight system and the strengthening of central and regional management capacities; (ii) conversion of the FTP support fund into an autonomous entity; (iii) update of the FTP legal and regulatory framework; and (iv) creation of an employment/training database.

The quality and relevance of training will be enhanced through (i) the creation of a trainer and management staff training unit; (ii) the introduction of a training-integration program; and (iii) continuation and consolidation of the adoption of a quality approach in training institutions.

Training opportunities will be expanded and diversified by: (i) creating a trainer and management staff training unit; (ii) setting up technical colleges in Nouakchott, Nouadhibou, Aioun, and Sélibaby; (iii) establishing the Aleg National School of Civil Engineering (ENAM-GC); (iv) developing various short-term training programs; and (v) establishing a large-scale apprenticeship-integration program for young people who have been taken out of school.

### **Traditional education**

The objectives of the sector in respect of Islamic orientation and traditional education are to: (i) provide a better understanding of the system (diagnostic analysis, database, strategy, etc.) with a view to improving practices and standards; (ii) take account of the contribution of traditional education to basic education for all, particularly in pre-school, primary, and adult literacy education; (iii) create a bridge for traditional education students and pupils to transition easily into the various levels of the formal education system; and (iv) provide capacity-building and institutional support for the various stakeholders.

Achieving these objectives will involve the following: (i) expansion of training opportunities to provide for the certification and continuing training of the Imams of mosques; (ii) construction and equipment of Waqf mosques and complexes; (iii) organization of seminars and workshops to promote Islamic culture and a spirit of tolerance; (iv) creation of regional bodies responsible for pilgrimages and religious preaching; and (v) definition of a legislative and legal framework establishing standards for the creation and certification (Ijaza) of Mahadras.

### **Literacy**

The emphasis in this field will be on the attainment of the following priority objectives: (i) strengthen the oversight and management of literacy programs; (ii) develop and diversify literacy education opportunities; and (iii) improve the quality of education programs.

The following actions will be taken to attain the above objectives: (i) updating of the SNEA (National Adult Education Strategy), including the revision of curricula; (ii) creation of non-formal basic education centers (CEBNF) for young people not enrolled in school or who have been taken out of school; (iii) revitalization of the educational radio station to promote the anti-illiteracy campaign; (iv) strengthening of the institutional framework of the anti-illiteracy initiative; and (v) the offering of new basic education classes in remote areas.

### **Health and nutrition**

The general objective in the field of **health** is to improve the overall health status of the population through access to quality healthcare, with a view to addressing the challenges the health sector faces. These challenges include: (i) the improvement of geographic access to essential health services and the availability of trained personnel; (ii) the availability of high-quality drugs, vaccines, and supplies; and (iii) strengthening the capacities of healthcare facilities.

To address these challenges, the government will focus on the following priority objectives: (i) strengthen the oversight, good governance, and performance of the sector; (ii) improve universal access to quality healthcare; (iii) strengthen the integrated disease control initiative; and (iv) develop healthcare financing mechanisms.

Implementation of the National Health Development Plan (2012-2020) is expected to bring about a significant reduction in mortality and morbidity rates, particularly: (i) maternal mortality, which will decrease from 626 per 100,000 live births currently to 400 per 100,000 live births by 2015 and to 220 per 100,000 live births by 2020; (ii) neonatal mortality, which will fall from 43 per 1,000 currently to 22 per 1,000 by 2015 and to fewer than 10 per 1,000 by 2020; (iii) infant mortality, which will decrease from 77 per 1,000 currently to 38 per 1,000 by 2015 and to 16 per 1,000 by 2020; (iv) infant-child mortality, which will decline from 118 per 1,000 currently to 58 per 1,000 by 2015 and to 30 per 1,000 by 2020; (v) the incidence of HIV, which will decline from 9.5 per 10,000 currently to 2.6 per 10,000 by 2015 and to 1.2 per 10,000 by 2020; (vi) the incidence of malaria, which will decrease from 17.5 percent currently to 11 percent by 2015 and to 9 percent by 2020; (vii) the prevalence of tuberculosis, which will fall from 86 per 100,000 currently to 60 per 100,000 by 2015 and to 25 per 100,000 by 2020; (viii) the prevalence of AHT (arterial hypertension) in the 16-64 age group, which will drop from 39 percent currently to 35 percent by 2015 and to 30 percent by

2010; and (x)[sic] the prevalence of diabetes in the 16-64 age group, which will decrease from 6 percent currently to 5 percent by 2015 and to 3.5 percent by 2020.

The principal actions envisaged to improve universal access to quality healthcare will entail: (i) the construction, expansion, and rehabilitation of PSs (health stations), CSs (health centers), and DRASs (Health Action Regional Directorates) and hospitals with a view to raising health coverage to 90 percent within a radius of 5 km by 2015; (ii) the purchase of medical equipment for hospitals, CSs, and PASs; (iii) the improvement of staff availability and performance as a result of the implementation of an effective human resources development, management, and training policy responding to the quantitative and qualitative requirements of the public and private sectors; (iv) the implementation of contracting strategies (with retired individuals still able to work) and the establishment of a system to motivate and provide incentives for healthcare personnel; (iv)[sic] improvement of the availability and accessibility of essential, high-quality drugs and medical supplies; and (v) the training of trainers for the 5 nursing schools.

Accompanying measures will be adopted for the implementation of the PNDS (National Health Development Program), including: (i) preparation of the health districting map; (ii) update and validation of the draft law on hospital reform; (iii) update of the national public health code; (iv) preparation of the health master plan; (v) implementation of an effective, specific strategy for the management of hospital wastes; and (vi) the revision of hospital rules and regulations.

In addition, the coverage of the National Health Insurance Fund (CNAM), created in 2005 to provide health insurance for civil servants and military personnel, will be expanded to include the private sector and the employees of public institutions and government corporations.

### **Nutrition**

The principal actions undertaken in 2012-2015 in the field of nutrition will focus on: (i) the establishment of a national assistance fund for vulnerable groups and the coordination of national solidarity initiatives; (ii) the implementation of a targeted multimedia program in community nutrition centers for mothers, pregnant women, and nursing women; (iii) promotion of the use of iodized salt and traditional local products; and (vi) community involvement in nutritional promotion and preventive measures.

### **Employment**

The aim of the national employment strategy is to reduce the rate of unemployment and keep it at acceptable levels.

Accordingly, the objectives for 2012-2015 are to: (i) include job creation in the budgetary programming of public expenditure; (ii) sharpen the professional skills of job-seekers to improve their employability; (iii) promote employment through partnership with the private sector and the adoption of innovative approaches and integration initiatives; (iv) create an overall environment conducive to employment through the establishment of a legal framework and appropriate financing mechanisms; (v) establish a labor market information system; and (vii)[sic] strengthen capacities for coordination, oversight, programming and monitoring-assessment at the sectoral level.

To attain these objectives, the government will take the following steps in the 2012-2015 period: (i) identification of labor-intensive markets and projects (public works and civil engineering, etc.); (ii) census of employment subcontractors; (iii) establishment of a national labor market information system to aid in decision-making and provide reliable, up-to-date information on employment-related developments in Mauritania; (iv) provision of skill formation, retraining, and other training opportunities; (v) establishment of a financing mechanism geared to the needs of job-seekers; (vi) completion of the service centers pilot phase; (vii) strengthening of national capacities for the placement and self-employment of the unemployed, based on their experience and qualifications; and (viii) conduct of an employment survey.

### **Water and sanitation**

To deal with problems related to the lack of available water and the inadequacy of the sanitation system, the government's main objective is to improve sustainable access to safe drinking water and sanitation which is qualitatively and quantitatively sufficient and affordable for all. Moreover, in line with the MDG, Mauritania is committed to halving, by 2015, the proportion of the population without sustainable access to safe drinking water and basic sanitation.



Attainment of the overall objective will be pursued through the following specific objectives: (i) improve access to safe drinking water by ensuring, by 2015, that 74 percent of the population in rural and semi-urban areas has access to a source of safe drinking water; (ii) identify water resources; (iii) optimize the use of surface water; (iv) improve sanitation conditions by ensuring, by 2015, that 70 percent of households have access to an improved sanitation system; (v) promote public-private partnerships in the water sector; and (vi) strengthen the capacities of the various sectoral stakeholders.

Efforts to improve access to water will focus on: (i) ensuring the security of production and distribution (AEPs of Boghé, M'Bout, and Tidjikja); (ii) rehabilitating the Nouakchott distribution system; (iii) increasing the production of the Diguenni, Kankossa, and Néma centers; (iv) mastering drilling techniques and the procurement of material and equipment (Indian project); (v) creating open-air water retention basins; and (vi) constructing AEPs (Aleg AEP, inland AEP centers, AEPs of Nouadhibou, the resettlement area, Aftout Echarghi, Maghta Lahjar, and Chegar).

In addition, the following activities will be carried out: (i) implementation of the Dhar water distribution project; (ii) renovation of 200 pieces of thermal equipment (generator sets, submersible pumps, etc.); (iii) installation of 150 pieces of solar equipment; and (iv) rehabilitation and expansion of 130 AEP systems as well as the construction of an additional 500, of which 200 will be thermal and 300 solar.

To achieve the national and international objectives subscribed to by Mauritania, particularly the MDG, the following projects will be carried out: (i) construction of 375 AEPs in the various wilayas of the country; (ii) supply of safe drinking water to Aftout Echarghi; (iii) implementation of the program for the creation of open-air water retention basins; and (iv) access to safe drinking water for communities traversed by the water main of the Aftout Essahli project.

The activities planned to expand knowledge of water resources will involve: (i) the promotion of integrated water resources management (GIRE); (ii) encouragement of the conveyance of water resources from areas with surpluses to areas with shortages; (iii) the conduct of new general hydrogeological studies in various areas of the country; (iv) the mapping of water resources in each Wilaya at appropriate scales; (v) delineation of the protective and strategic safeguard boundaries of the well fields of major and secondary cities; and (vi) the conduct of a study on water and sanitation access indicators.

Other activities will also be carried out: delineation and mapping of aquifers (including exploratory drilling) for Benichab, Boulenoir, the sheet sandstones of Aioun and Dhar de Néma; deep groundwater prospecting by drilling 5 deep boreholes (more than 400 m) in the Agane, Adrar, and Tagant regions; the national system for monitoring changes in water tables and surface water, including the acquisition and installation of monitoring systems for the southern Wilayas; regionalization of data by creating databases for eight Wilayas.

The emphasis in terms of optimizing the use of surface water will be on: (i) constructing infrastructure to take full advantage of surface water resources (dams, retention basins, etc.); (ii) stepping up investment in the field of tapping surface water resources to satisfy the demand of various users; (iii) training human resources in the control and treatment of surface water; and (iv) designing a database and a geographic information system (SIG) on surface water resources.

In the rural and semi-urban environment, the creation of the National Office for Water Supply Services in Rural Areas (ONSER) will make it possible to improve water supply services, optimize resources, and put an end to the involvement of multiple operators while at the same time guaranteeing greater public participation through water management committees.

As for groundwater, 600 production boreholes will be drilled. Surface water initiatives will include the construction of 500 retention basins and rehabilitation of the Craa lemehrouda dam (Tintane).

Sanitation conditions will be improved by: (i) implementation of the sanitation project in the city of Nouakchott; (ii) the installation of sanitation systems in the cities of Rosso and Nouadhibou; (iii) attainment of the goal of 2,100 "latrinized" villages; (iv) the building of 700 community latrines; and (v) the construction of sludge disposal stations in Nouadhibou and Kiffa.

The main actions to promote public-private partnerships will focus on: (i) the perpetuation of existing investments; and (ii) the optimal management of water infrastructures.

Finally, all these strategies and actions will be supported by a capacity-building pillar for stakeholders that will involve: (i) the expansion of water resources management (GIRE) in the Wilayas; (ii) the recruitment of qualified personnel to strengthen the decentralized services; (iii) the development of a long-term water sector strategy for the 2012-2015 period; (iv) the conduct of thematic studies (regulation of the water and sanitation sector, rate structures, sanitation code, the waste disposal sector, etc.); and (v) the strengthening of DRHAs.

### ***Advancement of women and gender equity***

The principal objective of the policy for the advancement of women is to free women from unjustified social and economic constraints. The policy is also aimed at the integration of the gender dimension into national development policies and strategies.

In order to achieve these objectives, the following actions will be undertaken: (i) the implementation of the National Strategy to Combat Gender-Based Violence and the sectoral program to combat AIDS; (ii) continuation of the public awareness campaign to combat discrimination against women and the dissemination of the Personal Status Code; (iii) the adoption of legislation defining gender-based violence and female genital mutilation as crimes; (iv) the development of a foster family approach for female students from a poor background; (v) reinforcement of microfinance structures in rural areas through income-generating activities; (vi) the development of women opinion leaders; and (vii) the widespread dissemination and implementation of the National Gender Institutionalization Strategy (SNIG).

### ***Childhood***

With regard to early childhood, the principal objective for the period 2012–2015 is to develop, protect, and promote the rights of children.

The actions to be carried out in order to achieve this object involve the following: (i) improving the availability of formal and informal high-quality pre-school care; (ii) the creation of a support and outreach system to promote private and community initiatives; (iii) the development and dissemination of a parental education program at the community level; (iv) initial and continuing education for kindergarten teachers; (v) the development and dissemination of a parental education program; (vi) the establishment of a regional database for planning and monitoring purposes; (vii) the drafting of a general code of children's rights; (viii) support for the spread of regional movements to promote children's rights; (ix) capacity building of the Center for the Protection and Social Integration of Children (CPISE); (x) the creation of systems for the protection of children (VEDAN) at the wilaya level; (xi) the implementation of a multimedia program aimed at mothers, pregnant women, and nursing women; (xii) the implementation of an Information-Communication-Education program focused on disease prevention and screening; and (xiii) efforts to meet the special educational needs of disabled children.

### ***Population policy***

With regard to population policy, the objectives set forth in the PRSP III are still relevant and they are aimed at: (i) reducing the overall fertility rate from 4.7 to 4.2; (ii) capacity building with regard to the implementation and monitoring of the Population Policy Statement; (iii) providing for harmonious regional development that encourages people to stay within their own territories; and (iv) reducing gender inequalities.

These objectives can be achieved through the implementation of the following actions: (i) the adoption of an updated population statement, as well as regional action plans; (ii) the implementation of an Information-Education-Communication strategy for reproductive health; (iii) expanded utilization of reproductive health services; (iv) economic advancement of women; (v) the collection of reliable and updated statistical data on population indicators, taking into account gender and the regional dimension; (vi) consideration of the relationship between population and development; (vii) mobilization of funds for the financing of the National Population Program (PNP); and (viii) strengthening of coordination mechanisms (between the National Population Commission and support structures).

### ***Culture, youth, and sports***

The strategy in the area of culture, youth, and sports is focused on the following objectives: (i) modernization and development of the sectors of culture, youth, and sports; (ii) capacity building of the sector; and (iii) developing the economic value of activities involving culture, youth, and sports, and promoting these activities.

The fulfillment of these objectives will be possible through the implementation of the following actions: (i) modernization of the national museum; (ii) reorganization of the Mauritanian Scientific Research Institute; (iii) creation of a national publishing house and distribution operation; (iv) creation of regional centers for the training of physical education and sports instructors; (v) creation of a national sports academy; (vi) implementation of preservation plans and urban planning guidelines for historic towns; (vii) elaboration of global cultural strategies; (viii) creation of regional laboratories for the treatment and conservation of manuscripts; (ix) organization of special festivals of poetry, art, and music, and implementation of a public awareness campaign focused on safeguarding the country's cultural heritage; (x) organization of and participation in local and international athletic competitions; (xi) support for traditional and artisanal trades in order to contribute to the development of cultural tourism in historic towns; (xii) introduction of sports in curricula in order to promote public awareness of the advantages of physical education and sports; and (xiii) construction of a music recording studio and a 20,000-seat stadium in Nouakchott.

### **Universal access to basic services**

The Mauritanian Government has identified universal access to basic services as one of the top priorities in poverty reduction up to 2015. Within this context, it has launched a progressive policy aimed at ensuring widespread availability of services essential to economic development and social well-being, in particular water, electricity, telecommunications, and information and communications technology services. In addition, the Government plans to continue its policy of gradual withdrawal from all production-related activities in the hydrocarbon sector, diversification of energy sources, and modernization of postal services.

With regard to **electrical power**, the Government's efforts will be centered around four programs that are aimed at: (i) connection to the interconnected grid serving semi-urban localities and agricultural areas; (ii) reinforcement of production capacities and the expansion and rehabilitation of grids; and (iii) electrification of new localities using renewable energy.

Within the context of the **grid-based electrification of new localities**, the projects involve continuation of the electrification of 24 principal towns of the *moughataas* (Phase II) and the electrification of the river valley (the Rosso-Boghé interconnection).

With regard to **new technologies**, there are plans to continue the activities outlined in the PRSP III, and in particular: (i) the delivery of national fiber optic services to the wilayas; (ii) the establishment of a fund for the widespread dissemination of information and communication technologies and capacity building; and (iii) the installation of 120 public telephone booths in certain localities with between 25,000 and 100,000 inhabitants.

### **PILLAR IV: Promoting good governance and capacity building**

In spite of the significant progress that has been made in this area, the promotion of good governance continues to be one of the main challenges facing Mauritania. The special attention that public authorities are supposed to be devoting to achieving the goal of good governance has already been established as part of the PRSP III. This effort will involve the establishment of the most appropriate organizational, legal, economic, and political mechanisms to create a virtuous circle of social transformation in service of the nation.

The objective of creating a modern public administration that is more effective and more efficient, in order to do a better job of serving the population, should be achieved through the strengthening of the institutional and organizational framework, through an improvement in the quality of public service, and through the modernization of human resources management within the government.

Economic governance will receive special attention with a view to achieving greater effectiveness, more transparency and equity, and eliminating corruption.

The strengthening of democracy will be supported by a new vision for action by the state based on a land-use management policy that will guarantee the country's more balanced and more harmonious development.

Finally, in order to ensure that they have a lasting impact, these various measures will be backed up by the implementation of a good environmental governance policy with full participation, which will involve all of the stakeholders in citizen-based supervision of public actions.

### **Democratic governance**

The Government's policy for 2012–2015 with regard to democratic governance has the following objectives: (i) strengthening the justice system; (ii) consolidation of democracy; (iii) promotion of human rights; (iv) parliamentary capacity building; (v) consolidation of national unity; and (vi) combating insecurity and illegal migration.

The reform of the **justice system** will be focused on: (i) legal reform; (ii) improved access to the law and the justice system; (iii) improvement in the quality of human resources; and (iv) improved working conditions, as well as living conditions for prison inmates.

The legal reform will entail: (i) the adoption of a law on real rights; and (ii) the updating of legal texts and thematic studies.

With the aim of guaranteeing access to the law and to the justice system, the following measures are planned: (i) making legal texts available; (ii) providing every jurisdiction with a library and access to legal databases; and (iii) improving the responsiveness to and communication with users of public services in the justice system.

The improvement in the quality of human resources will be achieved through the strengthening of the ENAJM and the drafting and implementation of a continuing education plan for judicial personnel, taking into account their specialized needs.

With regard to improved working conditions, as well as living conditions for prison inmates, there are plans to implement a court and prison infrastructure program through: (i) the renovation of existing court and prison buildings; (ii) the construction of new court and prison facilities; (iii) continuation of efforts aimed at the computerization and modernization of services; and (iv) the introduction of a statistical monitoring mechanism for court decisions and the operation of the sector.

In terms of the **consolidation of democracy**, the actions that are planned are centered around: (i) improvement of the legal framework for political parties and associations; (ii) the codification of the electoral system; (iii) the establishment and maintenance of the National Independent Electoral Commission (CENI) as a permanent structure; (iv) the widespread dissemination of the concepts of democracy and public freedoms; (v) regular annual updating of the voter registration rolls; and (vi) updating of the computer system for the handling of elections.

With regard to **human rights**, the planned actions will guarantee respect for human rights in accordance with the policy guidance and priorities of the PRSP. These actions are intended to support: (i) targeted programs for the reintegration of refugees and the definitive resolution of disputes related to humanitarian issues; and (ii) efforts aimed at the advancement of the most vulnerable segments of society or victims of injustice within the framework of the Program to Eradicate the Legacy of Slavery (PESE).

Within the area of **parliamentary capacity building**, the planned activities involve: (i) the modernization of infrastructure and equipment; (ii) the establishment of an effective information and communication system; (iii) improvements in translation services, electronic voting, and documentation; and (iv) the development of international interparliamentary exchanges.

The consolidation of **national unity** is an imperative for preserving the gains that have been made and it serves as a guarantee of the reconstruction of the state, the effectiveness of its institutions, and of the rehabilitation of the law. The efforts that have been made to date will be continued through the following actions: (i) the elaboration and implementation of a national strategy for eradication of the legacy of slavery; (ii) continuation of the program for the integration of refugees and the activities of the ANAIR; and (iii) the establishment of frameworks for consultation and conflict management mechanisms at the national and local levels for the purpose of resolving all of the cases involving human rights and strengthening the national dialogue.

With regard to **security and migration**, and with the aim of coping with the threats related to drug trafficking, terrorism, cross-border crime, and illegal immigration, the actions initially outlined under the PRSP are still relevant. These include: (i) the implementation of a national migration strategy; (ii) strengthening of the resources and skills of the armed forces and security forces; and (iii) strengthening of cooperation at the regional and international levels.

### ***Territorial and local governance***

The Government's strategy in this area is centered around the following key elements: decentralization, devolution, and land-use management.

With regard to decentralization and land-use management, the targeted objective is the transformation of the territorial landscape through a new institutional coupling and a balanced vision of territorial development inspired by the guidelines set forth in the PRSP III. The planned actions refer to the statement of the decentralization and local development policy adopted in April 2010, which focused on the following key elements: (i) the reinforcement and consolidation of the institutional process of decentralization; (ii) the promotion of local development; (iii) financial capacity building of local authorities; (iv) expansion of the geographical scope of decentralization; and (v) greater mobilization and education of the public.

The actions that are to be carried out involve: (i) expansion of the geographical scope of decentralization; (ii) refinement of the legal framework for decentralization; (iii) strengthening of the framework for communities and their capacities, financial capacity building of local authorities; (iv) expansion of the geographical scope of decentralization [sic]; and (v) greater mobilization and education of the public.

As far as **devolution** is concerned, it will be guided by a push toward modernization of the territorial administration based on: (i) the implementation of a coherent system for the partitioning of land; (ii) the improvement of working conditions for authorities through the upcoming adoption of more suitable staff rules; (iii) the establishment of a program for the recovery and rehabilitation of administrative archives in local districts; and (iv) the construction and/or rehabilitation of offices and residences of administrative authorities.

With regard to **land-use management**, the planned actions involve: (i) the adoption of a framework law on land-use management; (ii) the drafting of a national land-use management plan; (iii) operationalization of the land-use management monitoring center; (iv) operationalization of the Commission on Geographical Names; (v) the repatriation and updating of Mauritania's cartographic holdings from the National Institute of Geographic and Forest Information (IGN) and the establishment of a geographical reference database for the country; (vi) the implementation of new phases of the VAINCRE program and Urban Development Program with the aim of raising the standard of living of target populations through improved governance and local development; and (vii) the creation of the National Geographic Information Commission.

### ***Environmental governance***

In the area of environmental governance, the strategic objectives are still pertinent. They consist of: (i) taking the environmental dimension into account in development strategies and programs; (ii) strengthening environmental governance; and (iii) building national capacities for monitoring climate change.

Consideration of the environmental dimension in development strategies and programs will be carried out through the following, among other actions: (i) developing the economic value of natural capital; (ii) soil restoration; (iii) integrated management of water resources, fishery resources, forests, and ecosystems, assigning particular importance to natural sites and wetlands; (iv) conservation of biodiversity; and (v) increased involvement of local stakeholders in the management of these resources.

The strengthening of environmental governance will be carried out through: (i) the updating of institutional mechanisms governing the sector; (ii) institutionalization of the consideration of the environment in all planning processes; (iii) strengthening of oversight and compliance with environmental regulations; (iv) development of access to environmental information and management and planning tools involving the stakeholders; (v) establishment of a monitoring instrument or environmental police, supported by the rehabilitation of the water, forest, and hunting ranger service; (vi) the development of coastline management tools; and (vii) the implementation of tools provided for under guidelines that have been produced as a result of extensive consultations.



With regard to climate change monitoring, this involves the implementation of the following actions: (i) continuation of pilot projects to protect against coastal erosion and to protect the city of Nouakchott against sea level rise and sand build-up; (ii) the integration of risk and natural disaster management into sectoral policies; (iii) allocation of the appropriate resources to the structures concerned; and (iv) operationalization of the environmental database.

Finally, specific programs will be put into place in order to provide for national capacity building (government and civil society) in a sector whose cross-cutting nature requires expertise and high-quality human resources who are capable of integrating environmental concerns into development strategies, programs, and projects.

### **Administrative governance**

In the area of administrative governance, the targeted objectives are as follows: (i) improvement of the institutional and organizational framework; (ii) development of the economic value of human resources; (iii) improvement in the quality of public services and the relationship with users; and (iv) development of information and communication technologies.

With regard to **strengthening the institutional and organizational framework**, the planned actions involve: (i) the reorganization of public administration in accordance with the strategic objectives; (ii) the elaboration of a devolution plan to support decentralization; and (iii) the optimization, formalization, and automation of public administration management procedures and methods.

As far as **developing the economic value of human resources** is concerned, the efforts will be focused on: (i) the continuation of reforms aimed at legal provisions concerning the harmonization and simplification of the remuneration system for government employees through the adoption of specific staff rules and addressing the situation of nonpermanent personnel; (ii) the establishment of a code of conduct; (iii) the drafting of a procedural manual for human resources management and an information guide regarding regulations and ethics for government employees; (iv) the establishment of a planning system for posts and personnel; and (v) the drafting and implementation of continuing education plans for government employees.

In addition, the measures planned for the **strengthening of the institutional and organizational framework** and human resources should contribute to an improvement in the quality of public services. This improvement will be the result of a number of actions involving: (i) the drafting of a priority plan for the renovation and maintenance of administrative equipment and the adaptation of the equipment budget to the new investment needs; (ii) the simplification of administrative procedures and paperwork; (iii) widespread application and expansion of the mechanism for communication between the administration and its users (the creation of new operational welcome centers, information centers, and assistance centers for the public); (iv) the drafting of a public services charter; (v) the reorganization and digitization of administrative archives; and (vi) the institutionalization of the obligation to meet user demand and to provide the reasons for administrative actions.

Finally, with regard to **strengthening the use of information and communication technologies**, which have a vital impact on the performance and quality of services provided by the administration, the emphasis will be on the continuation of efforts to integrate central administrative bodies within a broadband network so as to enable them to collaborate and make use of sectoral information systems that will be managed on a shared basis so as to reduce costs and to make up for the shortage of qualified personnel.

### **Economic governance**

Economic governance will be provided for through better control of the planning and programming process, and the development of the statistical tools and information systems. These measures will be supported by program budgeting and efficient and transparent management of public resources, and efforts to combat all forms of corruption and mismanagement.

With regard to **planning and programming**, the recommended measures should allow for the following: (i) the continuation of work on the alignment of different economic and financial programming tools (PRSP, MTEF, PIP, and the Initial Budget Law (LFI)); (ii) the establishment of a system for monitoring the macroeconomic environment and capacity building in the area of modeling and elaboration of the MTEFs; (iii) the annual updating of the global MTEF; (iv) the basing of the budget law on the MTEF, as well as the presentation of the budget following an approach that is consistent with a functional and economic



nomenclature; (v) capacity building among personnel in the area of macroeconomics and statistics; and (vi) the establishment of tools for the ongoing assessment of public policies.

In terms of the **development of statistics and information systems**, there are also plans to carry out: (i) the organizational and institutional reform of the National Statistical Office and the operationalization of the statistics function within ministries; (ii) the General Population and Housing Census (RGPH); (iii) the General Agriculture and Livestock Production Census (RGAE); (iv) targeted surveys of employment and the informal sector, poverty (the Rolling Survey of Living Conditions, or EPCV), and maternal and child health (MICS); (v) the development of various monitoring tools; and (vi) capacity building among national officials responsible for statistical functions.

As for **improvement of the effectiveness and transparency** of public asset management, the action plan for the period also includes proposed measures to mobilize resources and to increase the effectiveness of public expenditures. These will be carried out through: (i) the implementation of a master plan for public finance reform; (ii) the streamlining and simplification of channels for the handling of authorizations, payments, and clearing procedures; (iii) reallocation measures and stricter observance of ethical standards with regard to common expenditures through the assignment of funds earmarked for specific operations to the ministerial departments concerned; (iv) more efficient government spending on transportation and housing for government officials and staff; (v) modernization of the customs and tax administrations; and (vi) the strengthening of oversight institutions (the Court of Auditors, the Office of the State Inspector General, the Office of the Inspector General for Finance, and the internal audit functions of ministerial departments).

The efforts aimed at improving economic governance will be consolidated through the planning of key measures in the following areas: (i) the coordination of foreign aid; (ii) the management of state property; and (iii) the reorganization of publicly owned enterprises.

As for the **coordination of foreign aid**, the priority actions will be directed at: (i) the development of an integrated information system for foreign aid; and (ii) the dissemination of reports concerning this aid and, in accordance with the spirit of the Paris Declaration on Aid Effectiveness, the establishment of more effective mechanisms for coordinated management of programs and projects with technical and financial partners, while promoting better alignment and harmonization with partners and gradual movement toward budget assistance to replace projects that have certain counterproductive effects on the public authorities, which are becoming increasingly evident.

With respect to the **management of state property**, the proposed measures are: (i) the removal of constraints that are hindering the establishment of the accrual-based accounting that was initiated in recent years; (ii) capacity building of the Land Office General Directorate through the establishment of a land information system, or a national land register; (iii) performance of operations involving the recovery/development of public land, in particular land in the city of Nouakchott; (iv) development of the Bay of Nouadhibou; and (v) the performance of land inventory operations and the demarcation of public land in regional capitals.

In terms of the restructuring of publicly owned enterprises, the planned measures involve: (i) more effective management through the revision of texts from 1990; (ii) the strengthening of program contracts; (iii) the adoption of codes of conduct; and (iv) the standardization of methods for the collection of information and for budget projections.

With regard to anti-corruption efforts, priority will be given to the performance of the following actions: (i) the implementation of the National Anti-Corruption Strategy (SNLC); (ii) the ratification of all of the international conventions on corruption and accession to all of the related treaties; and (iii) the adoption and implementation of the SNLC action plan.

As for **public oversight of government actions**, the Mauritanian Government has set as a priority for the coming years the strengthening and promotion of an organized civil society that is fully cognizant of its responsibilities with respect to governance. Major efforts will be undertaken by the media and nongovernmental organizations to promote real citizen oversight at all levels of public life.

In the area of **communication**, in addition to the liberalization of the audiovisual sector, the selected actions will be focused on: (i) the deepening of reforms already undertaken; (ii) the elaboration and implementation of a communication strategy; (iii) the elaboration of a media development strategy; and (iv) institutional, human, and technical capacity building among the various participants in the press and communication sector.

With regard to the Government-Donors-Private Sector-Civil Society consultation process, the objective is to establish a genuine, ongoing dialogue among all of the stakeholders, which will go beyond the PRSP formulation process and implementation monitoring, and will address the entire range of issues related to the country's economic and social development.

As for **civil society organizations**, the measures aimed at optimization of their action plan and capacity building involve: (i) the performance of mapping independently of the civil society organizations, led by a committee that is made up of representatives of civil society and the Government and that is open to observation on the part of technical and financial partners; (ii) the establishment of a National Civil Society Capacity Building Fund (FNRC/SC); (iii) the creation of a structure called "Dar el Moujtama Elmedeni" (the Civil Society Center), equipped with an operational documentation center; (iv) the elaboration of a mechanism for monitoring the activities of international NGOs, which also requires an association with local partners for activities on the ground; (v) facilitation of access to bank loans and to microfinance institutions for small civil society organizations; and (vi) a study on the establishment of an independent civil society monitoring center.

#### ***PILLAR V: Enhanced steering, monitoring, evaluation, and coordination of the PRSP***

The operationalization of the PRSP III monitoring and evaluation system is a priority for the Government and an imperative for the consolidation of the sectoral programming tools with the strategic directions. The principal objectives identified in this area are still relevant. They include: (i) the operationalization of the existing institutional mechanism; (ii) the establishment of an effective monitoring and evaluation system and regular reporting tools; (iii) the design and implementation of mechanisms that provide for better coordination of participation by all of the stakeholders in poverty reduction efforts (the Government, elected officials, civil society, the private sector, development partners); (iv) the operationalization of the PRSP process; and (v) the elaboration and implementation of an integrated communication strategy for development policy.

#### **The institutional mechanism for monitoring the implementation of the PRSP III**

During the 2012–2015 period, the steering and consultation process related to monitoring the implementation of the PRSP III will continue to be based on a mechanism that is organized around three entities: the Interministerial Poverty Reduction Committee, the Consultation Committee on Poverty Reduction, and the Donors' Committee.

The system should continue the logic already defined in the current PRSP monitoring and evaluation mechanism, while seeking to make it operational and more effective. The number of technical sectoral committees should be reduced to just one per ministry. Their composition should be limited to the principal sectoral stakeholders. The institutional mechanism of the PRSP II will be simplified by relying more on operational monitoring structures at the sectoral level. The priority will be to provide for more systematic circulation of information among the various stakeholders and to harmonize the reporting tools.

The new PRSP Monitoring and Evaluation Department will play a central role in coordinating the activities of the technical sectoral committees, in consolidating their sectoral contributions, and in communicating them to the various structures concerned, in particular the Technical Committee on Poverty Reduction.

The institutional structure for guiding the PRSP III monitoring and evaluation process should create capacities for the ongoing mobilization of sectoral stakeholders whose hierarchical position will enable them to provide a range of information that is often scattered throughout the various services and projects of ministries.

#### **The monitoring and evaluation system and regular reporting tools**

The PRSP III monitoring system is centered around the following components: (i) a global steering scorecard (progress in implementation of the PRSP is summarized by a number of indicators, EPCV, Harmonized Index of Consumer Prices (HICP), etc.), which is administered by the MAED and based on data from sectoral scorecards; (ii) sectoral scorecards prepared on a quarterly and annual basis, which allow for the monitoring of various aspects of the PRSP; (iii) three general reporting tools, including a quarterly executive summary, a semi-annual report, and an annual review report; and (iv) an information system that supports the rest of the other components.

The management of the scorecards should be facilitated by the creation of a software application that allows for a substantial reduction in the time required for the updating of data and for the harmonization of reporting tools.

The information system for the monitoring and evaluation of the strategy will continue to be centered around three components: (i) “monitoring of household living conditions”; (ii) “program and project monitoring”; and (iii) “impact assessment.”

These different subsystems will be based on a matrix of indicators that meets the needs of PRSP monitoring and evaluation, without running the risk of having indicators that are not available. Given that the various areas of the PRSP are not all covered by a performance or implementation indicator, the matrix should be scalable.

### Coordination

The Government will pursue the PRSP III coordination objectives together with both the sectoral stakeholders and technical and financial partners. The operationalization of the mechanism should be based on the assignment of more responsibility to the technical ministries for implementation monitoring. This responsibility is necessary in order to provide for better ownership of the PRSP approach on the part of the various stakeholders and to strengthen the relationship between the PRSP coordination structure and the sectoral departments.

Within the context of the **alignment and harmonization** of foreign aid, the Government will continue the efforts undertaken as part of the implementation of the Paris Declaration through the following actions, in particular: (i) the implementation of a national action plan for the implementation of the Paris Declaration; (ii) the elaboration of a master plan for public finance reform; (iii) the implementation of reforms that should enable the country to become eligible for budget support that will eventually replace the project approach; (iv) alignment of all of the programming tools (PRSP, MTEF, PIP, LFI); and (v) coordination with technical and financial partners, which will be carried out through periodic meetings (semi-annual monitoring meetings, a consultative group, roundtables, etc.).

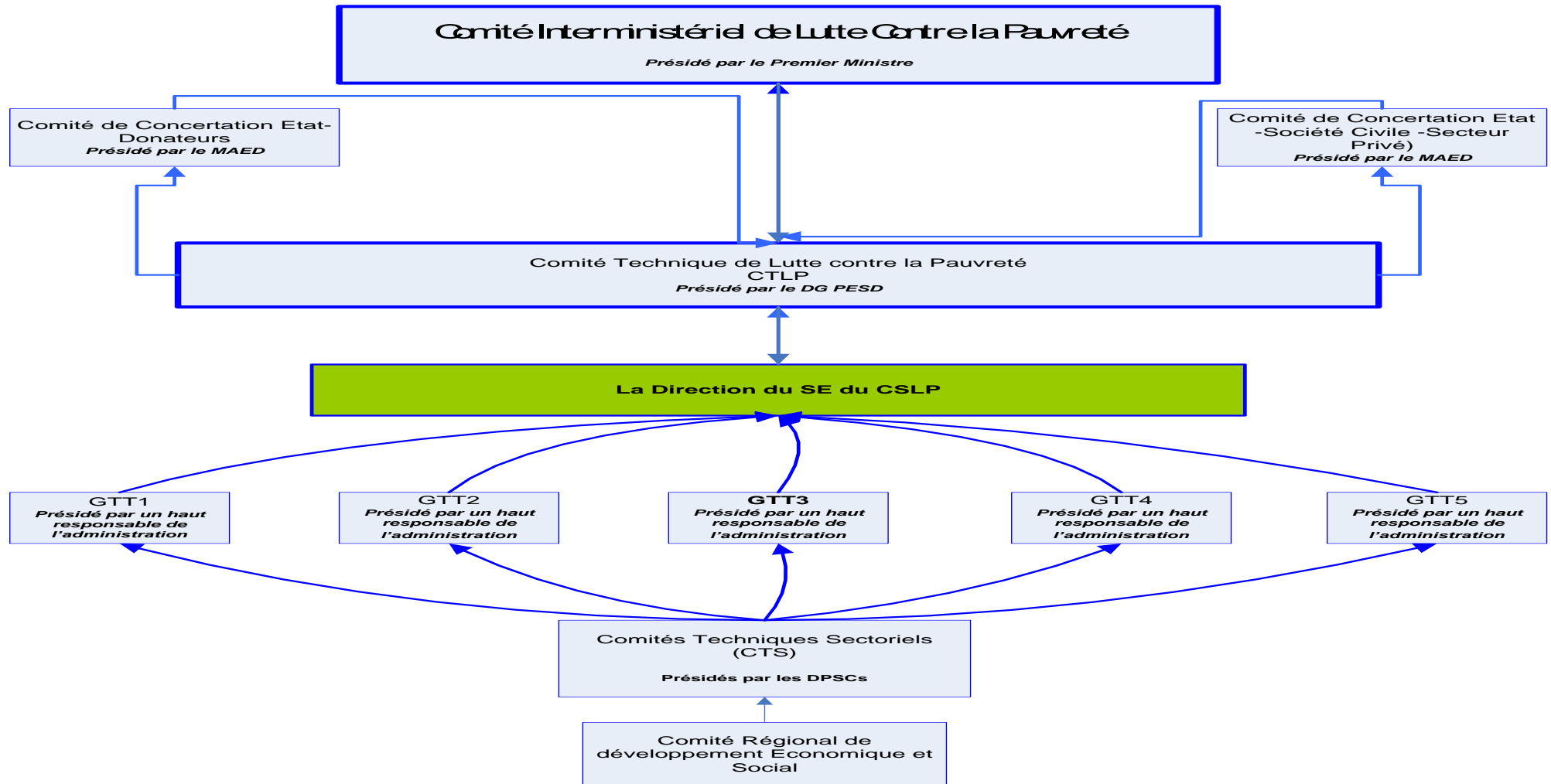
With regard to the **streamlining of mechanisms**, the following actions will be undertaken: (i) an analysis of the weaknesses of the current mechanism; (ii) capitalization on successful experiences in this area in other countries; (iii) the organization of a consultation process that brings together all of the stakeholders; and (iv) the drafting and adoption of a framework law on monitoring and evaluation in Mauritania.

Finally, in order to improve the quality of the data produced, the National Statistical Office will provide for the production and broad dissemination of the figures needed for the monitoring and evaluation of the poverty reduction strategy, making use of the appropriate media. During the 2012–2015 period, the National Statistical Office will lead the implementation of the following actions: (i) nutritional surveys (two per year); (ii) annual surveys of enterprises in the formal sector; (iii) annual survey of food security; and (iv) ex-ante and ex-post surveys for the evaluation of public programs.

### Operationalization of the PRSP

The operationalization of the PRSP will be carried out at the regional level through the monitoring and implementation of Regional Poverty Reduction Programs (RPRPs). The Regional Economic and Social Development Committees (CRDES), in addition to steering, direction, validation, and allocation and mobilization of development funds, are responsible for monitoring the implementation of the PRSP at the regional level. Finally, at the national level, this operationalization will be sought through the revision of sectoral and thematic reports and their adaptation to the priorities and ultimate choices of the PRSP. This revision will take into account the integration of the monitoring and evaluation system and the reporting tools, as well as the constraints of the MTEF.

**ANNEX 1. INSTITUTIONAL ARRANGEMENT FOR MONITORING PRSP IMPLEMENTATION (key on following page)**



Key to Annex 1:

From top to bottom and from left to right :

Interministerial Consultative Committee on Poverty Reduction– chaired by the Prime Minister

Government-Donor Consultative Committee – chaired by the MAED (Ministry of Economic Affairs and Development)

Government-Civil Society-Private Sector Consultative Committee – chaired by the MAED

Technical Committee on Poverty Reduction (CTLP) – chaired by the DG PESD (Directorate General of Economic Policy and Development Strategies)

Directorate of PRSP Monitoring and Assessment

Thematic Technical Groups (GTT1 – GTT5) - chaired by a senior government official

Sectoral Technical Committees (CTS) – chaired by the DPSC (Directorate of Planning and Monitoring Cooperation)

Regional Economic and Social Development Committee

## ANNEX 2. MATRIX OF PRIORITY ACTIONS 2012-2015

In Millions of MRO

PILLAR 1 Accelerate growth and preserve overall macroeconomic stability							1,046,047.57
Macroeconomic framework							0
Macroeconomic performance							0
Priority actions	Start	End	Responsible entity	Financing	Type	Amount	
Achieve an annual average GDP growth rate of 6%	2012	2015	MAED				
Keep inflation below 5.7%	2012	2015	BCM				
Increase foreign exchange reserves to the equivalent of 4.4 months of imports by 2015	2012	2015	BCM				
Lower the budget deficit, including grants, to 2.5% of non-oil GDP on average during 2011-2015	2012	2015	MF				
Reduce the current account deficit, excluding official transfers, to 2.9 % of GDP by 2015	2012	2015	BCM				
Structural reforms							1,690.96
Private sector development							1,690.96
Priority actions	Start	End	Responsible entity	Financing	Type	Amount	
Prepare a PPP development plan in the irrigated agriculture sector for the development of key agricultural subsectors	2014	2016	MDR	Not obtained	PPP	315	
Prepare a private sector development strategy	2012	2015	MAED				
Finalize the investment code	2012	2015	MAED				
Research fund for the promotion of investment	2013	2015	MAED	Obtained	BUDGET		
Implement a Nouadhibou Bay Integrated Development Program	2014	2015	MAED	Not obtained	GRANT	500	
Project to Improve the Business Climate	2009	2013	MAED	Obtained	QUASI-GRANT	875.961	
Strengthen the one-stop window to facilitate the administrative formalities involved in setting up a business							



Year 2011

Reform of incentive systems							0
Access to bank loans							0
Priority actions	Start	End	Responsible entity	Financing	Type	Amount	
Implement the FSAP action plan	2012	2015	BCM				
Establish a credit bureau	2012	2015	BCM				
Strengthen regulation and supervision of the sector	2012	2015	MF/BCM				
Strengthen SMEs' ability to produce reliable financial statements	2012	2015	MCIAT/MF				
Legal framework for business							0
Priority actions	Start	End	Responsible entity	Financing	Type	Amount	
Put in place a legal and institutional framework for the development of PPPs	2012	2015	MAED				
Increase the private sector's contribution to contractual compliance and the recovery of debts	2012	2015	MAED				
Strengthen the judicial system (business law)	2012	2015	MAED				
Revise the Commercial Code based on the revision of the Investment Code	2012	2015	MAED				
Revise the Labor Code based on the revision of the Investment Code	2012	2015	MAED				
Tax policy							0
Priority actions	Start	End	Responsible entity	Financing	Type	Amount	
Modernize, integrate, and disseminate the IT system	2012	2015	MF				
Adopt and implement a new customs code.	2012	2015	MF				
Rehabilitate the profession of customs commissioner.	2012	2015	MF				
Create deferred inspection sections at the local level	2012	2015	MF				
Connect the deferred inspection, ex post inspection, risk management, and information units to ASYCUDA	2012	2015	MF				
Establish a mechanism for consultation and communication between customs and the private sector	2012	2015	MF				
Prepare receiver of customs procedures	2012	2015	MF				
Prepare and implement specific rules and regulations for customs personnel	2012	2015	MF				

Year 2011

Simplify the tax system

2012 2015 MF

**Establishment of procedures to improve financing of the economy**

0

Monetary policy

0

Priority actions	Start	End	Responsible entity	Financing	Type	Amount
Enhance market transparency, increase transactions	2012	2015	BCM			
Modernize and increase the flexibility the foreign exchange market	2012	2015	BCM			
Encourage the creation of a special debt repurchase unit						
Define criteria for selecting external auditors and auditors eligible to audit credit institutions	2012	2015	BCM			
Create an agency to refinance microfinance institutions	2012	2015	BCM			
Launch a study to determine the prerequisites for the establishment of a financial market	2012	2015	BCM			
Securitize the BCM claim on the Treasury	2012	2015	BCM			
Develop Islamic financial products	2012	2015	BCM			
Create a development savings and loan fund	2012	2015	BCM			

Capacity-building

0

Priority actions	Start	End	Responsible entity	Financing	Type	Amount
Develop a business culture specific to the BCM	2012	2015	BCM			
Establish an information system at the BCM	2012	2015	BCM			
Develop the human resources of the BCM	2012	2015	BCM			

**Trade**

0

Foreign trade

0

Trade and private sector support program	2011	2014	MAED/MCIAT	Obtained	GRANT	1755
Capacity-building for entities involved in APEs	2012	2015	MCIAT			

Facilitate trade and promote exports	2012	2015	MCIAT
Support the upgrading and diversification of high-potential sectors	2012	2015	MCIAT

Year 2011

<u>Competition</u>							0
Priority actions	Start	End	Responsible entity	Financing	Type	Amount	
Define a strategy to combat anti-competitive practices	2012	2015	MCIAT				
Define systems to protect private property rights	2012	2015	MCIAT				
Define a legal framework governing the granting of public assistance	2012	2015	MCIAT				
Develop and implement a legal framework for competition	2012	2015	MCIAT				
<b>Infrastructure</b>						662,038	
<b>Transport</b>						586928.4861	
<b>Institutional support</b>						4210.7	
Priority actions	Start	End	Responsible entity	Financing	Type	Amount	
Support the reform of the land transport subsector in Mauritania	2009	2013	MET	Obtained	GRANT	800.7	
MET research fund	2010	2014	MET	Obtained	BUDGET	2020	
Technical Assistance and Capacity-Building Project in the Transport Sector	2010	2013	MET	Obtained	QUASI-GRANT	1160	
Technical Assistance and Capacity-Building Project in the Transport Sector	2010	2013	MET	Obtained	BUDGET	230	
<b>Road maintenance</b>						400	
Priority actions	Start	End	Responsible entity	Financing	Type	Amount	
Supervision of road maintenance work	2009	2013	MET	Obtained	BUDGET	400	
<b>Airport infrastructure</b>						2287.29	
Priority actions	Start	End	Responsible entity	Financing	Type	Amount	
Acquisition of airport security equipment	2012	2015	MET	Not obtained	GRANT	780	
Construction of an international airport in Nouakchott	2011	2016	MET	Obtained	PPP		
Installation of tracking instruments across the country	2012	2015	MET	Not obtained	GRANT	1015	
Bring inland airports up to standards	2011	2012	MET	Obtained	BUDGET	492.29	

Year 2011

Other infrastructure							555
Priority actions	Start	End	Responsible entity	Financing	Type	Amount	
Equipment of meteorological stations	2005	2012	MET	Obtained	BUDGET	555	
Port infrastructure							103390
Priority actions	Start	End	Responsible entity	Financing	Type	Amount	
Construction of a container wharf in Nouakchott	2012	2015	MET	Not obtained	PPP	30000	
Nouakchott Port Development Project	2008	2011	MET	Obtained	GRANT	390	
Project to expand the Autonomous Port of Nouakchott/PAN PA	2009	2012	MET	Obtained	LOAN	73000	
Road infrastructure							476085.4961
Priority actions	Start	End	Responsible entity	Financing	Type	Amount	
Construction of the Tidjikja - Kiffa-Mali Border road (Section 1/92 km)	2013	2015	MET	Not obtained	LOAN	16000	
Construction of the Tidjikja - Kiffa-Mali Border road (Section 2/70 km)	2013	2015	MET	Not obtained	LOAN	10000	
Construction of the Tidjikja - Kiffa-Mali Border road (Section 3/108 km)	2013	2015	MET	Not obtained	LOAN	18000	
Construction of the Tidjikja - Kiffa-Mali Border road (Section 5/97km)	2013	2015	MET	Not obtained	LOAN	17500	
Construction of the Tidjikja - Kiffa-Mali Border road (Section 6/99 km)	2013	2015	MET	Not obtained	LOAN	15000	
Construction of the Aweinat Zebel-Diguenni road (84 km)	2013	2016	MET	Not obtained	LOAN	14000	
Rehabilitation of the Tintane-Nema road	2013	2016	MET	Not obtained	QUASI-GRANT	45084	
Rehabilitation of the Boutilimit-Aleg road	2014	2017	MET	Not obtained	QUASI-GRANT	12300	
Rehabilitation of the Boghe-Kaedi road	2014	2017	MET	Not obtained	QUASI-GRANT	12285	
Opening up of the Aftout Chergui area	2014	2017	MET	Not obtained	LOAN	12480	
Opening up of the Aftout Chergui area	2014	2017	MET	Not obtained	LOAN	10920	
Opening up of the Aftout Chergui area	2014	2017	MET	Not obtained	LOAN	10140	
Opening up of the Aftout Chergui area	2014	2017	MET	Not obtained	LOAN	5980	
Construction of a container wharf in Nouakchott	2014	2017	MET	Not obtained	PPP	30000	
Construction of the Nouakchott beltway	2014	2017	MET	Not obtained	LOAN	35510	
Construction of the Nema-Amourj-Mali Border road (Section1/74 km)	2013	2015	MET	Not obtained	LOAN	11500	

Year 2011

Construction of the Nema-Amourj-Mali Border road (Section2/67km)	2013	2015	MET	Not obtained	LOAN	9000
Construction of the Nema-Bassikounou-Fassala road	2013	2017	MET	Not obtained	LOAN	37400
Construction of the Kseir-Torchane-Choum road	2014	2017	MET	Not obtained	GRANT	7000
Study of the Tiguent Mederdra-Rkiz-Boutlimit road	2011	2013	MET	Obtained	GRANT	81
Construction of the Kiffa-Kankossa road	2010	2014	MET	Obtained	Leasing	6046.65
Construction of the Kiffa-Kankossa road	2010	2014	MET	Obtained	LOAN	4090.5
Construction of the Atar-Tidjikja road	2007	2012	MET	Obtained	LOAN	3960.91
Construction of the Nema-Bassikounou-Fassala road	2012	2016	MET	Obtained	Istisnaa	2911.95
Construction of the Nema-Bassikounou-Fassala road	2012	2016	MET	Obtained	Leasing	2085.75
Reinforcement of the Nouakchott-Rosso road	2010	2013	MET	Obtained	QUASI-GRANT	5390.241
Expansion of the Autonomous Port of Nouakchott known as Port de l'Amitié	2008	2012	MET	Obtained	LOAN	1957.086
Opening up of the Aftout Chergui area	2010	2013	MET	Obtained	LOAN	24216.92308
Rehabilitation of the Espoir road sections 2&4 between Kiffa and Tintane	2008	2013	MET	Obtained	LOAN	16416
Construction of the Atar-Tidjikja road	2007	2013	MET	Obtained	LOAN	9504
Construction of the Atar-Tidjikja road	2007	2012	MET	Obtained	LOAN	4924.8
Construction of the Atar-Tidjikja road	2009	2013	MET	Obtained	LOAN	5400
Reinforcement of the Nouakchott-Rosso road	2011	2014	MET	Obtained	GRANT	17901
Construction of the Kaédi-Mbout-Sélibaby-Gouraye road	2006	2012	MET	Obtained	GRANT	30300.426
Technical assistance for the MET and the ENER	2006	2013	MET	Obtained	GRANT	1088.1
Urban road work in Nouakchott	2010	2015	MET	Obtained	BUDGET	9711.16

## Energy

65209.75

Priority actions	Start	End	Responsible entity	Financing	Type	Amount
Generation-Transmission Master Plan	2011	2012	MPEM	Obtained	LOAN	100
Rate study	2011	2012	MPEM	Obtained	LOAN	50
120 MW Duale Plant	2011	2014	Somelec	Obtained	LOAN	60000
Major Natural Gas Project	2011	2020	MPEM	Not obtained	PPP	300000
15 MW PV plant	2011	2013	MPEM	Obtained	GRANT	18000



Year 2011

30-40 MW wind farm in Nouakchott	2011	2014	MPEM	Not obtained	LOAN	16000
Nouadhibou wind farm	2012	2016	MPEM	Not obtained	LOAN	
Transport lines	2012	2016	MPEM	Not obtained	LOAN	
5 MW hybrid solar plant in Kiffa	2012	2016	MPEM	Obtained	LOAN	8000
Hybrid solar/hydro/diesel plant in Aftout	2012	2016	MPEM	Obtained	GRANT	7000
Solar hybridization of 8 semi-urban plants	2012	2016	MPEM	Obtained	LOAN	
Consolidation and hybridization of plants	2012	2016	MPEM	Not obtained	LOAN	
Energy efficiency (PELEC 2)	2012	2016	MPEM	Obtained	GRANT	1894
<b>ICTs</b>						<b>9,900</b>
<b>Priority actions</b>	<b>Start</b>	<b>End</b>	<b>Responsible entity</b>	<b>Financing</b>	<b>Type</b>	<b>Amount</b>
Fiber optic connection to the international network via undersea cable (ACE)	2011	2012	MDEFPNT	Obtained	LOAN	9,000
Establish an Internet oversight/ICT outreach center	2012	2012	MDEFPNT	To be raised	BUDGET	300
Make second-level support and collaboration tools available to Internet users	2012	2014	MDEFPNT	Obtained	BUDGET	600
With the Ministry of Health, implement the Pan-African Online Services Project in Mauritania with the Indian government	2012	2012	MDEFPNT	Obtained	LOAN	
Establish a distance learning system	2013	2015	MDEFPNT	Not obtained	LOAN	2,000
Adopt the National Information and Communication Technologies Strategy	2012	2012	MDEFPNT	Obtained	GRANT	0.02
Establish steering bodies for the National Information and Communication Technologies Strategy	2012	2012	MDEFPNT			
Assess the reform of the telecommunications sector and update its legal and regulatory framework	2012	2015	ARE/DGTIC			
<b>Growth sources</b>						<b>382318.376</b>
<b>Oil</b>						<b>4641.74</b>
<b>Petroleum geology</b>						<b>4641.74</b>
<b>Priority actions</b>	<b>Start</b>	<b>End</b>	<b>Responsible entity</b>	<b>Financing</b>	<b>Type</b>	<b>Amount</b>
Mining Sector Capacity-Building Project (PRISM I)	2009	2013	MPEM	Obtained		4641.74

Year 2011

Conduct a petroleum databank feasibility study	2012	2015	MPEM			
Create a reliable, automated petroleum register	2012	2015	MPEM			
<b>Crude hydrocarbons</b>						0
Closely monitor oil operations as well as contractual commitments	2012	2015	MPEM			
Ongoing drilling	2012	2015	MPEM			
Development of national skills (Ministry and SMH)	2012	2015	MPEM			
<b>Mines</b>						4641.74
<b>Priority actions</b>	<b>Start</b>	<b>End</b>	<b>Responsible entity</b>	<b>Financing</b>	<b>Type</b>	<b>Amount</b>
Mining Sector Capacity-Building Project (PRISM I)	2009	2013	MPEM	Obtained		4641.74
Diversify the search for new mineral resources	2012	2015	MPEM			
Begin working the BOFAL phosphate deposit	2013	2015	MPEM			
Launch development of the TASADIT iron ore deposit	2013	2015	MPEM			
Technical capacity-building for the OMRG (Mauritanian Geological Research Office)	2012	2015	MPEM			
Production at the quartz deposit in the Nouadhibou area	2012	2015	MPEM			
<b>Fisheries</b>						149206.676
<b>Other infrastructure</b>						149206.676
<b>Priority actions</b>	<b>Start</b>	<b>End</b>	<b>Responsible entity</b>	<b>Financing</b>	<b>Type</b>	<b>Amount</b>
Connect the main development centers with water supply systems and major roads	2014	2015	MPEM	Not obtained	QUASI-GRANT	26383
Expand and renovate the pontoon docks of the Artisanal Port of Nouadhibou	2013	2016	MPEM	Not obtained	GRANT	4050
Construction of a fishing port in Tanit	2013	2014	MPEM	Not obtained	PPP	15829.8
Construction of a pelagic complex in Nouadhibou	2013	2015	MPEM	Not obtained	QUASI-GRANT	26383
Construction of four integrated centers for the development of artisanal and coastal fishing	2013	2015	MPEM	Not obtained	QUASI-GRANT	53000
Natural Resources Management Program	2011	2013	MPEM	Obtained	GRANT	3510
Advisory assistance to the fisheries sector	2010	2013	MPEM	Obtained	GRANT	814.32

Year 2011

Expansion of the Port of Nouadhibou	2009	2013	MPEM	Obtained	LOAN	6258.681
Marketing of artisanal fisheries products from the southern coast of Mauritania	2011	2015	MPEM	Obtained	GRANT	1755
Marketing of artisanal fisheries products from the southern coast of Mauritania	2011	2012	MPEM	Obtained	GRANT	114.075
Removal of wrecks from the Bay of Nouadhibou (Stabex funds)	2006	2013	MPEM	Obtained	GRANT	10108.8
Establish a fish distribution system	2013	2015	MPEM	Not obtained	GRANT	1000
<b>Capacity-building</b>						<b>0</b>
Support the fisheries sector training program	2012	2015	MPEM			
Establish a marketing and distribution system for fisheries products	2012	2015	MPEM			
Further modernize fishing vessels and bring them into compliance with fishing industry standards	2012	2015	MPEM			
Promote fisheries products to improve value addition, processing, and distribution	2012	2015	MPEM			
Promote artisanal and coastal fishing	2012	2015	MPEM			
Strengthen fishery surveillance	2012	2015	MPEM			
<b>Tourism and handicrafts</b>						<b>4386</b>
<b>Priority actions</b>	<b>Start</b>	<b>End</b>	<b>Responsible entity</b>	<b>Financing</b>	<b>Type</b>	<b>Amount</b>
Study and establishment of industrial parks	2014	2018	MCIAT	Not obtained	GRANT	2000
Create an Applied Arts Training and Development Center	2014	2015	MCIAT	Not obtained	GRANT	500
Construction and equipment of regional handicraft centers	2014	2016	MCIAT	Not obtained	GRANT	500
Implement the flour enrichment and edible oil program	2014	2016	MCIAT	Not obtained	GRANT	310
Capacity-building for the storage of SONIMEX commodities (wheat, sugar, oils, and rice)	2013	2015	MCIAT	Not obtained	GRANT	572
Marketing and promotion	2012	2015	MCIAT	Not obtained	GRANT	48
Legal and governance framework	2012	2015	MCIAT	Not obtained	GRANT	56
Promotion of Tourism in Mauritania	2014	2016	MCIAT	Not obtained	GRANT	400
<b>Industry</b>						<b>0</b>
<b>Priority actions</b>	<b>Start</b>	<b>End</b>	<b>Responsible entity</b>	<b>Financing</b>	<b>Type</b>	<b>Amount</b>
Increase the volume of industrial investments	2012	2015	MCIAT			

Year 2011

Increase the number of manufacturing industries	2012	2015	MCIAT			
Increase the value of industrial output	2012	2015	MCIAT			
Advisory support for enterprises and efficient institutional and operational guidance	2012	2015	MCIAT			
Boost the productivity of production units and the competitiveness of products	2012	2015	MCIAT			
Study and establishment of industrial parks	2012	2015	MCIAT			
Capacity-building for the DDI/MCIAT	2012	2015	MCIAT			
<b>Agriculture</b>						196815.4
<b>Irrigated agriculture</b>						47580.4
Priority actions	Start	End	Responsible entity	Financing	Type	Amount
Rehabilitation of the irrigated section of land in the Boghé pilot project (790 ha)	2013	2015	MDR	Not obtained	QUASI-GRANT	1412
Project to relaunch irrigated agriculture in the area surrounding Fom Gleita	2013	2015	MDR	Not obtained	GRANT	7280
Integrated Rural Development Program	2013	2017	MDR	Not obtained	QUASI-GRANT	6450
Implement the Lac R'Kiz II Development Program	2014	2015	MDR	Not obtained	QUASI-GRANT	748
Implement the Lac R'Kiz Development Program	2009	2013	MDR	Obtained	LOAN	3339
Implement the Lac R'Kiz Development Program	2009	2013	MDR	Obtained	Istisnaa	2851.4
Program for the development and optimization of the irrigated sections of villages and the integration of unemployed graduates in agriculture (phase 1-12,000 hectares)	2013	2016	Not obtained	Not obtained	QUASI-GRANT	25500
<b>Promotion of Public-Private Partnerships</b>						149235
Priority actions	Start	End	Responsible entity	Financing	Type	Amount
Development of 11,000 hectares in the Gorgol region (sugarcane)	2012	2015	MDR	Obtained	PPP	44120
Development of 20,000 hectares in the Brakna region	2012	2015	MDR	Obtained	PPP	68120
Irrigation master plan for the development of key agricultural sectors	2014	2016	MDR	Obtained	PPP	315
Development of new irrigated sections in the valley (15,000 hectares) for the implementation of diversification projects	2014	2016	MDR	Obtained	PPP	36680
<b>Livestock</b>						22626.82
<b>Sectoral support</b>						20626.82

Year 2011

Priority actions	Start	End	Responsible entity	Financing	Type	Amount
Dairy Sector Development Program (Southern Dairy Pool)	2014	2016	MDR	Not obtained	GRANT	3956.72
Key Sectors Support Program II	2013	2017	MDR	Not obtained	GRANT	4400
Program to Reduce Rural Poverty through sectoral support	2009	2016	MDR	Obtained	GRANT	3288.33
Poultry complex	2013	2015	MDR	Not obtained	GRANT	1800
Development of the Red Meat sector	2014	2016	MDR	Not obtained	GRANT	7181.77
<b>Capacity-building</b>						2000

Priority actions	Start	End	Responsible entity	Financing	Type	Amount
National Livestock Development Program	2013	2015	MDR	Not obtained	QUASI-GRANT	2000
Promotion and optimization of the livestock sectors						
Protect grazing areas with firebreaks						
Optimization of animal production and management of grazing areas						
Project to support the functioning of the livestock products inspection and certification system in order to promote quality and enhance competitiveness						

**PILLAR 2 Anchor growth in the economic sphere of the poor** **381,901.94**

**Rural development** 103359.155

**Integrated Rural Development Project** 93666.625

Priority actions	Start	End	Responsible entity	Financing	Type	Amount
Integrated Management of Proliferating Aquatic Plants	2006	2012	MDR	Obtained	QUASI-GRANT	4140.18
Integrated Management of Proliferating Aquatic Plants	2006	2012	MDR	Obtained	QUASI-GRANT	70
Oasis Sustainable Development Program III	2004	2012	MDR	Obtained	QUASI-GRANT	2986.8
Oasis Sustainable Development Program III	2004	2012	MDR	Obtained	QUASI-GRANT	1204
Oasis Sustainable Development Program III	2004	2012	MDR	Obtained	QUASI-GRANT	390

Program for the Construction and Rehabilitation of water Impoundment works for the development of rainfed crops

Year 2011

Integrated Rural Development Program	2013	2017	MDR	Not obtained	QUASI-GRANT	6450
Rainfed Crops Development Project	2014	2016	MDR	Not obtained	QUASI-GRANT	5571
Program for the Construction and Rehabilitation of water impoundment works for the development of rainfed crops	2014	2017	MDR	Not obtained	GRANT	12220
Planning of hydraulic axes in the valley	2014	2016	MDR	Not obtained	GRANT	5032
West Brakna Irrigation Project (PAHABO)	2005	2012	MDR	Not obtained	LOAN	1061.7225
Project to rehabilitate 16 dams in the Assaba region (area bordering Achram)	2013	2016	MDR	Not obtained	GRANT	3500
Program for the development and optimization of the irrigated sections of villages and integration (phase 1 – 12,000 hectares)	2013	2016	MDR	Not obtained	QUASI-GRANT	25500
Participatory and inclusive rural development program for four regions bordering the river	2011	2012	MDR	Obtained	Obtained	70.2
Community Rural Development Program (PDRC)	2004	2012	MDR	Obtained	LOAN	11925
Community-Based Watershed Management Project (PACBV)	2006	2012	MDR	Obtained	LOAN	1590
West Brakna Irrigation Project (PAHABO)	2005	2012	MDR	Obtained	LOAN	1061.7225
Project to reintroduce irrigated agriculture in the area surrounding Fom Gleita	2013	2015	MDR	Not obtained	GRANT	7280
PASK II	2012	2017	MDR	Obtained	LOAN	2668
PASK II	2012	2017	MDR	Obtained	GRANT	946

**Sectoral support**

7855.53

Priority actions	Start	End	Responsible entity	Financing	Type	Amount
Strategic Sectors Support Program II	2013	2017	MDR	Not obtained	GRANT	4400
Program to Reduce Rural Poverty through sectoral support	2009	2016	Obtained	Obtained	GRANT	3288.33
Project to Improve the Productivity of Strategic Crops (foods)	2001	2012	MDR	Obtained	GRANT	167.2

**Agricultural statistics**

1837

Priority actions	Start	End	Responsible entity	Financing	Type	Amount
Agricultural and agropastoral survey	2014	2015	MDR	Not obtained	QUASI-GRANT	1837

**Capacity-building**

Priority actions	Start	End	Responsible entity	Financing	Type	Amount
------------------	-------	-----	--------------------	-----------	------	--------



Year 2011

Strengthening of the capacities of veterinary services	2012	2015	MDR
Strengthening of the capacities of the National Research-Training-Outreach Systems and the implementation capacity of the MDR	2012	2015	MDR
Rehabilitation of the Kaédi ENFVA (National Agricultural Training and Extension School)	2012	2015	MDR

**Food security**

43585.304

**Emergency assistance**

231.345

Priority actions	Start	End	Responsible entity	Financing	Type	Amount
Nutrition (CRENAM)	2012	2013	CSA	Obtained	GRANT	35.51
Village food buffer stock	2012	2013	CSA	Obtained	GRANT	18.55
Pilot cash transfer program to combat poverty in the short- and medium terms and stabilize the prevalence of food insecurity and malnutrition in Mauritania in the Gorgol region (Kaedi and Maghama)	2010	2012	CSA	Obtained	GRANT	177.285

**Crisis prevention**

39038.959

Priority actions	Start	End	Responsible entity	Financing	Type	Amount
Program to combat food insecurity in the east central region	2013	2015	CSA	Not obtained	GRANT	1473
Program to strengthen food security (PRSA)	2008	2013	CSA	Obtained	LOAN	2484.375
Program to strengthen food security (PRSA)	2008	2013	CSA	Obtained	LOAN	496.875
Food Security Support Project	2012	2015	CSA	Obtained	GRANT	106
Valuing Irrigation for Food Sovereignty (VISA)	2007	2012	CSA	Obtained	GRANT	863.46
Food stock	2008	2012	CSA	Obtained	GRANT	648
Support for food security	2011	2013	CSA	Obtained	LOAN	23055
Project to Combat Food Insecurity in the east central region of Mauritania	2010	2014	CSA	Obtained	GRANT	1396.629
Village food buffer stock	2012	2013	CSA	Obtained	GRANT	18.55
Acceleration of the fight against hunger and child malnutrition in the southeastern region of Mauritania	2009	2014	CSA	Obtained	GRANT	635.58
Adopt mitigation and emergency response measures for populations affected by the food crisis in Mauritania	2012	2012	CSA	Obtained	GRANT	7861.49

**Capacity-building**

4315

Priority actions	Start	End	Responsible entity	Financing	Type	Amount
------------------	-------	-----	--------------------	-----------	------	--------

## Year 2011

Renovation of the CSA transport fleet	2014	2015	CSA	Not obtained	GRANT	816
Rehabilitation and expansion of storage capacities	2013	2015	CSA	Not obtained	GRANT	1300
Reinforcement of the National Buffer Stock	2013	2014	CSA	Not obtained	GRANT	2199
Strengthen the Food Security Observatory	2013	2014	CSA			

Year 2011

Urban development							234957.485
Housing and habitat							106183.5
Priority actions	Start	End	Responsible entity	Financing	Type	Amount	
National Nomad Settlement Management Program	2014	2018	MHUAT	Not obtained	GRANT	5000	
Program for the construction of 4,000 housing units	2014	2016	MHUAT	Not obtained	GRANT	7000	
Housing Program Implementation Project	2013	2015	MHUAT	Not obtained	GRANT	38	
Low-income housing and IGA for refugees	2013	2015	MHUAT	Not obtained	GRANT	2340	
Construction of 6,000 low-cost and medium-standard housing units	2013	2015	MHUAT	Not obtained	GRANT	38000	
VAINCRE 2 Program (C2D 3)	2011	2013	MHUAT	Obtained	GRANT	1722.5	
Rehab/Renovation of the city of Tintane	2007	2014	MHUAT	Obtained	GRANT	5300	
Urban Development Program (PDU) (Phase 2)	2014	2016	MAED	Obtained	LOAN	39000	
Program for the Development of Public Buildings (financial component)	2013	2015	MHUAT	Not obtained	GRANT	7783	
Creation and establishment of a Housing Support Fund	2012	2015	MHUAT				
Adoption of the revised study of the 2005 law on real estate promotion	2012	2015	MHUAT				
Implementation of the project involving 3,163 plots in Nouakchott	2012	2015	MHUAT				
Implementation of the project involving the construction of 118 housing units in Teyarett, 50 in Chami, and the headquarters of ISKAN	2012	2015	MHUAT				
Program for the construction of 6,000 housing units for government workers	2012	2015	MHUAT				
Program for the protection of flood-prone cities	2012	2015	MHUAT				
Construction/rehabilitation and expansion of health infrastructures	2012	2015	MHUAT				
Urban planning							7172
Priority actions	Start	End	Responsible entity	Financing	Type	Amount	
Modernize and update mapping in Mauritania	2014	2016	MHUAT	Not obtained	GRANT	1872	
Rehab/Renovation of the city of Tintane	2007	2014	MHUAT	Obtained	GRANT	5300	
Update the SDAU ( Master Plan for Urban Planning and Development) of Nouakchott and the other regional capitals	2012	2015	MHUAT				

Year 2011

Finalization of the Nouakchott Restructuring Program	2012	2015	MHUAT
Finalization and validation of the Nouakchott city center development plan	2012	2015	MHUAT
Establishment of an urban observatory	2012	2015	MHUAT
Launch of the operations of the National Geographic Information Commission	2012	2015	MHUAT

<b>Water and sanitation</b>							<b>8.671</b>	<b>10472</b>
-----------------------------	--	--	--	--	--	--	--------------	--------------

<b>Sanitation</b>								<b>50700</b>
-------------------	--	--	--	--	--	--	--	--------------

Priority actions	Start	End	Responsible entity	Financing	Type	Amount
Rosso Sanitation Project	2014	2016	MHA	Not obtained	GRANT	24700
Nouadhibou Sanitation	2014	2016	MHA	Not obtained	GRANT	26000

<b>Urban water</b>								<b>54028.671</b>
--------------------	--	--	--	--	--	--	--	------------------

Priority actions	Start	End	Responsible entity	Financing	Type	Amount
Nouakchatt water distribution system (section 1 and section 2)	2010	2015	SNDE	Obtained	LOAN	8640
Nouakchott water distribution system (sections 3 and 4)	2011	2016	SNDE	Obtained	LOAN	11547.36
Nouakchott water distribution system (section 5)	2010	2014	SNDE	Obtained	LOAN	10366.65
Nouakchott water distribution system (section 6)	2011	2013	SNDE	Obtained	LOAN	2486.7
Nouakchott water distribution system (section 6)	2011	2013	SNDE	Obtained	LOAN	3439.7
Improve water quality in surrounding regions	2006	2012	SNDE	Obtained	GRANT	377.676
Nouakchott Emergency Water Program	2008	2013	SNDE	Obtained	LOAN	12960
Aleg AEP	2010	2012	SNDE	Obtained	GRANT	193.05
Development and management of water resources	2001	2012	MHA	Obtained	LOAN	189.135
Expansion of the Nouadhibou water distribution systems	2006	2012	MHA	Obtained	LOAN	3828.4

<b>Microfinance and microenterprise</b>								<b>1189</b>
---	--	--	--	--	--	--	--	-------------

<b>Capacity-building</b>								<b>1189</b>
--------------------------	--	--	--	--	--	--	--	-------------

Priority actions	Start	End	Responsible entity	Financing	Type	Amount
National Integrated Micro-and Small Enterprise Program (PNIME, Phase II)	2013	2015	MEEN	Not obtained	QUASI-GRANT	1189
Adopt a rehabilitation plan for PROCAPEC (Credit Union Promotion Agency)	2012	2015	BCM			
Update and adopt the SNMF	2012	2015	BCM			

Year 2011

Institutionalize Beit el mal and open new branches 2012 2015 BCM

Set up agropastoral development funds and microcredit funds 2012 2015 BCM

Small-scale promotion program

#### Institutional framework

0

Priority actions	Start	End	Responsible entity	Financing	Type	Amount
------------------	-------	-----	--------------------	-----------	------	--------

Raise the institutional level of MF (microfinance) oversight

Create a Microfinance Consultative Committee

Adopt a specific tax régime for the MF sectors

Revitalize APROMI

Establish a program to support implementation of the SNMF

#### Economic valuation of natural capital

11925.384

11925.384

Priority actions	Start	End	Responsible entity	Financing	Type	Amount
Rehabilitation and conservation of classified forests	2014	2017	MDPM ENVDD	Not obtained	GRANT	4000
Combat desertification to reduce poverty and regenerate gum tree growth	2014	2016	MDPM ENVDD	Not obtained	GRANT	2636
Financial cooperation agreement (Banc-d'Arguin National Park)	2012	2015	MDPM ENVDD	Obtained	GRANT	2018.77
Diawling National Park	2008	2012	MDPM ENVDD	Obtained	GRANT	328.887
Participatory environmental protection of oases	2010	2012	MDPM ENVDD	Obtained	GRANT	1151.82
Project to deepen scientific knowledge of the ecosystem of the Banc d'Arguin Gulf (PACOBA)	2006	2013	MDPM ENVDD	Obtained	GRANT	163.982
Include environmental management in the planning process in Mauritania	2011	2012	MDPM ENVDD	Obtained	GRANT	371
Gleib Richatt protected areas	2012	2015	MDPM ENVDD	Obtained		925
Local environmental management and mainstreaming in the planning process	2008	2012	MDPM ENVDD	Obtained	GRANT	329.925
Implement adjustment measures	2012	2015	MDPM ENVDD			
Optimize peri-urban reforestation actions	2012	2015	MDPM ENVDD			

Year 2011

Reforestation of silvicultural areas having varied economic value	2012	2015	MDPM ENVDD
Study and structuring of the links in the wood energy chain	2012	2015	MDPM ENVDD
Sustainable management of protected marine and coastal areas	2012	2015	MDPM ENVDD
Optimization of protected marine areas	2012	2015	MDPM ENVDD

**Social protection**

3758.93

**Indigence assistance and management**

3758.93

Priority actions	Start	End	Responsible entity	Financing	Type	Amount
Support specific integration measures in poor areas	2012	2014	CDHAHRSC	Not obtained	GRANT	547.015
Carry out programs to eradicate of the vestiges of slavery	2009	2012	CDHAHRSC	Obtained	GRANT	1375.59
Food-for-work	2012	2013	CDHAHRSC	Obtained	GRANT	68.37
Support specific integration initiatives in poor areas	2014	2016	CDHAHRSC	Obtained	GRANT	290
Program to prevent conflicts and strengthen social cohesion in Mauritania	2009	2012	CDHAHRSC	Obtained	GRANT	734.05
Prevent conflicts and strengthen social cohesion	2009	2012	CDHAHRSC	Obtained	GRANT	743.905
Capacity-building for the IEC/MASEF unit						
National Social Protection Strategy						

**Health insurance**

0

Priority actions	Start	End	Responsible entity	Financing	Type	Amount
CNAM capacity-building	2012	2015	CNAM			
Revision of retirement fund legislation (civil servants and private sector)	2012	2015	MS			

**Social security**

0

Priority actions	Start	End	Responsible entity	Financing	Type	Amount
Discussion concerning expansion of its scope to include health insurance and supplementary retirement	2012	2015	MASEF			
Put in place an unemployment benefits [and] old-age pension system	2012	2015	MASEF			
Revision of the legislation establishing the CNSS	2012	2015	MASEF			
Preparation of an actuarial study on the benefits paid by the CNSS	2012	2015	MASEF			



Year 2011

PILLAR 3 Development of human resources and expansion of basic services							386,736.04
Education and training							148661.5718
Basic education							48320.71383
Priority actions	Start	End	Responsible entity	Financing	Type	Amount	
Stimulate demand for education (teaching equipment and tools)	2014	2016	MEEN	Not obtained	QUASI-GRANT	500	
Restructuring of basic teacher training	2014	2017	MEEN	Not obtained	QUASI-GRANT	650	
Project to support the reorganization of secondary education	2014	2016	MEEN	Not obtained	QUASI-GRANT	3851.4	
Education development program (Phase 1)	2014	2017	MEEN	Not obtained	QUASI-GRANT	10270.2	
Provide schooling for disadvantaged groups	2014	2017	MEEN	Not obtained	QUASI-GRANT	3365	
Enhance the skills of basic education teachers	2014	2017	MEEN	Not obtained	GRANT	649.959	
Generalize canteens and access to secondary education for disadvantaged groups	2014	2017	MEEN	Not obtained	QUASI-GRANT	6000	
Equipment of primary schools	2014	2016	MEEN	Not obtained	GRANT	1300	
Outfitting of public buildings and service spaces	2014	2017	MEEN	Not obtained	GRANT	5200	
Support the PNDSE (Education For All, Fast Track)	2008	2012	MEEN	Obtained	QUASI-GRANT	3710	
Education equipment	2010	2012	MEEN	Obtained	GRANT	1957.086	
French Language Support Project	2012	2017	MEEN	Obtained	GRANT	263.25	
National education capacity-building	2007	2012	MEEN	Obtained	GRANT	1894.75	
Strengthen the education sector (C2D 3)	2010	2013	MEEN	Obtained	GRANT	4172.41383	
School food program	2012	2013	MEEN	Obtained	GRANT	202.195	
Education for all	2011	2016	MEEN	Obtained	GRANT	4240	
Education of girls and support for universal EMP/EVF (population and family life education)	2004	2012	MEEN	Obtained	BUDGET	94.46	
<b>Secondary education</b>						<b>37</b>	<b>14299.</b>
Priority actions	Start	End	Responsible entity	Financing	Type	Amount	

Year 2011

Strengthen the admissions capacity of secondary schools	2014	2017	MEEN	Not obtained	QUASI-GRANT	2800
Project to support the reorganization of secondary education	2014	2016	MEEN	Not obtained	QUASI-GRANT	3851.4
Education development program (Phase 2)	2014	2017	MEEN	Not obtained	QUASI-GRANT	3982.4
Improve Access to and Equity in Secondary Education II	2014	2016	MEEN	Not obtained	GRANT	495.57
Procurement of school furniture and laboratory equipment	2014	2016	MEEN	Not obtained	QUASI-GRANT	1500
ENS Support Project	2011	2013	MEEN	Obtained	GRANT	81
Refresher training for science teachers	2012	2015	MEEN	Not obtained	GRANT	400
Generalize canteens and access to secondary education for disadvantaged groups	2012	2015	MEEN			
Adopt transparent mechanisms and objective criteria for selecting and recruiting staff based on a proficiency profile	2012	2015	MEEN			
Produce textbooks and teaching tools	2012	2015	MEEN			
Project to support the reorganization of secondary education	2012	2015	MEEN			

**Higher education**

488

74186.

Priority actions	Start	End	Responsible entity	Financing	Type	Amount
Scientific research and development	2014	2016	MEEN	Not obtained	GRANT	324.979
Creation, construction, and equipment of a university in KIFFA	2014	2017	MEEN	Not obtained	GRANT	6500
Construction of a university hospital	2014	2017	MEEN	Not obtained	GRANT	3900
Construction of the faculty of legal and economic sciences and residence halls	2014	2018	MEEN	Not obtained	GRANT	9100
Equipment of public buildings and service spaces	2014	2017	MEEN	Not obtained	GRANT	5200
Construction of the faculty of science and technology	2005	2013	MEEN	Obtained	LOAN	5265
Construction of the faculty of science and technology	2005	2013	MEEN	Obtained	LOAN	830.25
Higher education support program	2004	2012	MEEN	Obtained	QUASI-GRANT	3975
Education equipment	2010	2012	MEEN	Obtained	GRANT	1957.086
Construction of the faculty of medicine	2009	2012	MEEN	Obtained	GRANT	2348.503
Construction of the faculty of humanities and residence halls	2010	2014	MEEN	Obtained	LOAN	9504

Year 2011

French Language Support Project	2012	2017	MEEN	Obtained	GRANT	263.25
National education capacity-building	2007	2012	MEEN	Obtained	GRANT	1894.75
Construction and Equipment of the Nouakchott Campus (Phase II)	2013	2016	MEEN	Not obtained	LOAN	23123.67
Development of on-the-job continuing education	2012	2015	MEEN			
Development of distance learning opportunities	2012	2015	MEEN			
Scientific research development	2012	2015	MEEN			
Consolidation of the LMD teaching reform	2012	2015	MEEN			
Adoption of a new scholarship management policy	2012	2015	MEEN			
Enhancement of the professionalism of the sectors	2012	2015	MEEN			
Acquisition of teaching materials and equipment for all libraries and laboratories	2012	2015	MEEN			
Development of teaching and research personnel and improvement of their performance.	2012	2015	MEEN			

**Technical and vocational training**

5

8420.3

Priority actions	Start	End	Responsible entity	Financing	Type	Amount
Design and roll-out of an employment information system	2014	2015	MDEFPNT	Obtained	GRANT	153.1
Increase the relevance and effectiveness of FTP	2014	2016	MDEFPNT	Not obtained	QUASI-GRANT	2000
Support for technical and vocational training	2011	2016	MDEFPNT	Obtained	LOAN	4372.5
National education capacity-building	2007	2012	MDEFPNT	Obtained	GRANT	1894.75
Project in Support of Technical and Vocational Training	2012	2015	MDEFPNT			
Update of the FTP legal and regulatory framework	2012	2015	MDEFPNT			
Creation of a trainer and management personnel training unit	2012	2015	MDEFPNT			
Creation of technical colleges in Nouakchott, Nouadhibou, Aioun, and Sélibaby	2012	2015	MDEFPNT			
Establishment of the Aleg National School of Civil Engineering (ENAM-GC)	2012	2015	MDEFPNT			

**Traditional education**

0

Priority actions	Start	End	Responsible entity	Financing	Type	Amount
Construction and equipment of Waqf mosques and complexes	2012	2015	MAIEO			

Year 2011

Expansion of training opportunities to provide for the certification and continuing training of the Imams of mosques	2012	2015	MAIEO
Organization of seminars and workshops to promote Islamic culture and a spirit of tolerance	2012	2015	MAIEO
Creation of regional entities responsible for pilgrimages and religious preaching	2012	2015	MAIEO
Definition of a legislative and legal framework establishing standards for the creation and certification (Ijaza) of Mahadras	2012	2015	MAIEO

**Literacy**

3434.65

Priority actions	Start	End	Responsible entity	Financing	Type	Amount
Strengthen the campaign to end illiteracy	2014	2016	MAIEO	Not obtained	GRANT	358
Literacy and trade training program (PALAM)	2010	2015	MAIEO	Obtained	LOAN	1669.5
Literacy and trade training program (PALAM)	2010	2015	MAIEO	Obtained	LOAN	1407.15
Re-update of the SNEA including the revision of curricula	2012	2015	MAIEO			
Creation of non-formal basic education centers (CEBNF) for young people not enrolled in school or who have been taken out of school;	2012	2015	MAIEO			
Revitalization of the educational radio station to promote the anti-illiteracy campaign	2012	2015	MAIEO			
Strengthen the institutional framework of the anti-illiteracy campaign	2012	2015	MAIEO			
Provide non-formal primary education opportunities, based on the development of functional literacy	2012	2015	MAIEO			
Promote traditional education and strengthen its contribution to basic education	2012	2015	MAIEO			

**Health and nutrition**

96409.46

**Health policy**

15854.111

Priority actions	Start	End	Responsible entity	Financing	Type	Amount
Reduction of maternal and infant-child mortality	2013	2015	MS	Not obtained	QUASI-GRANT	4000
Combat transmissible diseases II	2014	2016	MS	Not obtained	GRANT	9880
Anti-Malaria Project	2008	2012	MS	Obtained	LOAN	784.89
Support for the National Reproductive Health Program in Trarza	2007	2012	MS	Obtained	GRANT	705.861
Mitigation and prevention of HIV	2012	2013	MS	Obtained	GRANT	29.15

Year 2011

Improvement of sexual health services for young people	2012	2013	MS	Obtained	GRANT	39.75
Improvement of mother and child health indicators in the Brakna region	2010	2014	MS	Obtained	GRANT	378.95
Nutrition (CRENAM)	2012	2013	CSA	Obtained	GRANT	35.51
<b>Equipment</b>						<b>399</b>
<b>Priority actions</b>	<b>Start</b>	<b>End</b>	<b>Responsible entity</b>	<b>Financing</b>	<b>Type</b>	<b>Amount</b>
Program for the construction, expansion, rehabilitation, and equipment of health infrastructures	2013	2016	MS	Not obtained	LOAN	10000
Acquisition of biomedical supplies and equipment for health units	2013	2015	MS	Not obtained	GRANT	14575
Support for obstetric ultrasound procedures	2009	2013	MS	Obtained	GRANT	87.399
Support for fixed-charge obstetric care	2012	2015	MS	Obtained	GRANT	877.5
Young child survival	2011	2016	MS	Obtained	GRANT	9407.5
<b>Expansion of health services</b>						<b>95</b>
<b>Priority actions</b>	<b>Start</b>	<b>End</b>	<b>Responsible entity</b>	<b>Financing</b>	<b>Type</b>	<b>Amount</b>
Construction and rehabilitation of hospital facilities	2013	2014	MS	Not obtained	GRANT	10335
Construction and rehabilitation of basic healthcare facilities	2013	2014	MS	Not obtained	LOAN	16120
Construction of the Kaedi and Selibaby regional hospitals	2014	2016	MS	Not obtained	GRANT	12220
Increased use of health services	2014	2016	MS	Not obtained	GRANT	2000
National Cardiology Center	2011	2015	MS	Obtained	LOAN	2571.75
National Cardiology Center	2011	2015	MS	Obtained	Leasing	2008.8
Support for the drawing up of the school districting map	2012	2014	MS	Obtained	GRANT	140.4
Improvement of health services for mothers and newborns	2012	2013	MS	Obtained	GRANT	119.25
Improve family planning services	2012	2013	MS	Obtained	GRANT	92.75
<b>Nutrition policy</b>						<b>0</b>
<b>Priority actions</b>	<b>Start</b>	<b>End</b>	<b>Responsible entity</b>	<b>Financing</b>	<b>Type</b>	<b>Amount</b>
Establishment of a national assistance fund for vulnerable groups and coordination of national solidarity	2011	2015	MASEF			
Implementation of a targeted multimedia program in community nutrition centers for mothers, pregnant women, and nursing women	2011	2015	MASEF			

Year 2011

Promotion of the use of iodized salt and local traditional agricultural products	2011	2015	MASEF
Community involvement in nutritional promotion and preventive measures.	2011	2015	MASEF

Employment							0
Employment promotion policy							0
Priority actions	Start	End	Responsible entity	Financing	Type	Amount	
Census of employment subcontractors	2012	2015	MFPMA/MDEFPNT				
Establishment of a national labor market information system	2012	2015	MFPMA/MDEFPNT				
Identification of labor-intensive markets and projects (public works, civil engineering, etc.)	2012	2015	MFPMA/MDEFPNT				
Capacity-building in the area of placement and self-employment							0
Priority actions	Start	End	Responsible entity	Financing	Type	Amount	
Strengthening of national capacities in respect of the placement and self-employment of the unemployed	2012	2015	MFPMA/MDEFPNT				
Establishment of a financing mechanism geared to the needs of job-seekers	2012	2015	MFPMA/MDEFPNT				
Promotion of youth employment / ANAPEJ	2012	2015	MFPMA/MDEFPNT				
Capacity-building in respect of IGA	2012	2015	MFPMA/MDEFPNT				
Labor and social welfare							0
Priority actions	Start	End	Responsible entity	Financing	Type	Amount	
Conduct an employment survey	2012	2015	MDEFPNT				
Modernize labor administration (CNSS, labor inspection, ONMT)	2012	2015	MDEFPNT				
Access to water in rural areas							86632.681
Access to safe drinking water							86632.681
Priority actions	Start	End	Responsible entity	Financing	Type	Amount	
Rehabilitation of the water distribution systems of inland cities	2014	2016	MHA	Not obtained	LOAN	2000	
Project for the construction of AEP systems the Aftout Essahili region	2013	2015	MHA	Not obtained	GRANT	7540	



Year 2011

Aftout Chergui Project (Sections 3 and 4)	2010	2014	MHA	Obtained	Istisnaa	5734.8
Aftout Chergui Project (Sections 3 and 4)	2010	2014	MHA	Obtained	LOAN	3677.4
Aftout Chergui Project (AEP from Foum Gleita)	2012	2016	MHA	Obtained	LOAN	6912
Aftout Chergui Project (AEP from Foum Gleita)	2013	2016	MHA	Not obtained	LOAN	6912
Aftout Chergui Project (AEP from Foum Gleita)	2013	2016	MHA	Not obtained	LOAN	7020
Study and construction of the Kiffa AEP from Kankossa Lake	2014	2016	MHA	Not obtained	LOAN	12000
Rural AEPA (water and sanitation) project in the southern region	2007	2013	MHA	Obtained	QUASI-GRANT	3914.73
River Water Project (Improvement of access to safe drinking water on the banks of the Senegal River)	2008	2012	MHA	Obtained	GRANT	526.851
Supply of safe drinking water to towns and villages in the Este region from the Dhar basin	2012	2015	MHA	Obtained	LOAN	17280
Ouassa water infrastructures	2011	2012	MHA	Obtained	GRANT	140.4
Saudi Well Program (GIZ implementation)	2008	2013	MHA	Obtained	LOAN	1512
Development of water and road services in rural areas	2007	2013	MAED	Obtained	LOAN	11232
Strengthening of inland AEPs	2012	2012	MHA	Obtained	BUDGET	230.5

**Development of water resources**

0

Priority actions	Start	End	Responsible entity	Financing	Type	Amount
Infrastructure construction to optimize the use of surface water (dams, reservoirs...)	2012	2015	MHA			
Step up investment in surface water initiatives	2012	2015	MHA			
Train human resources in the control and treatment of surface water	2012	2015	MHA			
Design a database and SIG (geographic information system) on surface water resources	2012	2015	MHA			

**Capacity-building**

0

Priority actions	Start	End	Responsible entity	Financing	Type	Amount
Extension of integrated water resources management (GIRE) in Wilayas	2012	2015	MHA			
Preparation of a long-term strategy for the sector	2012	2015	MHA			
Strengthen central directorates with human, material, and financial resources	2012	2015	MHA			

Recruit qualified personnel to strengthen decentralized services

2012

2015 MHA

Year 2011

Gender, childhood, and population policy							4366.02
Gender equity							241.23
Priority actions	Start	End	Responsible entity	Financing	Type	Amount	
Project for implementation of the national strategy to end genital mutilation	2010	2013	MASEF	Obtained	GRANT	147.42	
Women's rights	2012	2013	MASEF	Obtained	GRANT	45.05	
Support for the institutionalization of gender issues	2009	2012	MASEF	Obtained	GRANT	48.76	
Implementation of the National Strategy to Combat GBV (gender-based violence) and the sectoral AIDS prevention program	2012	2015	MASEF				
Campaign to increase awareness of the effort to combat discrimination against women and dissemination of the Personal Status Code	2012	2015	MASEF				
Adoption of legislation criminalizing GBV and FGM (female genital mutilation)	2012	2015	MASEF				
Development of the foster families approach for girl students from poor areas	2012	2015	MASEF				
Strengthening of rural microfinance entities through IGAs	2012	2015	MASEF				
Training of women opinion leaders	2012	2015	MASEF				
SNIG implementation and outreach	2012	2015	MASEF				
Childhood							4092.9
Priority actions	Start	End	Responsible entity	Financing	Type	Amount	
Creation of a center for the social integration and protection of children	2014	2016	MASEF	Not obtained	GRANT	736	
Support for the establishment of a training system for preschool education specialists through the CFPE	2014	2016	MASEF	Not obtained	GRANT	191	
Improved access to preschool education	2014	2018	MASEF	Not obtained	GRANT	1585	
Child protection	2011	2016	MASEF	Obtained	GRANT	1580.99	
Increase the availability of high quality formal and informal preschool education	2012	2015	MASEF				
Establishment of a local management and leadership system for private and community initiatives	2012	2015	MASEF				
Development and dissemination of a community parenting education program	2012	2015	MASEF				

Year 2011

Initial and continuing training of kindergarten teachers	2012	2015	MASEF
Drafting of a general code of children's rights	2012	2015	MASEF
Strengthening of the capacities of the Center for the Social Integration and Protection of Children	2012	2015	MASEF
Establishment of child protection systems	2012	2015	MASEF
Implementation of an IEC program focusing on the detection and prevention of diseases	2012	2015	MASEF
Satisfaction of the specific educational needs of handicapped children	2012	2015	MASEF

Population							31.8
Priority actions	Start	End	Responsible entity	Financing	Type	Amount	
Updating and validation of the population policy	2012	2013	MAED	Obtained	GRANT	31.8	
Adoption of an updated declaration on population as well as regional action plans	2012	2015	MAED				
Expansion of the use of reproductive health services	2012	2015	MAED				
Economic empowerment of women	2012	2015	MAED				
Raising of funds to finance the National Population Program (PNP)	2012	2015	MAED				
Consideration of the links between population and development	2012	2015	MAED				
Improvement of mechanisms for coordination between the National Population Commission and support organizations	2012	2015	MAED				
Culture, youth, and sports							22718.33
Culture							10918.33
Priority actions	Start	End	Responsible entity	Financing	Type	Amount	
Construction of a Cultural Center	2014	2016	MCJS	Obtained	GRANT	5000	
Implementation of the Traditional Heritage and Creativity Program for Sustainable Human Development (DHD) in Mauritania	2009	2013	MCJS	Obtained	GRANT	668.33	
Creation of a National Institute of Music	2014	2014	MCJS	Not obtained	GRANT	5000	
Creation of a National Fine Arts Center	2014	2014	MCJS	Not obtained	GRANT	250	
Modernization of the national museum	2012	2015	MCJS				
Reorganization of the Mauritanian Institute of Scientific Research	2012	2015	MCJS				
Creation of a national publishing and broadcasting center	2012	2015	MCJS				

Year 2011

Preparation of comprehensive cultural strategies 2012 2015 MCJS

Organization of poetry, art, and music festivals 2012 2015 MCJS

**Youth and sports****11800**

Priority actions	Start	End	Responsible entity	Financing	Type	Amount
Rehabilitation and construction of sports facilities in wilayas and Moughataas	2014	2016	MCJS	Not obtained	GRANT	600
Promotion of Youth and Sports Activities	2014	2017	MCJS	Not obtained	GRANT	600
Project for the construction of a 5,000-seat all-sports stadium in Nouadhibou	2013	2015	MCJS	Not obtained	GRANT	1500
Creation of a sports complex including a covered all-sports arena with a seating capacity of 3,000 and a large Olympic-sized swimming pool	2014	2016	MCJS	Not obtained	GRANT	1600
Construction of a 20,000-seat Olympic complex in Nouakchott	2014	2016	MCJS	Not obtained	GRANT	5500
Construction of a sports training course in Nouakchott near the beach	2013	2015	MCJS	Not obtained	GRANT	2000

**Universal access to basic services****975****123.22****Support fund****5**

Priority actions	Start	End	Responsible entity	Financing	Type	Amount
Multifunctional solar platforms for the LCP	2011	2012	APAUS	Obtained	GRANT	123.225
Establishment of a fund for the dissemination of ICTs						

**Water****3640**

Priority actions	Start	End	Responsible entity	Financing	Type	Amount
Supply of safe drinking water to 200 localities throughout the country having a population of more than 500	2014	2016	MHA	Not obtained	GRANT	3640

**Energy****75****23884.**

Priority actions	Start	End	Responsible entity	Financing	Type	Amount
Electrification of the valley: Rosso-Boghé interconnection	2009	2013	SOMELEC	Obtained	LOAN	3510
Inland Cities Power Plants	2005	2013	SOMELEC	Obtained	LOAN	17280
Renewable Energies Development Program	2012	1012	SOMELEC	Obtained	BUDGET	1200
Energy efficiency and optimization of the electrification systems of 20 rural communities (PELEC 2)	2011	2014	SOMELEC	Obtained	GRANT	1894.75

Year 2011

ICTs							300
Priority actions	Start	End	Responsible entity	Financing	Type	Amount	
Definition of a strategy and action plan for the policy on universal access to telecommunications services	2012	2012	MDEFPNT				
Development of government Internet sites	2012	2012	MDEFPNT	Not obtained	BUDGET	300	
Development of government information systems	2012	2015	MDEFPNT	Not obtained	LOAN	3.000	
Broadband connection of hospitals and health centers	2013	2015	MDEFPNT	Not obtained	LOAN	1.000	
<b>PILLAR 4 Improve governance and strengthen institutional capacities</b>							<b>49,632.44</b>
Political governance							5679.305
Democracy and human rights							307.665
Priority actions	Start	End	Responsible entity	Financing	Type	Amount	
Strengthening of democratic institutions	2010	2012	MIDEC	Obtained	GRANT	198.75	
Project in support of the consolidation of democracy and the electoral cycle	2010	2012	MIDEC	Obtained	GRANT	108.915	
Support for the management of migration in Mauritania	2008	2013	Obtained	Obtained			
Enhancement of respect for and the guarantee of human rights							
Establishment and maintenance of the CENI as a permanent entity							
Protection of human rights							
Capacity-building for the houses of Parliament							
Overhaul of the elections processing information system							
Ordinary revision of the electoral register							
Dissemination of the concepts of democracy and civil liberties							
<b>National unity</b>							<b>5371.6</b>
Priority actions	Start	End	Responsible entity	Financing	Type	Amount	
Program to prevent conflicts and strengthen social cohesion in Mauritania	2009	2012	CDHAHRSC	Obtained	GRANT	734.05	
Equipment of Civil Protection Assistance Centers	2014	2016	MIDEC	Not obtained	GRANT	1631	
Program to Eradicate the Vestiges of Slavery	2013	2014	MIDEC	Not obtained	GRANT	1375.59	
Construction and strengthening of rural infrastructures (Lehdada area)							
Equipment of Civil Protection Assistance Centers	2014	2016	MIDEC	Not obtained	GRANT	1631	

Year 2011

Production of secure travel documents

Program to welcome/reintegrate Mauritanian refugees

Program to eradicate the vestiges of slavery

National Humanitarian Demining Programme for Development

Justice							567.567
Strengthen the judicial system							567.567
Priority actions	Start	End	Responsible entity	Financing	Type	Amount	
Justice and security in the Sahel-Sahara region (JUSSEC)	2010	2013	MIDEC	Obtained	GRANT	567.567	
Adoption of a law on real rights	2012	2015	MJ				
Support for the Justice Sector	2012	2015	MJ				
Improvement of the quality of public justice services	2012	2015	MJ				
Drafting of the children's code	2012	2015	MJ				
Revision of the order on the protection of children							
Capacity-building							0
Priority actions	Start	End	Responsible entity	Financing	Type	Amount	
Improvement of the performance of judges and court clerks	2012	2015	MJ				
Establishment of a Judicial Training Institute	2012	2015	MJ				
Modernization of MJ infrastructures	2012	2015	MJ				
Program to modernize the ENAJM [National School of Administration, Journalism, and the Judiciary] (construction, equipment, and revision of programs)	2012	2015	MJ				
Improvement of prison living conditions							00
Priority actions	Start	End	Responsible entity	Financing	Type	Amount	
Acquisition of surveillance equipment	2012	2015	MJ				
Rehabilitation of existing judicial and penitentiary buildings	2012	2015	MJ				
Construction of new judicial and penitentiary premises	2012	2015	MJ				
Introduction of a system for statistically monitoring judicial decisions	2012	2015	MJ				



Year 2011

Territorial and local governance							23243.79
Decentralization and devolution							15141.29
Priority actions	Start	End	Responsible entity	Financing	Type	Amount	
Decentralization of local development	2013	2015	MIDEC	Not obtained	GRANT	6630	
Good governance program	2011	2013	MIDEC	Obtained	GRANT	1930.49	
Initial and continuing training in decentralization	2011	2013	MIDEC	Obtained	GRANT	1053	
Decentralization Program for Local Development/PERICLES	2007	2013	MIDEC	Obtained	GRANT	2583.75	
Decentralization Program for Local Development/PERICLES	2008	2013	MIDEC	Obtained	GRANT	807.3	
Program for the linking of territorial networks for governance and local development (ART GOLD Mauritanie)	2011	2015	MIDEC	Obtained	GRANT	1620	
Local governance support project	2010	2013	MIDEC	Obtained	GRANT	516.75	
Preparation and implementation of the decentralization and local development strategy	2012	2015	MIDEC				
Study on the establishment of a coherent territorial division	2012	2015	MIDEC				
Regional development fund	2012	2015	MIDEC				
Improvement of authorities' working conditions through the adoption of a more appropriate regulation	2012	2015	MIDEC				
VAINCRE Program (decentralization component)	2012	2015	MIDEC				
Land Management							8102.5
Priority actions	Start	End	Responsible entity	Financing	Type	Amount	
VAINCRE 2 Program (C2D 3)	2011	2013	MHUAT	Obtained	GRANT	1722.5	
Preparation of a National Land Management Plan	2014	2016	MHUAT	Not obtained	GRANT	1080	
Full implementation of the AT (land management) legal and institutional framework							
Rehabilitation and renovation of the city of Tintane	2007	2014	MHUAT	Obtained	GRANT	5300	
Modernization and update of mapping in Mauritania							
Clean-up of the Bay of Nouadhibou							

Year 2011

Economic governance							0
Efficient management of public goods							0
Priority actions	Start	End	Responsible entity	Financing	Type	Amount	
Implementation of a master plan for public financial reform	2012	2015	MF				
Refocus and apply ethical standards to core expenditures by allocating amounts to the ministerial departments concerned for use in specific operations	2012	2015	MF				
Streamline and simplify the validation, payment authorization, and payment stages	2012	2015	MF				
Pursue the rationalization of government expenditure on transport and housing for government officials and employees	2012	2015	MF				
Strengthening of control institutions (audit office, State Inspectorate General, Inspectorate General of Finance)	2012	2015	MF				
Removal of the constraints preventing the implementation of accrual accounting begun in recent years	2012	2015	MF				
Capacity-building for the Directorate General of Government Property	2012	2015	MF				
Continuation of operations to recover/develop public lands	2012	2015	MF				
Real property inventory and delineation of public lands in the regional capitals	2012	2015	MF				
Programming							0
Priority actions	Start	End	Responsible entity	Financing	Type	Amount	
Continue the work of aligning the various economic and financial programming tools (PRSP, MTEF, PIP and LFI)	2012	2015	MF/MAED				
Improve and fine-tune the tool used for economic growth estimates and forecasts	2012	2015	MAED				
Establishment of a system for monitoring the macroeconomic framework and capacity-building in the field of MTEF modeling and preparation	2012	2015	MF/MAED				
Base the budget law on the MTEF as well as the presentation of the budget taking an approach in line with a functional and economic classification	2012	2015	MF/MAED				

Year 2011

Capacity-building for personnel in the fields of macroeconomics and statistics	2012	2015	MAED
Establishment of tools for constant analysis of public policies	2012	2015	MAED
Creation of a financial programming model	2012	2015	MF
Construction of a social accounting matrix prior to the preparation of a general equilibrium model	2012	2015	MAED
Revision of the organic law on budget laws with a view to alignment of the various programming tools	2012	2015	MF/MAED

Statistics							0
Priority actions	Start	End	Responsible entity	Financing	Type	Amount	
Implementation of the National Statistical Development Strategy	2012	2015	MAED				
Organizational and institutional reform of the ONS (National Statistics Office) and establishment of the statistical function within ministries	2012	2015	MAED				
Overhaul of the HCPI	2012	2015	MAED				
Coordination of foreign aid							0
Priority actions	Start	End	Responsible entity	Financing	Type	Amount	
Development of a foreign aid information system	2012	2015	BCM/MAED				
Implementation of the recommendations of the Paris Declaration	2012	2015	BCM/MAED				
Improvement of the coordination of foreign aid	2012	2015	BCM/MAED				
Environmental governance							12279.386
Capacity-building							86
Priority actions	Start	End	Responsible entity	Financing	Type	Amount	
Protect grazing areas and combat brush fires	2014	2016	MDPM ENVDD	Not obtained	GRANT	3000	
Assess Senegal River water pollution risks within the framework of the Aftout EL Sahli Project	2014	2015	MDPM ENVDD	Not obtained	GRANT	75	
Equipment of the National Environmental Control and Monitoring Laboratory	2014	2017	MDPM ENVDD	Not obtained	GRANT	400	
Construction and equipment of buildings for departmental environmental delegations and inspectorates	2013	2015	MDPM ENVDD	Not obtained	GRANT	529	
Construction of a seawall on the outskirts of Nouakchott	2013	2015	MDPM ENVDD	Not obtained	GRANT	1000	

Year 2011

Support for environmental information, education, and communication	2014	2015	MDPM ENVDD	Not obtained	GRANT	350
Combat drought	2007	2012	MDPM ENVDD	Obtained	GRANT	604.8
Participatory environmental protection of oases	2010	2012	MDPM ENVDD	Obtained	GRANT	1151.82
Partnership for the promotion of biodiversity in the oil and gas sector in Mauritania	2011	2014	MDPM ENVDD	Obtained	GRANT	304.75
Program to strengthen capacities for dealing with national disasters caused by climate change	2010	2013	MAED	Obtained	GRANT	1534.091
Local management of the environment and mainstreaming in the planning process	2008	2012	MDPM ENVDD	Obtained	GRANT	329.925

**Climate change****3000**

Priority actions	Start	End	Responsible entity	Financing	Type	Amount
Coastal environmental project	2014	2016	MDPM ENVDD	Not obtained	GRANT	2000
Construction of a seawall on the outskirts of Nouakchott	2013	2015	MDPM ENVDD	Not obtained	GRANT	1000
Protection of the city of Nouakchott (reforestation, Great Green Wall)	2012	2015	MDPM ENVDD			
Increase awareness of climate change	2012	2015	MDPM ENVDD			

**Citizen control of public action****1590****Support for nongovernmental actors and good governance****1590**

Priority actions	Start	End	Responsible entity	Financing	Type	Amount
Support for civil society and culture - PESCC	2013	2014	CDHAHRSC	Not obtained	GRANT	390
Strengthening of civil society in the rural environment	2014	2014	CDHAHRSC	Not obtained	GRANT	200
Fund to Support the Professionalization of NGOs (FAPONG) II	2014	2016	CDHAHRSC	Not obtained	GRANT	1000
Preparation of a system to monitor the activities of international NGOs	2012	2015	CDHAHRSC			
Creation of an entity called "Dar el Moujtama Elmedeni" (Civil Society Center)	2012	2015	CDHAHRSC			
Facilitation of access to bank loans and to microfinance institutions by small civil society organizations	2012	2015	CDHAHRSC			
Study for the establishment of an independent civil society observatory	2012	2015	CDHAHRSC			

**Communications****1884.08**

Year 2011

Communications strategy							421.2
Priority actions	Start	End	Responsible entity	Financing	Type	Amount	
Media support	2008	2012	MCRP	Obtained	GRANT	421.2	
Preparation and implementation of a media development strategy	2012	2015	MCRP				
Institutional, human, and technical capacity-building for the various stakeholders in the press and communications sector	2012	2015	MCRP				
Capacity-building							1462.88
Priority actions	Start	End	Responsible entity	Financing	Type	Amount	
Digitization of the sound archives of Radio Mauritanie	2013	2014	MCRP	Not obtained	GRANT	170	
Establishment of an FM-relay network covering towns located in rural areas	2014	2014	MCRP	Not obtained	QUASI-GRANT	300	
Establishment of a digital network of 35 multichannel TNT terrestrial transmission stations	2014	2016	MCRP	Not obtained	GRANT	992.88	
Capacity-building in the public sector							4388.31
Strengthening of the institutional framework							0
Priority actions	Start	End	Responsible entity	Financing	Type	Amount	
Optimization, formalization, and automation of public administration management procedures and methods							
Rationalization, formalization, and automation of public administration management procedures and methods							
Quality of public services							0
Priority actions	Start	End	Responsible entity	Financing	Type	Amount	
Improvement of the quality of public services through better access to information							
Preparation of a charter of public services							
Simplification of administrative procedures and formalities							
Strengthening of public administration capacities							4388.31
Priority actions	Start	End	Responsible entity	Financing	Type	Amount	

## Year 2011

Public Sector Capacity-Building Project (PRECASP)	2006	2013	MFPMA	Obtained	QUASI-GRANT	4050
Project to improve the purpose of public service	2008	2013	MFPMA	Obtained	GRANT	338.31

Year 2011

PILLAR 5 Strengthening of the oversight,, monitoring, and assessment of 2011-2015 action plans							8,342.15
Institutional mechanism							3500
Legal and regulatory framework							0
Priority actions	Start	End	Responsible entity	Financing	Type	Amount	
Consultation on monitoring and assessment with all stakeholders	2012	2015	MAED				
Diagnosis and stock-taking of monitoring and assessment in Mauritania	2012	2015	MAED				
Preparation and adoption of a framework law on monitoring and assessment	2012	2015	MAED				
Capacity-building							3500
Priority actions	Start	End	Responsible entity	Financing	Type	Amount	
Support for implementation, monitoring, and assessment of the PRSP	2012	2015	MAED	Obtained	BUDGET		
Strengthening of the monitoring/ assessment function of the MAED	2014	2018	MAED	Not obtained	GRANT	3500	
Strengthening of coordination							0
							0
Priority actions	Start	End	Responsible entity	Financing	Type	Amount	
Improvement of consultation by holding regular meetings with TFPs	2012	2015	MAED				
Implementation of reforms necessary for the mobilization of budgetary support	2012	2015	MAED				
Launch of the 3rd action plan of the 2012-2015 PRSP							4842.148
Establishment of the mechanism							0
Priority actions	Start	End	Responsible entity	Financing	Type	Amount	
Creation of a metadata base for the selected indicators	2012	2015	MAED				
Preparation of a matrix of SMART indicators	2012	2015	MAED				



Year 2011

Development of the matrix of indicators							0
Priority actions	Start	End	Responsible entity	Financing	Type	Amount	
Update and improve the PRSP matrix using new informational indicators	2012	2015	MAED				
Reporting tools							0
Priority actions	Start	End	Responsible entity	Financing	Type	Amount	
Establishment of an information and monitoring system	2012	2015	MAED				
Sources of statistical data							419
Priority actions	Start	End	Responsible entity	Financing	Type	Amount	
Conduct of an employment survey (logistical resources as well)	2014	2014	MAED	Not obtained	GRANT	69	
Overhaul of the HCPI	2014	2014	MAED	Not obtained	GRANT	350	
Conduct of two MICS surveys	2012	2015	MAED				
Conduct of the 1 2 3 survey	2012	2015	MAED				
Conduct of the 2012 EPCV	2012	2015	MAED				
Conduct of annual surveys on food security, business, and the agricultural sector	2012	2015	MAED				
Census							1467.75
Priority actions	Start	End	Responsible entity	Financing	Type	Amount	
Conduct of the RGPH (General Population and Housing Census)	2014	2015	MAED	Not obtained	GRANT	1428	
Conduct of the RGPH	2012	2013		Obtained	GRANT	39.75	
Capacity-building							2955.398
Priority actions	Start	End	Responsible entity	Financing	Type	Amount	
CMAP, Phase 2 capacity-building	2007	2012	MAED	Obtained	GRANT	878.475	
Agreement on technical and economic cooperation	2008	2013	MAED	Obtained	QUASI-GRANT	2076.923	
Capacity-building for monitoring-assessment units							

Year 2011

## ANNEX 3. TABLE OF PERFORMANCE INDICATORS

Ref	Indicator	Responsible institution	Type	Category	Reference situation		Prior situation		Current situation		2015 targets
					Year	Value	Year	Value	Year	Value	
1	<b>MILLENNIUM DEVELOPMENT GOALS</b>										
1.1	Incidence of poverty	ONS	Survey	Impact	2004	46.70 %	2008	42%	2011		25%
1.2	Share of the poorest quintile in national consumption	ONS	Survey	Impact	2004	6.7%	2008	6.30%	2011		>10%
1.3	Poverty gap (Incidence x depth)	ONS	Survey	Impact	2004	7%	2008	6.10%	2011		4%
1.4	Percentage of households living in precarious housing	ONS	Survey	Impact	2004	33%	2008	32.50%	2011		0%
1.5	Net rate of enrollment in basic education (TNS)	Education	Survey	Impact	2004	40.2%	2009	73%	2011	72.7%	85%
1.6	Boy/girl ratio in basic education	Education	Survey	Impact	2004	99%	2009	102%	2011	102%	100%
1.7	Retention rate at the end of the basic cycle	Education	Survey	Impact	2004	38.90%	2009	61%	2011	65.2%	79%
1.8	Boy/girl ratio in secondary education	Education	Survey	Impact	2004	85%	2009	85%	2011	82%	100%
1.9	Adult illiteracy rate (age 15 and up)	Islamic Orientation	Survey	Impact	2004	42.50%	2008	38.50%	2011		15%

Year 2011

1.10	Rate of illiteracy among adult women compared to adult men (age 15 and up)	Islamic Orientation	Survey	Impact	2004	17.3	2008	15.50%	2011		5%
1.11	Infant mortality rate (per 1.000)	Health	Survey	Impact	2000	87	2007	77	2011	77	38.04
1.12	Infant-child mortality rate (per 1.000)	Health	Survey	Impact	2000	135	2007	122	2011	118	58.31
1.13	Maternal mortality rate (per 100.000)	Health	Survey	Impact	2000	747	2007	686	2011	626	400
1.14	Rate of HIV/AIDS prevalence	Health	Survey	Impact	2004	0.5%	2008	0.50%	2011	0.70%	<1%
1.15	% of seropositive pregnant women receiving a complete prophylactic ARV regimen to reduce mother-to-child transmission of HIV	Health	Annual	Performance	na	na	na	na	2011	17%	70%
1.16	% of childbirths assisted by qualified personnel	Health	Annual	Performance	2001	57%	na	na	2011	67%	85%
1.17	Rate of malnutrition (weight for age) among children <5 years of age	Health	Survey	Impact	2004	30.2%	2007	29.8%	2011		10%
1.18	Percentage of the population with access to a source of safe drinking water in rural and semi-urban areas	MHA	Survey	Impact	2004	52%	2008	62%	2011	63.3%	74%

Year 2011

1.19	Percentage of households with access to an improved sanitation system	MHA	Survey	Impact	2004	19.7%	2008	21.8%	2011	32.4%	70%
1.20	Area of protected lands to preserve biodiversity (in thousands of hectares)	MDPME DD	Survey	Impact	2010	0.4 %	2000	1232	2011	0.4 %	3 %
1.21	Holding of transparent elections	MIDEC	Survey	Impact	2004	0	2009	1	2011	0	4
2	<b>POVERTY MONITORING INDICATORS</b>										
2.1	Index of extreme poverty	ONS	Survey	Impact	2004	28.80%	2008	26.80%	2011	-	16%
2.2	Number of poor people (in thousands)	ONS	Survey	Impact	2004	1,320	2008	1,284	2011	-	924
2.3	Depth of poverty	ONS	Survey	Impact	2004	15.30%	2008	14.5%	2011	-	7%
2.4	Severity of poverty	ONS	Survey	Impact	2004	6.90%	2008	6.9%	2011	-	4%
2.5	Gini coefficient	ONS	Survey	Impact	2004	39.30%	2008	38%	2011	-	40.50%
2.6	GDP per capita in USD	ONS	Annual	Impact	2004	542	2009	940	2011	1,246.2	1,374
3	<b>MACROECONOMIC INDICATORS</b>										

Year 2011

3.1	Average annual GDP growth rate in Mauritania	MAED	Annual	Impact	2004	5.2	2009	-1.2%	2011	4%	4.7%
3.2	Average fiscal deficit (excluding grants and oil) (in % of non-oil GDP)	MAED	Annual	Impact	2004	8.0%	2009	8.0%	2011	4.2%	2.2%
3.3	Current account deficit excluding official transfers (in % of GDP)	MAED	Annual	Impact	2004	38.7%	2009	14.6%	2011	5.4%	2.9%
3.4	Rate of inflation	BCM	Annual	Impact	2004	10.4	2008	7.3%	2011	5.7%	5.0%
3.5	Gross reserves (in months of imports)	BCM	Annual	Impact	2004	0.6	2008	2.1	2011	3.6	2.8 (2013)
4	<b>PERFORMANCE INDICATORS</b>										
4.1	Number of tourists	MCIAT	Annual	Results	2004	40,000	2008	72,000	2011	65,000	300,000
4.2	Number of beds (hotel capacities)	MCIAT	Annual	Results	2004	1,410	2008	9,503	2011	9,950	15,000
4.3	Paved roads (in KM)	MET	Annual	Results	-	-	2005	2,012	2011	3,546	4,858
4.4	Rehabilitated roads (in KM)	MET	Annual	Results	-	-	2006	990	2011	1,013	1,200
4.5	Number of traffic accidents	MET	Annual	Results	-	-	2009	7,358	2011	7,242	5,518

Year 2011

4.6	Number of deaths on the roads	MET	Annual	Results	-	-	2009	3,094	2011	2,678	2,320
4.7	Number injured in traffic accidents	MET	Annual	Results	-	-	2009	221	2011	177	165
4.8	Time required to set up a business	MAED	Annual	Results	2004	60 days	2008	10 - 30 days	2011	19	5-10 days
4.9	Mauritania's <i>Doing Business</i> Ranking	MAED	Annual	Results	-	-	2010	166	2011	162	156
4.10	Coverage of the country's grain needs by local production	MDR	Annual	Results	-	-	2009	30%	2011	30%	50%
4.11	Rate of livestock immunization coverage (PPCB)	MDR	Annual	Results	-	-	2009	90%	2011	-	100%
4.12	Gross rate of enrollment in basic education (TBS)	Education	Annual	Results	2004	95.10%	2009	99%	2011	97%	100%
4.13	Standard deviation between the gross enrollment rates of wilayas	Education	Annual	Results	-	-	2007	12%	2011	10.5%	5%
4.14	Gross rate of enrollment in the first cycle of secondary education (TBS)	Education	Annual	Results	-	-	2009	23%	2011	22.1%	32%
4.15	Rate of success in the BAC	Education	Annual	Results	-	-	2009	17%	2011	20.83%	30%
4.16	Number trained in FTP (technical and vocational training) schools and centers	Education	Annual	Results	2004	999	2008	1,470 (2,280)	2011	738 (3,935) (page 115)	2,868 (7,910)
4.17	Rate of health coverage within a radius of 5 KM	Santé	Annual	Results	2004	40.60%	2007	40.30%	2011	75%	100%

Year 2011

4.18	Ratio of nurses to population	Santé	Annual	Results	-	-	2010	1 to 1,593	2011		1 to 1,414
4.19	Rate of PENTA 3 immunization coverage of the EPI (children from 0 to 23 months)	Santé	Annual	Results	2004	79%	2008	68.80%	2011	74%	95%
4.20	% of TB cases detected and treated out of all TB cases	Santé	Annual	Results	-	-	2009	69%	2011	19%	55%
4.21	Percentage of suspected malaria cases receiving a parasitological examination (TDR or GE)	Santé	Annual	Results	na	na	na	na	2011	5.1%	90%
4.22	Number of Internet subscriptions	ARE	Annual	Results	-	-	2008	9,693	2011	30,000	400,000
4.23	Number of mobile phone subscriptions per 1.000 inhabitants	ARE	Annual	Results			2008	628	2011	3,284	900
4.24	Percentage of national parliament seats held by women	MCRP	Annual	Results	2004	2%	2008	18%	2011	20%	35%
4.25	Tax ratio	MF	Annual	Results	2006	17.20%	2009	14.10%	2011	16.30%	16.10%
4.26	Number of private radios and televisions	MCRP	Annual	Results	-	-	2010	0	2011	7	3
4.27	Number of women's enterprises developed	MASEF	Annual	Results	-	-	2010	20	2011		100
4.28	Number of students in higher education	Education	Annual	Results	-	-	2009	15,200	2011	16,000	15,800



Year 2011

4.29	Confirmed malaria morbidity	Santé	Annual	Results	2004	-	2009	22%	2011		na
4.30	Number of insured assets at the CNSS	MTFPM A	Annual	Results	-	-	2009	45,000	2011	47,500	47,000
4.31	Share of renewable energies in national electricity generation	MPEMi	Annual	Results			2010	<1%	2011	<1%	15%
4.32	Level of buffer stocks (tons)	CSA	Annual	Results				0	2011	3,100	20,000
5	<b>RESOURCES AND COMPLETION INDICATORS</b>										
5.1	Degree of completion of the Nouakchott sanitation project	MHA	Annual	Completion	2010	0%			2011	0%	100%
5.2	Degree of completion of the project for construction of the Nouakchott water distribution system	MHA	Annual	Completion	2010	0%			2011	10%	100%
5.3	Degree of completion of the project for construction of the campus of the University of Nouakchott	Educa-tion	Annual	Completion	2010	0%			2011		100%
5.4	Degree of completion of the Nouakchott-Rosso road rehabilitation project	MET	Annual	Completion	2010				2011	2%	100%
5.5	Degree of completion of the Atar-Tidjikja road construction project	MET	Annual	Completion	2010				2011	18%	100%
5.6	Degree of completion of the project for the construction. rehabilitation. and	MS	Annual	Completion	2010	0%			2011	-	100%

Year 2011

	equipment of health centers										
5.7	Degree of completion of the Aftout Chergui project (AEP)	MHA	Annual	Completion	2010	0%			2011	5%	100%
5.8	Degree of completion of the Nouakchott power plant expansion project	MPEMi	Annual	Completion	2010	0%			2011	0%	100%
5.9	Degree of completion of the Nouadhibou wind farm construction project	MPEMi	Annual	Completion	2010	0%			2011	0%	100%
5.10	The body organized to oversee the public financial reform functions regularly and meets each year at least once per quarter and ; (ii) the SDR-GFP (master plan for public financial reform) is appropriately and satisfactorily implemented.	MF	Annual	Completion	2010	No			2011	No	Yes
5.11	Creation and regular functioning of an IT Directorate General within the MF	MF	Annual	Completion	2010	No			2011	No	Yes
5.12	Audits of the main IT applications and the MF IT master plan are carried out and implemented Under the authority of the DGI	MF	Annual	Completion	2010	No			2011	No	Yes
5.13	The treasury single account created	MF	Annual	Completion	2010	No			2011	Yes	Yes
5.14	Share of health expenditures in the State budget	MF	Annual	Resources	2010	3.40%	2008	3.6%	2011	3.8%	8 to 10%

## Year 2011

5.15	MEF current expenditure in % of central government current expenditure (excluding debt)	MEEN	Annual	Resources	2009	9.60%			2011	7.3%	10%
5.16	Total FRD (in millions of UM)	MIDEC	Annual	Resources	2004	2,700	2009	3,000	2011	3,000	3,500
5.17	Rehabilitation and construction of new infrastructure and recreational areas at the national level	MCJS	Annual	Completion	2009	-	2010	25%	2011	66%	90% Infrastructure built in compliance with international standards
5.18	Training of young people in national citizenship; activities of cultural, youth, and sports associations	MCJS	Annual	Completion	2009	_	2010	50%	2011	70%	100% coverage of the activities of community organizations achieved
5.19	Percentage of cities without rundown neighborhoods	MHUAT	Annual	Completion	2009	0	2009	20%	2011	45%	95%
5.20	Number of resettlement centers and modern towns created	MHUAT	Annual	Completion	2009				2011	5	25