

Côte d'Ivoire: Poverty Reduction Strategy Paper

Poverty Reduction Strategy Papers (PRSPs) are prepared by member countries in broad consultation with stakeholders and development partners, including the staffs of the World Bank and the IMF. Updated every three years with annual progress reports, they describe the country's macroeconomic, structural, and social policies in support of growth and poverty reduction, as well as associated external financing needs and major sources of financing. This country document for Côte d'Ivoire dated January 2009 is being made available on the IMF website by agreement with the member country as a service to users of the IMF website.

Copies of this report are available to the public from

International Monetary Fund • Publication Services
700 19th Street, N.W. • Washington, D.C. 20431
Telephone: (202) 623-7430 • Telefax: (202) 623-7201
E-mail: publications@imf.org • Internet: <http://www.imf.org>

International Monetary Fund
Washington, D.C.



RÉPUBLIQUE DE CÔTE D'IVOIRE
UNION . DISCIPLINE . TRAVAIL



Stratégie de Relance du Développement et de Réduction de la Pauvreté

Janvier 2009

REPUBLIC OF COTE D'IVOIRE

UNION – DISCIPLINE – WORK

STRATEGY FOR RELAUNCHING DEVELOPMENT

AND REDUCING POVERTY

TABLE OF CONTENTS

ACRONYMS AND ABBREVIATIONS	iii
DECLARATION BY THE GOVERNMENT	ix
EXECUTIVE SUMMARY	i
INTRODUCTION	0
PART I: CURRENT SITUATION	
CHAPTER 1: CURRENT SITUATION OF POVERTY	4
1.1 Definitions and Assessment of Poverty.....	4
1.2 Trend, Profile and Location of Poverty.....	4
1.3 Poverty in Living Conditions	8
1.4 Poverty and Access to Social Services.....	10
1.5 Economic Growth, income inequality and poverty.....	12
1.6 Perception of Poverty by the Population during the Consultations.....	15
CHAPTER 2: SECTORAL AND THEMATIC DIAGNOSIS.....	19
2.1 Peace – Security and Governance.....	19
2.2 Recent Developments in the Economy.....	26
2.3 Private Sector	33
2.4 Rural Development and Agriculture	37
2.5 Food Security and Nutrition	43
2.6 Employment	45
2.7 Population.....	46
2.8 Education/Training/Literacy	48
2.9 Health	54
2.10 HIV/AIDS	57
2.11 Gender	59
2.11 Social Protection.....	60
2.13 Sports and Leisure Activities.....	62
2.14 Environment	63
2.15 Habitat and Living Environment.....	66
2.16 Sanitation.....	67
2.17 Potable water	67
2.18 Electricity and Energy Services	70
2.19 Hydrocarbons	71

2.20	Mining	72
2.21	Infrastructure and transport	72
2.20	Decentralization and Land use Planning	76
2.21	International Context and Regional Integration	78
CHAPTER 3: STATUS OF IMPLEMENTATION OF THE CRISIS RECOVERY PROGRAMS		80
PART II: STRATEGY FOR RELAUNCHING DEVELOPMENT AND REDUCING POVERTY		
CHAPTER 1: CHALLENGES, VISION AND OBJECTIVES OF DEVELOPMENT		85
1.1	Critical Challenges	85
1.2	Development vision.....	86
1.3	Approach for achieving the four major outcomes.....	88
1.4	Development Goals	90
CHAPTER 2: STRATEGY FOR RELAUNCHING DEVELOPMENT AND REDUCING POVERTY		93
	OUTCOME 2: TRANSFORMATION OF CÔTE D’IVOIRE INTO AN EMERGING COUNTRY	103
	OUTCOME 3: A SOCIAL WELL-BEING FOR ALL.....	117
	OUTCOME 4: COTE D’IVOIRE: A DYNAMIC ACTOR ON THE REGIONAL AND INTERNATIONAL SCENE.....	135
	OUTCOME 4: COTE D’IVOIRE: A DYNAMIC ACTOR ON THE REGIONAL AND INTERNATIONAL SCENE.....	139
CHAPTER 3: EFFICIENT IMPLEMENTATION OF THE PRSP		141
3.1	2009-2013 Macro-economic Framework.....	141
3.2	Cost and Funding of the Strategy	144
3.3	Resource Mobilization	149
3.4	Institutional Framework for Monitoring Implementation of the PRSP.....	151
3.5	PRS Implementation Monitoring Processes.....	160
3.3	Time-Table and Plan for Finalizing the PRSP Action Matrices	163
<u>ANNEXES:</u>		
	ANNEXE 1: RECAPITULATIF DES COUTS DE REALISATION DE LA SRP	170
	ANNEXE 2: MATRIX OF PRIORITY INTERVENTIONS OF THE PRSP.....	178

ACRONYMS AND ABBREVIATIONS

\$ Can	Canadian Dollar
°C	Degree Celsius
ACP	Africa-Caribbean-Pacific
ADB	African Development Bank
ADDCI	<i>Assemblée des Départements et Districts de Côte d'Ivoire</i>
ADF	African Development Fund
AFD	French Development Agency
AGEFOP	<i>Agence Nationale de Formation Professionnelle</i>
AGEPE	<i>Agence d'Etudes et de Promotion de l'Emploi</i>
AGEROUTE	<i>Agence de Gestion des Routes</i>
AGOA	African Growth and Opportunity Act
AIDS	Acquired Immuno-Deficiency Syndrome
AIMSC	<i>Appui Institutionnel Multisectoriel à la Sortie de Crise</i>
AMU	<i>Assurance Maladie Universelle</i>
ANADER	<i>Agence Nationale d'Appui au Développement Rural</i>
ANARREC	<i>Agence Nationale de Réinsertion et de Reconstruction</i>
ANOPACI	<i>Association Nationale des Organisations Professionnelles de Côte d'Ivoire</i>
APEX-CI	<i>Association pour la Promotion des Exportations de Côte d'Ivoire</i>
APO	Ouagadougou Political Accord
APO	Agricultural Professional Organization
APPH	<i>Association Professionnelle des Producteurs d'Hévéa</i>
APROMAC	<i>Association des Professionnels du Caoutchouc Naturel de Côte d'Ivoire</i>
ARCC	<i>Agence de Régulation du Café et du Cacao</i>
ARECA	<i>Autorité de Régulation du Coton et de l'Anarcade</i>
ARSO	<i>Aménagement de la Région du Sud-Ouest</i>
ARSTM	<i>Académie Régionale des Sciences et Techniques de la Mer</i>
ARV	Anti Retro Virals
ASE	Support for Services and Enterprises
AVB	<i>Aménagement de la Vallée du Bandama</i>
BAC	Baccalauréat
BCC	<i>Bourse du Coffee et du Cocoa</i>
BCEAO	Central Bank of West African States
BEP	<i>Brevet d'Etudes Professionnelles</i>
BFA	<i>Banque de Financement Agricole</i>
BHCI	<i>Banque de l'Habitat de Côte d'Ivoire</i>
BIC	Industrial and Commercial Profit
BMZ	<i>Bundesministerium für wirtschaftliche Zusammenarbeit und Entwicklung</i>
BNETD	<i>Bureau National d'Etudes Techniques et de Développement</i>
BNI	<i>Banque Nationale d'Investissement</i>
BOT	Build, Operate, Transfer
BRVM	<i>Bourse Régionale des Valeurs Mobilières</i>
BT	<i>Brevet de Technicien</i>
BTS	<i>Brevet de Technicien Supérieur</i>
CAISTAB	<i>Caisse de Stabilisation</i>
CAMPC	<i>Centre Africain de Management et de Perfectionnement des Cadres</i>
CAP	<i>Certificat d'Aptitude Professionnelle</i>

CAP	Common Agricultural Policy
CBO	Community-Based Organization
CDMH	<i>Compte de Mobilisation de l'Habitat</i>
CECOS	<i>Centre de Commandement des Opérations de Sécurité</i>
CEN SAD	Community of Sahelo-Sahelean States
CEPE	<i>Certificat d'Etudes Primaires Elémentaires</i>
CEPICI	<i>Centre de Promotion des Investissements en Côte d'Ivoire</i>
CERAFI	<i>Cabinet d'Etudes et de Réalisations Agricoles, Financières et Informatiques</i>
CET	Common External Tariff
CFAF	Franc of the African Financial Community
CFR	Rural Training Centre
CGRAE	<i>Caisse Générale de Retraite des agents de l'Etat</i>
CICG	<i>Centre d'Information et de Communication Gouvernementale</i>
CIDA	Canadian International Development Agency
CIDT	<i>Compagnie Ivoirienne pour le Développement des Textiles</i>
CM	<i>Cours Moyen</i>
CMR	<i>Centre des Métiers Ruraux</i>
CNALPC	National Small Arms Control Committee
CNCE	<i>Caisse Nationale des Caisses d'Epargne</i>
CNDH-CI	National Human Rights Committee of Côte d'Ivoire
CNPRA	<i>Comité National de Pilotage du Redéploiement de l'Administration</i>
CNPS	<i>Caisse Nationale de Prévoyance Sociale</i>
CNRA	<i>Centre National de Recherche Agronomique</i>
CNW	Centre North West
CODEVI	<i>Compte pour le Développement Industriel</i>
CODINORM	<i>Côte d'Ivoire Normalisation</i>
COGES	<i>Comité de Gestion</i>
CP	<i>Cours Préparatoire</i>
CPC	Permanent Consultation Framework
CRDP	Public Expenditure Review Unit
CSP	Country Strategy Paper (ADB)
CSRS	Swiss Scientific Research Centre
CSSPPA	<i>Caisse de Stabilisation et de Soutien des Prix des Produits Agricoles</i>
CSUCOM	Community-based Urban Health Centre
DC	Developing Country
DCF	Financial Control Department
DCF	Discounted Cash Flow
DDR	Disarmament, Demobilization and Reintegration
DFR	<i>Domaine Foncier Rural</i>
DFRC	<i>Domaine Foncier Rural Coutumier</i>
DGI	<i>Direction Générale des Impôts</i>
DPDRH	Political Declaration on Human Resource Department
DUS	Single Exit Tax
ECOSAN	<i>Concepts Sanitaires Durables ou Assainissement Ecologique</i>
ECOSAP	Ecogas Small Arms Program
ECOWAS	Economic Community of West African States
EDF	European Development Fund
EFA	<i>Ecole des Forces Armées</i>
EFA	Education For All
ENA	<i>Ecole Nationale d'Administration</i>

ENSEA	<i>Ecole Nationale Supérieure de Statistique et d'Economie Appliquée</i>
EPA	Economic Partnership Accords
EPCA	Emergency Post-Conflict Assistance
ESA	<i>Ecole Supérieure d'Agronomie</i>
ESIE	<i>Ecole Supérieure Internationale d'Electricité</i>
ESPC	First Contact Health Establishment
EU	European Union
FAA	<i>Fonds d'Appui à l'Alphabétisation</i>
FAFN	Armed Forces of the <i>Forces Nouvelles</i>
FANCI	Armed Forces of Côte d'Ivoire
FAO	United Nations Food and Agriculture Organization
FDFP	<i>Fonds de Développement et de Formation Professionnelle</i>
FDPC	<i>Fonds de Développement des Producteurs de Café et de Cacao</i>
FDS	Defence and Security Forces
FENACOVICI	<i>Fédération Nationale des Coopératives du Vivrier de Côte d'Ivoire</i>
FER	<i>Fonds d'Entretien Routier</i>
FFW	Food for Work
FGCCC	<i>Fonds de Garantie des Coopératives Café-Cacao</i>
FGI	Female Genital Infection
FHB	Félix Houphouët Boigny
FIAU	<i>Fonds d'Investissement et d'Aménagement Urbain</i>
FIRCA	<i>Fonds Interprofessionnel pour la Recherche et le Conseil Agricoles</i>
FNAA	<i>Fonds National d'Appui à l'Alphabétisation</i>
FNS	<i>Fonds National de la Solidarité</i>
FPM	<i>Fonds de Prévoyance Militaire</i>
FPPN	<i>Fonds de Prévoyance de la Police Nationale</i>
FRAR	<i>Fonds Régional d'Aménagement Rural</i>
FRC	<i>Fonds de Régulation et de Contrôle (de la filière café-cacao)</i>
FSUCOM	Community Urban Health Facility
GDP	Gross Domestic Product
GESTOCI	<i>Société de Gestion des Stocks Pétroliers de Côte d'Ivoire</i>
GNP	Gross National Product
GTZ	<i>Deutsche Gesellschaft für Technische Zusammenarbeit</i>
GVC	<i>Groupement à Vocation Coopérative</i>
HIPC	Heavily-Indebted Poor Countries
HLSS	Households Living Standard Survey
IATCC	Inter-Army Tactical Command Centre
IC	Investment Centre (FAO)
ICA	Abidjan Institute of Cardiology
ICC	Integrated Command Centre
ICT	Information and Communication Technology
IDP	Internally-Displaced Person
IEC	Independent Electoral Commission
IF	Impartial Forces
IFAD	International Fund for Agricultural Development
IHAO	<i>Institut Industriel de l'Afrique de l'Ouest</i>
ILO	International Labor Organization
IMF	International Monetary Fund
INFAS	<i>Institut National de Formation des Agents de Santé</i>
INFPA	<i>Institut National de la Formation Professionnelle Agricole</i>

INFS	<i>Institut National de Formation Sociale</i>
INJS	<i>Institut National de la Jeunesse and des Sports</i>
INPHB	<i>Institut National Polytechnique Houphouët Boigny</i>
INS	<i>Institut National de la Statistique</i>
INSAAC	<i>Institut National Supérieur des Arts et de l'Action Culturelle</i>
IPNEPT	<i>Institut Pédagogique National de l'Enseignement Technique et Professionnel</i>
ISTC	<i>Institut Supérieur de la Communication and des Télécommunications</i>
IVWS	Improved Village Water Supply System
LANEMA	<i>Laboratoire National d'Essai de Qualité de Métrologie et d'Analyse</i>
LDC	Least Developed Country
LMD	BA/Bsc -Master's-Doctorate
LONACI	Côte d'Ivoire National Lottery
MACA	Abidjan Central Prison
MDGs	Millennium Development Goals
MEEF	Ministry of Environment, Water and Forests
MEF	Ministry of Economy and Finance
MEN	Ministry of Education
MFIs	Micro-Finance Institutions
MICS	Multiple Indicator Cluster Survey
MINAGRA	Ministry of Agriculture and Animal Resources
MINAGRI	Ministry of Agriculture
MIPARH	Ministry of Animal Production and Fishery Resources
MSHP	Ministry of Health and Public Hygiene
MTEF	Medium-Term Expenditure Framework
MUGEFCI	<i>Mutuelle Générale des Fonctionnaires de Côte d'Ivoire</i>
NEPAD	New Partnership for Africa's Development
NERICA	New Rice for Africa
NGO	Non-Governmental Organization
OCAB	<i>Organisation Centrale des Producteurs-Exportateurs d'Ananas et de Bananes</i>
OCPV	<i>Office d'Aide à la Commercialisation des Produits Vivriers</i>
OECD	Organization for Economic Cooperation and Development
OHADA	Organization for Harmonization of Business Law in Africa
OSER	<i>Office de Sécurité Routière</i>
PACE	Pan-African Program for the Control of Epizooties
PACIL	<i>Projet d'Appui à la Commercialisation et aux Initiatives Locales</i>
PADER	<i>Projet d'Appui au Développement Rural</i>
PAJD	<i>Programme d'Absorption des Jeunes Déscolarisés</i>
PCAP	Post-Crisis Assistance Program
PCEA	Post-Conflict Emergency Assistance
PEMFAR	Public Expenditure Review and Financial Accountability
PIJR	Rural Youth Insertion Program
PIP	Public Investment Program
PLDA	Local Agricultural Development Project
PMTCT	Prevention of Mother-to-Child Transmission
PNASA	<i>Projet National d'Appui aux Services Agricoles</i>
PNBGRC	National Good Governance and Capacity Building Program
PNDDR	National Program on Disarmament, Demobilization and Reinsertion
PN-DDR/RRR	National Program on Disarmament, Demobilization, Reintegration/ Reconstruction, Rehabilitation and Resettlement
PNDEF	National Education and Training Development Plan

PNDS	National Health Development Plan
PNGTER	<i>Projet National de Gestion de Terroirs et d'Equipement Rural</i>
PNIMT	National Medium-Term Investment Program
PNR	National Rice Program
PNRA	National Program for Redeployment of the Administration
PNRRC	National Community Reinsertion and Rehabilitation Program
PO	Professional Organization
PPDEA	<i>Projet de Promotion et de Diversification des Exportations Agricoles</i>
PPMS	<i>Projet d'Appui aux Petits Producteurs Maraîchers de la Région des Savanes</i>
PRGF	Poverty Reduction and Growth Facility
PRIMAC	<i>Programme d'Information sur les Marchés du Café et du Cacao</i>
PRODESAF	<i>Programme de Développement des Systèmes Agricoles et Forestiers</i>
PROSTAB	<i>Projet de Stabilisation des Systèmes de Production Agricole</i>
PRSP	Poverty Reduction Strategy Paper
PRSP-I	Interim Poverty Reduction Strategy Paper
PSCN	<i>Programme de Service Civique National</i>
PSIF	<i>Programme Spécial d'Insertion des Femmes</i>
PWS	Potable Water Supply
RBM	Results-Based Management
REP	Regional Economic Program
RESEN	<i>Rapport d'Etat sur le Système de l'Education</i>
RIN	Research Impact Network
RNA	<i>Recensement National de l'Agriculture</i>
SAA	<i>Service Autonome de l'Alphabétisation</i>
SATMACI	<i>Société d'Assistance Technique et de Modernisation en Côte d'Ivoire</i>
SICOGI	<i>Société Ivoirienne de Construction et de Gestion Immobilière</i>
SIGFIP	Integrated Public Financial Management System
SITARAIL	<i>Société Internationale de Transport Africain par Rail</i>
SITRAM	<i>Société Ivoirienne de Transport Maritime</i>
SIVOMAR	<i>Société Ivoirienne d'Opérations Maritimes</i>
SMIs/SMEs	Small and Medium Industries/Small and Medium Enterprises
SMP	Staff Monitoring Program
SNDI	<i>Société Nationale de Développement Informatique</i>
SODEFOR	<i>Société de Développement des Forêts</i>
SODEPALM	<i>Société de Développement du Palmier à Huile</i>
SODERIZ	<i>Société de Développement du Riz</i>
SOE	State-Owned Enterprise
SOGEFIHA	<i>Société de Gestion Financière de l'Habitat</i>
SOTRA	<i>Société de Transport Abidjanais</i>
SSN	<i>Système Statistique National</i>
TAF	Technical Assistance Fund (ADB)
TD	<i>Travaux Dirigés (Tutorials)</i>
TOR	Terms of Reference
TP	<i>Travaux Pratiques</i>
UA	ADB Unit of Account
UNACOOPEC-CI	<i>Union Nationale des Coopératives d'Epargne et de Crédit de Côte d'Ivoire</i>
UNAIDS	Joint United Nations Program on AIDS
UNDAF	United Nations Development Assistance Fund
UNDP	United Nations Development Program
UNESCO	United Nations Educational, Scientific and Cultural Organization

UNFPA	United Nations Fund for Population Activities
UNICEF	United Nations Children's Fund
UNO	United Nations Organization
UNOCI	United Nations Mission in Côte d'Ivoire
URECOSCI	<i>Union Régionale des Coopératives de la Savane de Côte d'Ivoire</i>
URES	<i>Unité Régionale d'Enseignement Supérieur</i>
US\$	United States Dollar
USAID	United Nations Agency for International Development
UVICOCI	<i>Union des Villes et Communes de Côte d'Ivoire</i>
VAT	Value Added Tax
VRD	<i>Voiries et Réseaux Divers</i> (External Works)
VTC	Voluntary Testing Centre
VWS	Village Water Supply System
WAEMU	West African Economic and Monetary Union
WARDA	West African Rice Development Centre
WB	World Bank
WFP	World Food Programme
WHDR	World Human Development Report
WHO	World Health Organization
WTO	World Trade Organization

DECLARATION BY THE GOVERNMENT

1. At the time when Côte d'Ivoire is preparing to turn the darkest page of its history since its accession to independence, it is confronted with major challenges. The country must deal both with the organization of general elections open to all, free and fair and meet the aspirations of the Ivorian population through the effective implementation of its Poverty Reduction Strategy Paper (PRSP), the outcome of a long participatory process. Moreover, Côte d'Ivoire is half way between the 2015 deadline set by United Nations for achieving the Millennium Development Goals (MDGs) to which it committed itself at the Millennium Summit held in New York in 2000.

2. Indeed, afflicted by six years of crisis, Côte d'Ivoire has been weakened by a break in social cohesion, increasing insecurity, a slowdown in economic development, massive youth unemployment and the spread of poor governance. This was followed by a deterioration of the country's image, suspension of the relationships with the international financial community and accelerated degradation of the basic socio-economic infrastructure that contributed to increase the poverty rate, evaluated at 48.9% in 2008.

3. The Government of the Republic of Côte d'Ivoire, in the face of this situation, is called upon to find urgent and efficient solutions to these problems, notably in terms of consolidation of peace, reconstruction of the country and sustainable development. Hence, concerned about guaranteeing the welfare of the population, the Government has always made the eradication of poverty an issue of major concern. This commitment has already been expressed by the adoption of the priority orientations of the fight against poverty in 1997 and through the start of the process of development of the PRSP in 2000, as part of the initiative in favor of the Heavily-Indebted Poor Countries (HIPC). This process, which led to the adoption of the interim PRSP in March 2002 by the International Community, was unfortunately interrupted by the military-political crisis of September 2002.

4. However, despite the expenses associated with the crisis recovery process, the Government continued to implement the PRSP-I. The resolution of the latter benefitted from the active involvement of the international community through several resolutions of the UN Security Council and the signing of a series of peace accords, the latest being the Ouagadougou Political Accord (APO). This accord, which defined the conditions for a return to lasting peace, has enabled Côte d'Ivoire to normalize its relations with the International Financial Community. The peaceful context also favored the launching of the process of elaboration of the PRSP on the 3rd, 4th and 5th December 2007 in Yamoussoukro. With the PRSP, Côte d'Ivoire has, today, a reference and coordination framework for the economic, financial, social and cultural policies that permits the eradication of poverty.

5. The Poverty Reduction Strategy Paper aims at improving the living conditions of the population, notably the most vulnerable population groups, through healthy and adequate food, access to potable water, to basic energy services, quality health care services, education, a sound environment and decent habitat. It integrates the promotion and respect of human rights, gender equality and attainment of the MDGs as preconditions for achieving sustainable development. In this perspective, issues relating to vulnerable population infected and affected by major pandemics like HIV/AIDS have been given particular attention. It also offers the opportunity to Côte d'Ivoire to affirm its vocation as a country of hospitality and solidarity. In that regard, the

issue of sub-regional integration has been given priority attention and constitutes one of its strategic orientations.

6. For its development, the Government made it a point of honor to involve and ensure the participation of all its components. In that regard, it notes with satisfaction that this participatory approach has helped to address the specific concerns of the population of each of the regions, notably those of the Centre North West (CNW) zones, who severely suffered from the throes of the war. Moreover, the massive support of the population for this approach obviously confirms its interest, its desire and its commitment to assume its responsibility in the fight against poverty.

7. The Government wishes to congratulate the PRSP drafting committee, which left no stone unturned to develop this paper. In the same vein, it expresses its gratitude to the development partners for their constant support and assistance during these difficult times. The Government reaffirms its commitment and its entire determination, as was the case in 2001, before the national and international community, to implement the PRSP with all the principles of good governance.

8. The Government launches an appeal to all the inhabitants of Côte d'Ivoire, to all its friends and all those who have a stake in it, to support the efforts of the country, by contributing to the successful implementation of the strategies and actions contained in this PRSP. It invites particularly all Ivorian men and women to look in the same direction, to combine their energies and to strive for the same cause, that of smooth and sustainable development for a strong and prosperous Nation.

9. For its part, the Government, drawing lessons from previous experiences, indicates its determination to promote the rule of law, to build a model and modern State in the respect of moral and democratic values within a context of social justice, merit, rigor and integrity. The Poverty Reduction Strategy Paper is presented in this sense as the frame of reference for coordination of all the interventions for meeting these major challenges.

For the Government



REPUBLIC OF CÔTE D'IVOIRE



EXECUTIVE SUMMARY

10. The Poverty Reduction Strategy Paper (PRSP) was developed in the framework of the consolidation of peace and restoration of social cohesion, recovery of the Ivorian economy and sustainable improvement of the welfare of the population who has suffered several years of socio-political and military crises. This document expresses, moreover, the will of the Government to achieve by 2015, the Millennium Development Goals (MDGs) for which Côte d'Ivoire committed itself during the Millennium Summit in 2000.

11. Initiated in 2000, the development of the PRSP, which resulted in the adoption of the Interim PSRP by the International Finance Community in March 2002, was unfortunately interrupted by the military-political crisis of September of the same year. However, the Government pursued the implementation of the PRSP-I, despite the expenditures associated with the crisis recovery.

12. Since the Ouagadougou Peace Accord (APO), signed in March 2007, has created the conditions for a return of lasting peace, Côte d'Ivoire initiated the process of normalization of its relations with the International Financial Community. This context facilitated the re-launching of the development of the PRSP on 3, 4 and 5 December 2007 in Yamoussoukro, following the signing of a Post-Conflict Assistance Program (PAPC) with the World Bank on 07 July 2007, and the Emergency Post-Conflict Assistance Program (EPCA) with the IMF in August 2007.

13. The development of the PRSP relied not only on the review of the implementation of PRSP-I, the results of the consultations in the ten development poles but also on the data of the Survey on Living Standards of Households (ENV2008). The national and international actors involved in the development of the PRSP participated in all phases of the implementation of these activities. This involvement rendered the process highly participatory, through representations of local government, local communities, the civil society, the Defense and Security Forces, rural operators, the private sector and development partners.

14. The data and information collected and processed helped to: (i) carry out an exhaustive analysis of the current situation of poverty in Côte d'Ivoire; (ii) define a vision and development objectives; (iii) develop growth and poverty reduction strategies and (iv) conceive an efficient framework for implementation of the PRSP.

15. Concerning the current situation, poverty was assessed through its monetary dimension, which relies on the welfare indicator and poverty line. This approach helped to identify as poor in 2008, any person with a consumption expenditure below CFAF 661 per day, or CFAF 241,145 per annum. Today, one out of every two people is poor compared to one out of ten in 1985 and the number of poor people has been multiplied by 10 in the space of a generation. Poverty has, therefore, increased on a steady trend, going from 10.0% in 1985 to 36.8% in 1995 and to 33.6% in 1998 before increasing further to 38.4% in 2002 and eventually to 48.9% in 2008, as a result of the successive socio-political and military crises.

16. Poverty is more acute in rural areas than in urban areas. The poverty rate increased from 49% in 2002 to 62.45% in 2008 in rural areas as against 24.5% and 29.45% over the same period in urban areas. The increase of poverty is greater in the city of Abidjan, with about a 50% increase, compared to other towns where the rate of increase is a little below 20%. As at the national level, poverty increased considerably at the level of the development poles (regions) and

differed from one pole to the other. In 2008, eight out of ten development poles register a rate of over 50% as against four in 2002. Among these poles, that of the North is most affected by the phenomenon of poverty, with nearly 4 out of 5 persons being poor in 2008. This pole is followed by the West (63.2%); the Center-West (62.9%); the North-West (57.9%); the Centre-North (57.0%) and the North-East (54.7%). Although they have high poverty rates, the two poorest poles in 2002, the West and the North, registered in 2008 a slight decline of 1.3 and 1.9 percentage points respectively, thanks to the humanitarian economic corridors.

17. The phenomenon of poverty affects, everywhere, both men and women without distinction, but it is globally lower among households headed by women. Indeed, the poverty ratio in 2008 was 48.4% among men and 49.5% among women against respectively 38.1% and 38.7% in 2002. But, poverty according to the gender of the head of family shows significant differences. As in 2002, the level of poverty is higher in households headed by a man (49.6%) than those under the responsibility of a woman (45.4%) in 2008, at the national level.

18. Concerning the distribution of incomes, it is highly unequal like in other African countries. Globally, the Ivorian economy virtually stagnated between 2002 and 2007, whereas the country's population continued to increase at a rate close to 3%; as a result, the average real income rather declined in the recent period, and this decline was all the more important as the income of the household rises. The slight redistribution of relative incomes only partially compensated the strong negative effect of the average income over poverty. Eventually, poverty increased by 10 points between 2002 and 2008.

19. The military political crisis of September 2002 has had a negative outcome on the living conditions of households. Hence, nearly half of the total population said they were directly affected by the crisis. 70.1% of them mentioned feeding problems, 68.1% affirmed having difficulties paying for their health care, 28.4% said they lost their economic activity and 26.3% faced accommodation problems. At the level of incomes, 67.6% of the population affirmed having suffered from salary reductions against 6.5% who said they received salary increments. The rest of the population (25.9%) did not observe any increase in their salaries. In addition to the decline in incomes, 6.7% of the population affirmed having suffered damages to their properties with, on the average, 42.6% of total destruction for some and 35.4% of partial destruction for others.

20. But, beyond the episode of the crisis, several structural factors continue to hold a large segment of the Ivorian population in the throes of poverty: lack of education, difficulties to access health care, larger size, precarious housing, low access to potable water and electricity, unemployment.

21. This situation analysis globally reflects the perception of poverty by the population. These populations think that: (i) poverty concerns, at the economic level, any person "who has few goods, money and resources, (...) and who is deprived of the minimum basic needs"; (ii) it is related, at the sociological level, to the loss of autonomy and exclusion from solidarity networks, (iii) it is expressed, at the psychological level, by a feeling of precariousness, vulnerability, powerlessness and insecurity. This poverty, at the individual level, is basically associated with divorces, death or incapacitating disease of the head of household.

22. At the end of the consultations in the development poles and the sector thematic consultations, the following problems were identified: (i) the social capital among the populations living in Côte d'Ivoire has considerably deteriorated; (ii) many public infrastructural

facilities are not functional; (iii) the population are confronted with increasing insecurity; (iv) the macro-economic performance is consistently sluggish and the macro-economic framework does not adequately integrate the inter-relationships between the different sectors of the economy; (v) the private sector is facing many difficulties that impede its capacity for job and wealth creation; (vi) the agricultural sector is not adequately benefiting from the results of their activities; (vii) food availability and accessibility are precarious; (viii) the employment situation is also precarious and jobseekers are having difficulties entering the economy; (ix) the lack of recent data on the population for development planning purposes is recurrent; (x) the educational system is disorganized; (xi) the level of supervision, financial resources and accessibility to health services are low.

23. In addition, it should be noted that: (xii) the fight against HIV/AIDS suffers from the inadequate services and coordination, low level of strategic information and the ineffectiveness of its integration into the sectors; (xiii) gender inequalities persist; (xiv) social protection of the population, notably the most vulnerable segments, is still low; (xv) the population does not benefit from a healthy and living environment, and decent housing; (xvi) the proportion of households with access to potable water is still low both in rural and urban areas; (xvii) the production and distribution of hydrocarbons and mining remain low; (xviii) the economic infrastructure is deteriorated and inadequate; (xix) the sports sector is disorganized and leisure activities are not promoted; (xx) the resources of local communities are inadequate; (xxi) Côte d'Ivoire has lost its strategic position on the regional and international scene.

24. The diagnosis of poverty helped to define for Côte d'Ivoire a **clear vision** that could be summarized in five main points, around which government actions should be concentrated. The aim is to make Côte d'Ivoire: (i) a *haven of peace*, security, social cohesion and well-being; (ii) an *emerging country* and an economic power in the Sub-region; (iii) a *country where people work* in discipline and the respect of moral values; (iv) a country with a *culture of excellence* and promotion of merit in equity, and (v) a *modern country*, respectful of environmental values. This long-term vision is summarized by **four outcomes** regrouping harmoniously the six strategic orientations identified through the participatory process, accompanied by priority development actions.

25. **Outcome 1: “Restoring and Reaffirming the foundations of the Republic”** regroups the effects of Strategic Orientation 1 on “*Consolidation of peace, protection of life and property and promotion of good governance*” whose objectives are to (i) conduct to its logical conclusion the process of disarmament, demobilization and reintegration, and reunify the country; (ii) restore security for all; (iii) restore the authority of the State over the entire national territory; (iv) consolidate peace and harmony between population; (v) ensure a modern, equitable and inclusive institutional governance; and Strategic Orientation 5 “*Decentralization as a means of participation of the population in the process of development and reduction of regional disparities*”, which aims at (i) deepening the decentralization and citizen participation; (ii) establishing a balanced development of the national territory.

26. **Outcome 2 “Transforming Côte d'Ivoire into an emerging country”** is based, on the one hand, on the effects of Strategic Orientation 2: “*Stabilization of the Macroeconomic Framework*” whose objectives are to restore the social capital between the leaders, the institutions and the population and ensure equitable redistribution of national resources, and, on the other hand, Strategic orientation 3 “*Creation of Jobs and Wealth through Support to the Rural sector and Promotion of the Private Sector as an Engine of Growth*”, which aims at

strengthening the productive sectors in order to, notably, diversify the economy and enhance the local processing of agricultural produce and minerals locally. Important reforms will thus be carried out in accordance with Strategic Orientation 2 in order to improve economic governance and the transparency of budgetary management, including the coffee and energy sectors. Similarly, Strategic Orientation 3 calls for intensification of the promotion of the global competitiveness of the economy through: (i) modernization of the infrastructure; (ii) development of the human capital, know-how and innovation; (iii) establishment of an international class business environment; (iv) the active promotion of exports and (iv) improvement of the financing of the economy.

27. **Outcome 3: “Ensuring Social Welfare for All”** will be attained through the effects of the implementation of Strategic Orientation 4: “*Improvement of the Accessibility and Quality of Basic Services, Protection of the Environment, Promotion of Gender Equality and Social Protection*”. This implementation will help attain, by 2015, the targets of the Millennium Development Goals (MDGs), and ensure for each citizen his inalienable rights to quality of life and access to basic services. To that end, priority actions will be initiated around: (i) the development of the educational system; (ii) the improvement of the health conditions of the population; (iii) the reduction of HIV/AIDS-related mortality; (iii) the improvement of living conditions and protection of the environment; (iv) the improvement of accessibility to potable water, electricity and ICTs; (v) the development of transport services; (vi) the intensification of social protection of the population, notably vulnerable persons; (vii) the reduction of gender inequalities and (viii) the development of sporting and leisure activities.

28. **Outcome 4: “Making Côte d’Ivoire a dynamic Actor on the Regional and International Scene”** relate to the effects of Strategic Orientation 6 “*International Context and Regional Integration*”, which is aimed at reinforcing the cooperation between Côte d’Ivoire and the international community. To that end, the country should (i) contribute to the strengthening of regional integration in the sub-region and in Africa; (ii) better exploit the opportunities offered by international trade opportunities and agreements; (iii) enhance its participation in international and regional governance.

29. To achieve these four outcomes, it was decided to retain the 2009-2015 as the period for implementation of the strategy for re-launching development and reducing poverty. This period is broken down into three sub-periods. The first sub-period concerns *the year 2009*, which is a transitional year during which the general elections should be organized. This year may be used to finalize the preparation of the PRSP operational plans, to strengthen the capacities of the actors and to initiate the major reforms that will help to enhance global competitiveness of the business environment in Côte d’Ivoire. The holding of the presidential election will usher in a period of five years, 2009-2013 that could be devoted to the re-launching of activities in all national spheres. Important projects of reconstruction and reintegration of the population will be implemented during this phase.

30. In the area of poverty reduction, the combined actions for economic recovery and reduction of inequalities will help to reduce, in 2013, the poverty rate to the level attained at the time the crisis broke out in 1999/2000, i.e. under 33.6% compared to 48.9% in 2008, and to reach 16% by 2015. Economic growth during this sub-period should reach 5.9%, under the effect of public investment, increased agricultural activities, better protection in the countryside, and the return of private industrial investors, as well as increased exploitation of the country’s potential in the area of hydrocarbons and mining. The 2014-2015 sub-period will be a period of

acceleration of economic growth, which will be maintained at the rate of 7%. Reforms aimed at the profound transformation of the structure of the economy, conducted during the second sub-period, will then provide the country with the necessary resources to increase structurally value added in the economy and resist exogenous shocks.

31. The realization of the Vision and achievement of the general objectives requires the adoption of a Results-based management (RBM) approach, which helps focus on results, ensure total coherence between the desired final outcomes, the effects sought through the strategies selected, the expected outputs in the sectors of activities and ensure efficient distribution of national resources in the priority areas, while carrying out proactive actions of monitoring-evaluation and correcting the difficulties observed.

32. Indeed, with the development of the PRSP, Côte d'Ivoire now has a reference framework for coordinating its economic, financial, social and cultural policies, to facilitate the eradication of poverty in a dynamic, decentralized and participatory process. Hence, the institutional system in support of the implementation and monitoring-evaluation of the Poverty Reduction Strategy (PRS) should be understood and analyzed in the general framework of implementation of government development policies and the function assigned to the PSRP in this context.

33. The institutional framework for piloting the PRSP comprises three basic bodies: (i) The National Steering Committee (CNP), which is the decision-making body of the institutional monitoring framework of the PRS and which is chaired by the Prime Minister; (ii) The National Supervision Committee (CNS), which supervises the activities of the Permanent Technical Secretariat for Monitoring the PRS (STP-SRP), prepares the decisions of the Steering Committee and serves as an inter-sectoral dialogue framework; and (iii) the Permanent Technical Secretariat for Monitoring the PRS (STP-SRP), which is the technical operational body for monitoring/evaluation of the implementation and reports to the CNS.

34. Moreover, the implementation of the PRS will only succeed if (i) peace returns definitively to the country and the latter finds its unity and the normal functioning of its central and local public institutions; (ii) the general elections are held without any major incident and the Authority that results from the ballot box is not contested; (iii) the authority of the State is restored over the entire national territory; (iv) security is ensured everywhere and for all; (v) the transformation and diversification of the economy is carried out; and (vi) new policies on transparent and inclusive governance are successfully implemented.

35. The PRS will be reviewed in 2012, with a view to assessing the progress made and identifying possible corrections to be made in order to attain the objectives set for 2015.

STATUS OF MDG INDICATORS IN 2008 AND OBJECTIVES SET FOR 2013 - 2015

OBJECTIVE 1: REDUCING ABSOLUTE POVERTY AND FAMINE					
	Units	2002	2008	Targets in 2013	Objectives in 2015
MDG Target 1: Reducing by half, between 1990 and 2015, the proportion of the population whose income is below the national poverty line					
1. Proportion of the population living with an annual income below the national poverty line	(p 100)	38,4	48,9	33.6	16.2
2. Index of poverty gap	(p 100)	12.9	37.2	25.6	12.3
3. Share of the 20% poorest (1st quintile) in national consumption	(p 100)	5.1	5.7	-	-
Target 2: Reducing by half, between 1990 and 2015, the proportion of population suffering from hunger					
4. Percentage of children under 5 years underweight	(p 100)	21.7	20.2	15	10
OBJECTIVE 2: PROVIDING PRIMARY EDUCATION TO ALL					
Target 3: By 2015, provide all children, both boys and girls, all over the world, the means to complete a full cycle of primary education					
6. Net rate of enrolment in the primary cycle	(p 100)	56.5	56.1	60	70
7. Rate of completion of primary education	(p 100)		42.2 in 2005/2006	48	60
8. Rate of literacy among children aged 15 - 24 years	(p 100)	58.9	52.8	60	65
OBJECTIVE 3: PROMOTING GENDER EQUALITY AND EMPOWERMENT OF WOMEN					
Target 4: Eliminate gender disparities in primary and secondary education by 2005 if possible, and at all levels of education by 2015					
9. Index of gender parity in primary education			0.88	0.90	1
9. Girls/boys ratio in secondary education			63.9	65	75
9. Girls/boys education in higher education			56.1		
10. Rate of literacy among women aged 15 - 24 years compared to men		75.2			
11. Percentage of salaried workers in the non-agricultural sector who are women		22.3			
12. Proportion of seats occupied by women at the national Assembly		8.5	8.5	17	30
OBJECTIVE 4: REDUCING MORTALITY OF INFANTS UNDER 5 YEARS					
Target 5: Reducing by two-thirds, between 1990 and 2015, mortality rate in infants under 5 years					
13. Mortality rate in infants under 5 years	(p 1,000)		125 in 2005	88	50
14. Child mortality rate	(p 1,000)	112.0	84 in 2005	62	32
15. Proportion of infants under 1 year, vaccinated against measles	(p 1,000)	57.0			
OBJECTIVE 5: IMPROVING MATERNAL HEALTH					
Target 6: Reducing by three-quarters, between 1990 and 2015, the rate of maternal mortality					
16. Maternal mortality rate	(p 100,000 live births)		543 in 2005	345	149
16a. Rate of use of contraceptives	(p 100)	11.6			
17. Proportion of child births in a health facility	(p 100)				
17a. Rate of child births assisted by qualified personnel	(p 100)		56.8	80	90

OBJECTIVE 6: COMBAT HIV/AIDS, MALARIA AND OTHER DISEASES					
Target 7: By 2015, stop the spread of HIV/AIDS and begin to reverse the trend					
18. Prevalence of HIV among pregnant woman receiving pre-natal consultation	(p 100)	9,7	8,2	4	2
18. Rate of infection of HIV/AIDS	(p 100)	-	4,7	2,5	1,8
Target 8: By 2015, have controlled malaria and other diseases and begun to reverse the trend					
21a. Incidence of malaria	(p 1000)	93,61	146,3	120	110
21a. Incidence of malaria among children under 5 years	(p 1000)		110,89	60	50
21b. Rate of hospitalisation for malaria	(p 100)	4,4	-	3	0
22. Rate of use of impregnated bed nets	(p 100)	7		15	60
23a. Incidence of tuberculosis	(p 100.000)	84	393	307	250
23b. Rate of mortality from the worst form of tuberculosis	(p 100)	57			
OBJECTIVE 7: ENSURE A SUSTAINABLE ENVIRONMENT					
Target 9: Integrate the principles of sustainable development in national policies and reverse the trend of degrading environmental resources					
26. Proportion of protected zones for preservation of biodiversity	(p 100)	7,2	10	14	20
Target 10: Reduce by half, by 2015, the percentage of population without access to clean water and basic sanitation services					
27. Energy consumed by unit of GDP produced	(p 1000)	0,27			
29. Proportion of population using solid fuel	(p 100)	81,1	77,5		
30. Proportion of population having access to improved water sources on a sustainable basis	(p 100)	51,2	61,0	76,1	82,5
Urban	(p 100)	61,0	77,0		
Rural	(p 100)	43,8	50,0		
31. Proportion of population with access to improved sanitation systems	(p 100)	60,9	64,9		
Urban	(p 100)	91,5	95,2		
Rural	(p 100)	37,5	43,9		
Target 11: Succeed, by 2020, to improve significantly the lives of at least 100 millions inhabitants of shanty towns					
32. Proportion of households having access to decent housing	(p 100)	27,1	30		
OBJECTIVE 8: PUT IN PLACE A GLOBAL PARTNERSHIP FOR DEVELOPMENT					
Target 12: Pursue the implementation of a multilateral trade and finance system which is open, rule-based, predictable and non-discriminatory					
41. Proportion of OPA allocated to strengthen trade capacity	(p 100)	0,0			
Target 13: Tackle the needs of the least developed countries					
34. Proportion of ODA devoted to basic social services	(p 100)	0,00			
35. Proportion of ODA which is untied	(p 100)	18,04			
Target 15: Manage globally the debt problems of developing countries through national and international measures designed to make debt viable in the long term					
44: Debt service, as percentage of exports of goods and services	(p 100)	14,08			
Target 16: Formulate and apply strategies enabling youth to find decent and useful employment					
45. Unemployment rate for those aged 15 to 24 years	(p 100)	8,68	24,2		
Target 17: In cooperation with pharmaceutical industry, make essential medicines accessible, affordable for developing countries					
46. Index of satisfaction of demand for medicines by public, religious and community health services	(p 100)	89,0			
Target 18: In cooperation with the private sector, make the advantages of new technologies, in particular the technologies of information and communication, accessible to all					
47. Number of telephone lines per 100 inhabitants	(p 100)	1,9			
47: Number of mobile phone users per 100 inhabitants	(p 100)	5,9			
48: Number of Internet users per 100 inhabitants	(p 100)	0,1			

INTRODUCTION

36. Situated in the Western part of the African continent and in the inter-tropical zone, Côte d'Ivoire stretches over an area of 322,462 Km². It is limited in the South by the Atlantic Ocean, in the East by Ghana, in the North by Burkina Faso and Mali, and in the West by Guinea and Liberia. Yamoussoukro is the political capital of the country and Abidjan, the economic capital.

37. The population of Côte d'Ivoire is estimated at 20.8 million inhabitants in 2008, 26% of whom are immigrants mainly from countries of the sub-region. There are about sixty ethnic groups in the country distributed into four major groups: Voltarians, Mandés, Akans and Krous. Côte d'Ivoire is a secular State, where several religious groups live together, the main ones being Islam, Christianity and Animism.

38. Poverty reduction has always been at the center of the Government's economic, social and cultural development policies. Indeed, the Ivorian State understood very early the need to invest in the social sectors, notably education, health and basic socio-economic infrastructure, in order to improve the environment and standard of living of the population. This policy resulted in the adoption of a national poverty reduction program by the Government in 1997.

39. However, the efforts made were impeded by the economic crises of the 1980s and early 1990s. These crises resulted in the deterioration of the living conditions of the population, despite the adoption and implementation of the different economic and financial programs over the period. Indeed, the poverty rate experienced a sharp increase between 1985 and 2008. From 10% in 1985, the rate rose to 36.8% in 1995, and then to 38.4% in 2002 and eventually to 48.9% in 2008.

40. Since 2000, like many sub-Saharan African countries, Côte d'Ivoire embarked on the process of developing a Poverty Reduction Strategy Paper. The desire of the Government to develop such a document was dictated by the concern to have a coherent and consensual reference framework fixing the major orientations in the area of economic and social development. This framework should help implement, monitor and evaluate efficient strategies that should help reduce significantly poverty in Côte d'Ivoire by 2015, in accordance with the Millennium Development Goals.

41. The Government's commitment was materialized by the establishment of an institutional framework for piloting the PRSP in July 2000, through a national consultative committee endowed with a technical body called the PRSP Supervisory Committee. The activities carried out by this Committee facilitated the development of the Interim PRSP, which was validated in January 2002 by the national actors and approved in March of the same year by the Boards of Directors of the International Monetary Fund and the World Bank.

42. Moreover, the negotiations initiated with the Bretton Woods Institutions resulted in the implementation of a Staff Monitoring Program (SMP) in July 2001. The implementation of this program helped, among other things, to stabilize the economy with a slight increase of 0.1% in 2001 as against -2.3% in 2000. The success of this SMP, with the support of the entire international community, led to the establishment of a 2002-2004 Triennial Program in the framework of the Poverty Reduction and Growth Facility (PRGF).

43. A conclusive evaluation of this PRGF, which was already registering significant progress at the end of the first semester 2002, should have enabled Côte d'Ivoire to obtain the decision

point at the end of the year 2002. However, the military-political crisis that broke out in September of the same year and which resulted in the division of the country into two ruined all hopes of benefiting from interim debt relief facilities.

44. In a quest for a satisfactory and sustainable crisis recovery, several peace accords were signed (Lome, Accra, Marcoussis, and Pretoria) and resolutions adopted by the UN Security Council, including the establishment of special buffer forces: the *Licorne* and the United Nations Operation for Côte d'Ivoire (UNOCI). These accords and resolutions did not, however, result in recovery from the crisis.

45. The Ouagadougou Political Accord signed on 04 March 2007, marked a decisive step towards crisis recovery. Indeed, it opens new possibilities and orients Côte d'Ivoire towards a process of restoration and consolidation of a sustainable peace. Moreover, with the gradual restoration of confidence, the country is reviving its relations with development partners. This situation permitted the signing of an Emergency Post-Conflict Assistance (EPCA) program with the IMF in August 2007, the conclusion with the ADB of a Multilateral Crisis Recovery Institutional Support (AIMSC) on 28 February 2008, a Post-Conflict Assistance Program (PCAP) with the World Bank on 07 July 2007 and the signing of the United Nations Development Assistance Framework (UNDAF) on 04 July 2008.

46. It is in this context of irreversibility of the crisis recovery program that the Government, with the support of development partners, launched the process of development of the Final PRSP in December 2007 during a workshop held in Yamoussoukro. This revival workshop helped, on the one hand, to sensitize the main actors of the process on the need to finalize the PRSP, to present and approve the main stages and the time-table of its conduct, and on the other hand, to validate the results of the pilot survey, the methodological guide and the questionnaire of the 2008 national survey on living conditions of households.

47. Côte d'Ivoire has adopted the basic principles of the PRSP approach, namely: (i) be participatory; (ii) be geared towards concrete results; (iii) be global in scope and magnitude; (iv) be marked by a spirit of partnership and (v) have a long-term perspective.

48. The PRSP was developed using a participatory approach. The first stage consisted in collecting the aspirations and needs of the population. Hence, consultations were conducted from 17 March to 30 April 2008 over the entire national territory subdivided into ten development poles. During these consultations, eleven working commissions were constituted and composed of representatives from the prefectural corps, local communities, decentralized services of the Administration, traditional and religious authorities, women's and youth associations, the defense and security forces, development mutuals, rural operators, development partners, the private sector and civil society. The results of these consultations were presented and validated during the workshop held from 21 - 22 May 2008 in Yamoussoukro

49. On the basis of these results and the evaluation of the implementation of the Interim PRSP, six strategic orientations for poverty reduction over the period 2009-2013 were retained. They are: (i) consolidation of peace, protection of life and property, and promotion of good governance; (ii) stabilization of the macro-economic framework; (iii) creation of jobs and wealth through support for the rural sector and promotion of the private sector; (iv) improvement of accessibility and quality of basic social services, preservation of the environment, promotion of gender equality and social security; (v) decentralization as a means of participation of the

population in the development process and reduction of regional disparities; and (vi) international context and regional integration.

50. Several activities have been undertaken, including the constitution of the drafting committee, the strengthening of the capacities of the drafters of the PRSP in results-based management (RBM), planning based on human rights and realization of the MDGs, the organization of workshops on thematic discussions, prioritization of the strategic orientations, and the development of diagnoses and sector strategies together with action plans. All these activities helped to enhance national appropriation of the PRSP process.

51. This Final PRSP is, therefore, the fruit of the consultations with the population in the countryside, exploitation of research activities, sector policies, and evaluation of ongoing programs. This document represents a framework through which Côte d'Ivoire and its partners have committed themselves to take up the challenges of development.

52. It comprises six chapters grouped into two parts. The first part entitled "Current Situation" is composed of three chapters, and deals successively with the current poverty situation in Côte d'Ivoire, the sectoral and thematic diagnosis, and the status of implementation of the post-crisis programs. The second part, entitled "Strategies for Growth, Development and Poverty Reduction" comprises three chapters and treats respectively the vision and objectives; growth and poverty reduction strategies; efficient implementation of the PRSP and, finally, examines the hypotheses and risks associated with implementation of the PRSP.

PART I

CURRENT SITUATION

CHAPTER 1: CURRENT SITUATION OF POVERTY

1.1 Definitions and Assessment of Poverty

53. Poverty is a multi-dimensional and complex concept, generally represented under three dimensions: the monetary dimension, the lack or non satisfaction of vital needs and the sociological and psychological dimension. Poverty is experienced at both the individual and collective levels.

54. The assessment of poverty in Côte d'Ivoire is built around the monetary dimension. This evaluation is based on two factors: a welfare indicator and minimum basic needs. The welfare indicator retained is the consumption expenditure of households, used mainly because of the difficulties in collecting reliable data on household incomes. Regarding the minimum basic needs factor, it helps to classify the population into two groups. Population whose consumption expenditure is below the poverty line is considered "poor" while the population whose consumption is above the line is considered "non-poor".

55. To determine the poverty line, two approaches are possible: (i) the method of the absolute poverty line corresponding to a minimum of nutritional needs to be met, to which is added a basket of basic non-food items; (ii) the method of relative poverty line, which is determined by the highest amount of consumption expenditures of a proportion of the population selected in an arbitrary manner.

56. The analysis of poverty in Côte d'Ivoire is based on a relative poverty line. Obtained on the basis of the data of the 1985 Permanent Household Survey (EPAM 85), this line was equal to CFAF 75,000 per capita and per annum. This amount was evaluated on the basis of consumer prices taken from markets in the city of Abidjan, over the period February 1985 to January 1986. It corresponded to the highest amount of consumption expenditures of the poorest 10% for this year. A deflator is applied to the consumption expenditures to take into account price differences between the other development poles of the country and the city of Abidjan.

57. At each new survey, this monetary poverty line is re-evaluated. Hence, the poverty lines obtained are: CFAF 101,340 in 1993, CFAF 144,800 in 1995, CFAF 162,800 in 1998, CFAF 183,450 in 2002 and CFAF 241,145 in 2008.

58. Eventually, poor in 2008, is the person with a consumption expenditure of less than CFAF 661 per day, or CFAF 241,145 per annum.

1.2 Trend, Profile and Location of Poverty

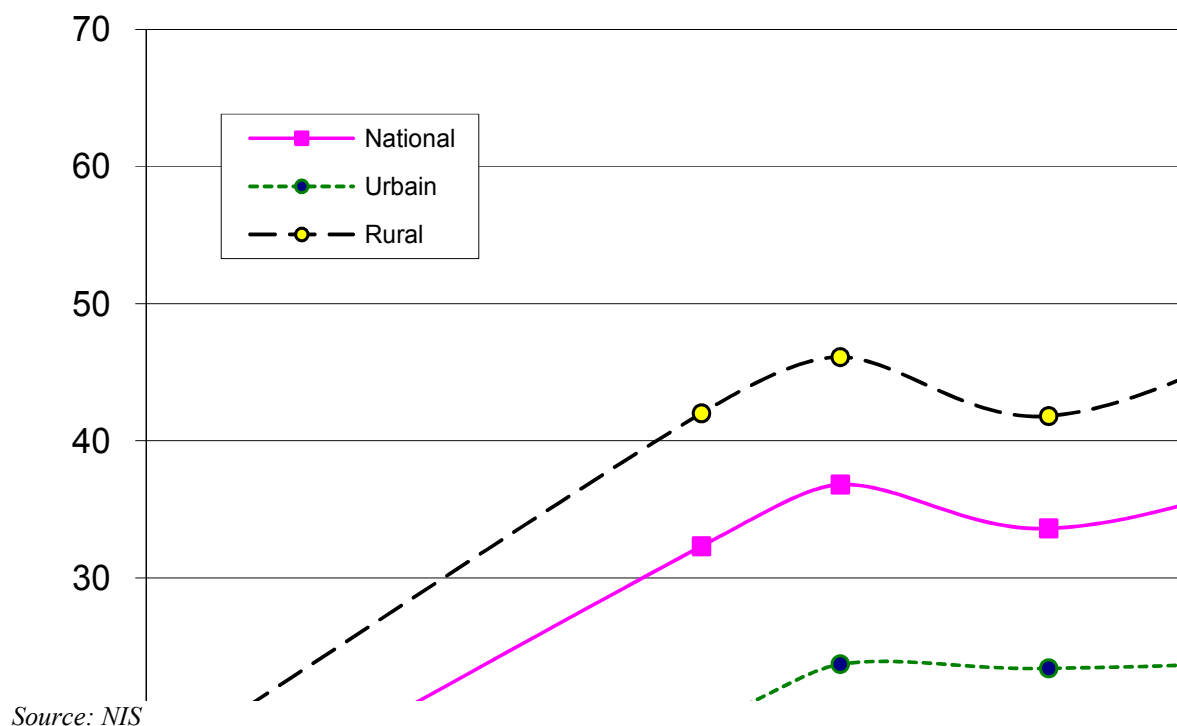
Nearly one out of every two Ivorians is poor

59. In Côte d'Ivoire, the number of poor people has multiplied by 10 within the space of a generation. Today, one out of two people is poor as against one out of ten people in 1985. Indeed, the poverty rate has increased from 10% in 1985 to 48.9% in 2008; which corresponds to a population of poor people estimated at 974,000 in 1985 and 10,174,000 in 2008.

Poverty on a rising trend since 1985

60. The analysis of the trend of the incidence of poverty between 1985 and 2008, as shown in Graph 1, highlights three important sub-periods.

Graph 1: Trend of the Poverty Rate between 1985 and 2008



61. The first sub-period, 1985 – 1995, was characterized by a rapid increase in the level of poverty. In fact, the poverty rate increased from 10.0% in 1985 to 36.8% in 1995, representing an average increase of 2.7 points per annum. This period was marked by an unfavorable economic situation characterized by the deterioration of the terms of trade, the fall in prices of agricultural raw materials, stagnation of the real GDP growth at around 0.8% per annum, inadequate to compensate for the high demographic growth of 3.8%. Moreover, the devaluation of the CFA Franc in January 1994 accentuated the reduction of the purchasing power of households.

62. The second sub-period, 1995 - 1998, registered a slight decline of poverty whose incidence fell from 36.8% in 1995 to 33.6% in 1998. This result was attributable to the positive effects of the 1994 devaluation, combined notably with the improvement of the terms of trade and the resumption of investment. Furthermore, the rate of economic growth, ranging between 5 and 7%, was higher than the population growth rate of 3.3%.

63. Finally, the third sub-period, 1998 – 2008, is characterized by an aggravation of poverty, with the rate increasing from 33.6% in 1998 to 38.4% in 2002, and then to 49.9% in 2008. This period was marked by a series of socio-political and military crises, culminating in the military coup d'état of 24 December 1999 and the armed rebellion of 19 September 2002, which resulted in the *de facto* division of the country.

Poverty more rural than urban

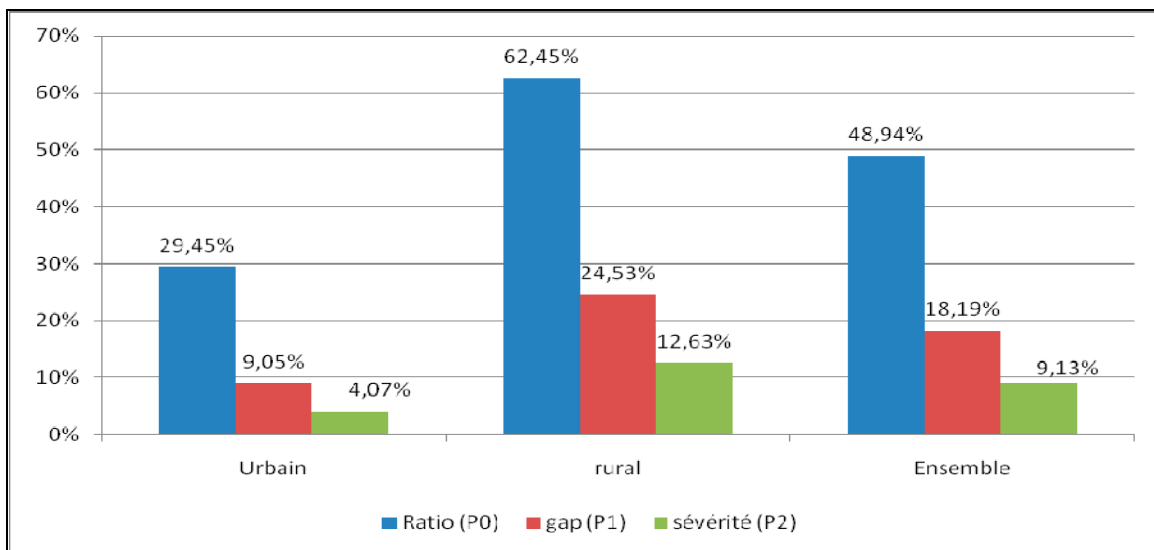
64. All the studies conducted in Côte d'Ivoire showed that poverty is consistently more acute in rural areas than in urban areas. Twelve (12) out of 20 people are poor in the rural areas compared to 6 in the urban areas in 2008. This proportion ratio was 3 out of 20 people in rural areas compared to 1 out of 20 people in urban areas in 1985.

65. The poverty rate in rural areas deteriorated particularly in recent years, which coincided with the military-political crisis. It increased from 49% in 2002 to 62.45% in 2008, representing a rise of more than 13 points, while it only increased by 4 points in urban areas where the poverty ratio increased from 24.5% in 2002 to 29.45% in 2008.

66. In urban areas, the increase in the poverty rate was considerable. In the city of Abidjan, the poverty ratio increased from 14.9% in 2002 to 21.02% in 2008. In the other towns, poverty rose from 31.9% in 2002 to 38.06% in 2008, representing an increase of nearly 20%.

67. The poverty gap and severity of poverty are also rising, testifying to the deepening of poverty in Côte d'Ivoire¹. The poverty gap (P1) thus increased from 12.9% in 2002 to 18.19% in 2008, which implies that more efforts are required in 2008 to get the population out of poverty than in 2002. In rural areas, the poverty increased from 17.1% in 2002 to 24.53% in 2008. In urban areas, the gap is 9.05% in 2008 as compared to 7.3% in 2002.

Graph 2: Distribution of Poverty Indicators according to Place of residence



Source: ENV2008

¹ Several types of indicators used to assess poverty: **The poverty ratio (Po)** measures the percentage of the population whose consumption expenditure is below the monetary poverty line. **The poverty gap (P1)** measures the average difference in percentage between the level of the welfare of poor population groups and the poverty line. It helps to calculate theoretically the minimum amount of additional resources to be allocated to poor population groups to bring them to the level of the monetary poverty line. **The severity of poverty (P2)** measures the average squares of the deviations between the consumption of poor people and the poverty line. It helps to accord relative importance to the poorest in a given group.

A poverty unequally distributed and on the increase

68. Compared to 2002, poverty increased considerably in the development poles, particularly in the formerly occupied development poles. In 2008, the poverty rate in eight out of ten development poles exceeds 50% as against four in 2002. Among these poles, that of the North is the one most affected by the phenomenon of poverty, with 4 out of 5 people being poor in 2008. This pole is followed by those of the West (63.2%); the Centre-West (62.9%); the North-West (57.9%); the Centre-North (57.0%) and the North-East (54.7%). Poverty has increased. Indeed, the poverty rate has nearly doubled in the North and the Centre-North. The West of the country, which seriously suffered from the effects of the crisis, registers a high poverty rate but practically equal to that of 2002. In the North-West, the poverty rate increased by 6 points compared to 2002.

69. Although with high poverty rates, the two poorest poles in 2002, West and North-East, registered in 2008 a slight decline of 1.3 and 1.9 percentage points respectively. This situation could be explained by the establishment of humanitarian and economic corridors. These corridors have not only facilitated the selling of agricultural output, notably coffee and cocoa for the West, cotton and cashew for the North-East, but also the offer of humanitarian aid since 2002. On the other hand, in the North, the vast majority of cotton and cashew producers did not receive the proceeds of their sales. To that are added, in the CNW zones, the generalized decline in economic activity, the dysfunction of basic social services due to the absence of State and difficult access to these services.

70. In the broad southern region, the poverty rate in households headed by internally-displaced persons is 36.5%; it is 36.0% in households accommodating internally-displaced persons. These rates, lower than the national rate of 48.9%, could be explained by the efficient integration of the displaced persons or by the peaceful atmosphere prevailing in the countryside since the signing of the various agreements, notably that of Ouagadougou in March 2007.

Table 1: Poverty Rates in the different Regions for 2002 and 2008

Development Pole	Capital	2002	2008	Trend
City of Abidjan	Abidjan	14.9	21	6.1
Centre-North	Bouaké	32	57	25
Centre-West	Daloa	50.3	62.9	12.6
North-East	Bondoukou	56.5	54.7	-1.9
North	Korhogo	40.3	77.3	37
West	Man	64.4	63.2	-1.2
South	Abidjan	30.3	44.6	14.3
South-West	San Pedro	41.3	45.5	4.2
Centre	Yamoussoukro	41.4	56	14.6
Centre-East	Abengourou	44.9	53.7	8.8
North-West	Odienné	51.9	57.9	6
Total Côte d'Ivoire		38.4	48.9	10.5

Source: ENV2008

Poverty affects, everywhere, both men and women without distinction, but it is globally lower in households headed by women

71. The poverty ratio in 2008 is 48.4% among men and 49.5% among women as against respectively 38.1% and 38.7% in 2002. In Abidjan, in 2008, the poverty rate is 20.7% among men and 21.2% among women. It is respectively 37.7% and 38.4% in the other towns and 61.3% and 63.6% in rural areas.

72. However, poverty according to the gender of the family head shows significant differences. As in 2002, the level of poverty is higher in households headed by a man (49.6%) than in those under the responsibility of a woman (45.4%) in 2008, at the national level. This trend is observed in the Centre-West, West, South and Centre-East poles. The contrary situation is observed in the Centre-North and North-East poles. However, for the rest of the development poles and the city of Abidjan, there are no significant differences between poverty levels on the basis of the gender of the family head.

73. In rural areas, in 2008, the poverty rate in households headed by a woman is higher (over 70%) than those under the responsibility of a man in the North, Centre-West, Centre-North and North-East poles. The opposite situation is observed among the rural population in the West, Centre and Centre-East, where the poverty rate in households headed by a man is over 64%. In the rest of the poles, no significant difference is observed.

74. In urban areas, the differences are less significant in most of the poles, except in the North-West where the poverty rate is 55.5% in households headed by a woman as against 43.3% in those headed by a man.

1.3 Poverty in Living Conditions

The probability of being poor increases with the size of the household.

75. The average size of poor households is 6.3 people against 3.9 among non-poor households. From 10.7% among people living alone, the poverty rate increases to 34.8% among individuals living in a household of 4 people, to 51.7% among those living in household of 6 people and to 66.4% among those living in a household of 10 people..

Poverty is inversely related to the level of education

76. The poverty rate reduces as and when the level of education increases. From 57.5% among population without education, this rate drops to 6.6% among the population with a higher level of education. The positive outcome of education on poverty is confirmed by the fact that 38.35% of those who went to school are poor while this proportion is 58.18% among those who never went to school. In other words, investment in education is a key lever of poverty reduction.

77. Poor population groups living in urban areas are more educated than poor population groups living in rural areas. In urban areas 30.5% of the educated poor have primary school education, 15.6% secondary education and 0.9% higher education. In rural areas, the rates are respectively 27.2%, 6.3% and 0.1% for the same levels. The low percentage of people with secondary and higher education in rural areas is due to the high concentration of secondary and higher educational institutions in urban areas. Moreover, most economic activities, which demand qualified manpower, are located in the cities.

78. Among the poor, the net rate of literacy is 33.70%, with a rate of 44.14% among poor men and 23.94% among women. Taking into account the place of residence, it is 49.56% among the urban poor, 27.77% among the rural poor.

Poverty increases with disability

79. The notion of disability concerns persons presenting at least one of the following disabilities: blindness, deafness, dumbness, paralysis, mental disease, physical disability, disability of the upper limbs and disability of the lower limbs.

80. About 63.1% and 32.5% of people suffering from at least one disability are poor respectively in rural and urban areas. This proportion is respectively 62.4% and 29.4% among people without disability. The poverty gap between disabled persons and people without disability is more pronounced in urban areas (3.1 points) than in rural areas (0.7 point). The gap is 2.5 points at the national level with poverty rates of 51.4% among disabled persons and 48.9% among people without disability.

The type of activity is a determining factor of poverty

81. The proportion of the poor working in the agricultural sector is high. Indeed, 46% of the poor are active in this sector. The proportions of the poor in the other sectors are respectively 15% and 2% in the non-agricultural informal sector and the modern sector.

82. Poverty seriously affects workers in the informal agricultural sector and, to a less extent, those of the non-agricultural informal sector. Indeed, the poverty rate is 64.7% in the informal agricultural sector and 36.1% in the non-agricultural informal sector. The rate in the modern sector is 19.1% for the public and semi-public sectors, 19.4% in the private sector and 35.2% in the agro-industrial sector.

The habitat and housing facilities are also determinants of poverty

83. **In Côte d'Ivoire, the type of housing is a distinguishing factor of poverty in urban areas.** In fact, the proportion of poor households living in huts, sheds, and isolated houses is high. This proportion is respectively 69.0%, 64.2% and 50.3% to which are added poor households of shared houses estimated at 31.3%. This factor is not a differentiating factor in rural areas where each household has generally a roof and the percentage of poor households living in such houses is close to the poverty rate in this environment.

84. Households that have no **sanitation systems** are among the poorest. Indeed, while the poverty rate is only 10.8% among households with WC toilets, it is 44.8% among those that use pit latrines and 67.9% in household without WC.

85. About 32.9% of households that have **individual electricity meters** are poor. This is by far the lowest rate when households are divided according to the mode of lighting. In the other cases, the proportion of the poor varies from 38.8% in households using a group meter to 63.6% in households using kerosene and 70.6% for households using other modes of lighting.

86. In urban areas, the population that has access to potable water is less poor than those that use other sources of water supply. Indeed, the poverty rate is respectively 18.9% and 23.3% among population groups that have a private or public standpipe. On the other hand, the rate is

49.9% among those that use water from wells and 53.0% among those that consume surface water.

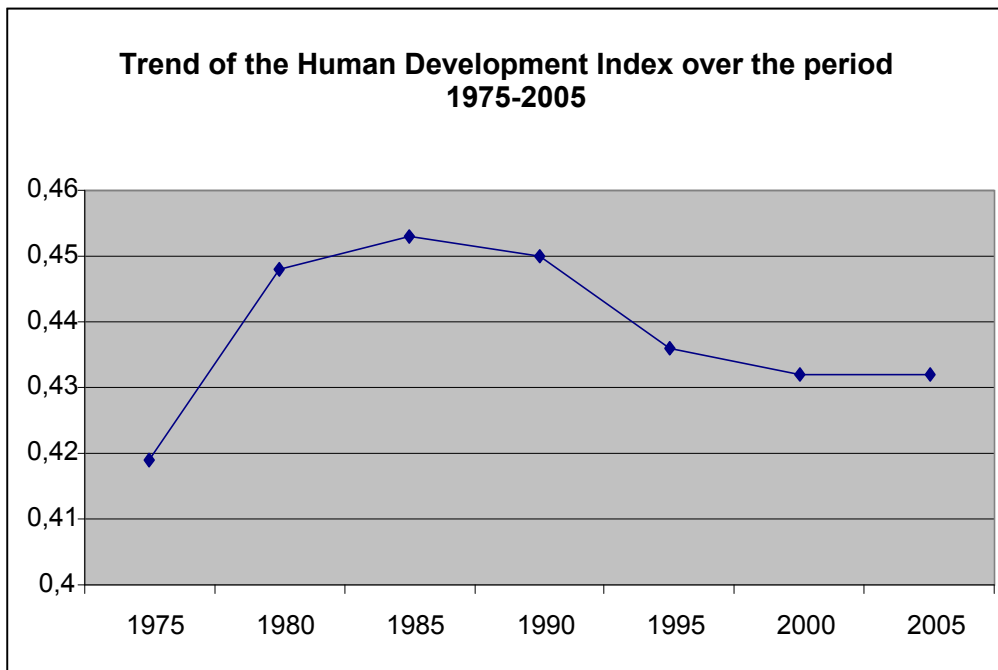
87. In rural areas, the poverty rate, according to the source of water supply is respectively 64.3%, 67.4%, 62.4% and 68.6% for the HVA, public pumps, wells and surface water. There is, therefore, no direct link between access to potable water and poverty in rural areas.

88. In sum, poor households are large and most of them live in slums without the minimum facilities. As regards poor population groups, they have a low level of education and work in the informal agricultural sector.

Trend of the HDI

89. The trend of the Human Development Index (HDI), on decline since the middle of the 1980s (see Graph 3), confirms the importance of human poverty in Côte d'Ivoire. This decline in HDI is due to the drop in life expectancy and the low dynamism of the economy.

Graph 3: Trend of the HDI in Côte d'Ivoire



Source: UNDP

1.4 Poverty and Access to Social Services

The poor find it difficult accessing health and education

90. In the area of health, 12% of the poor have no access to a health center and 26% of the poor have no access to a general hospital. Furthermore, 54% of the poor walk to the health center as against 14% to a general hospital.

91. In case of illness, poor population consult first of all traditional healers or practise self-medication instead of consulting a modern health personnel. Indeed, 52.0% of those who declare

that they consult first of all a traditional healer, in case of illness, are poor compared to only 25% of those who prefer to consult in this case a doctor. This situation reflects the lack of, or the long distance separating them from, health centers and the high cost of modern health services.

92. Concerning **education**, 46% of the poor have no access to universities and *grandes ecoles*, 34% to pre-school education and 26% to secondary education. Primary education is the most accessible for the poor since 64% of the poor population can walk to school and only 2% uses public transport.

Failures and drop-outs increase the precariousness of unemployment

93. The majority of the unemployed are young, as 2/3 of them are under 30 years. The significant fact is that unemployment begins early among the poor category, namely those aged under 20 years represent the quarter of the unemployed poor as against 15 % among the unemployed non-poor.

94. Among the non-poor, those aged between 30 and 44 years are most affected by unemployment (27%) while those aged 20 - 24 years are affected by the phenomenon (28%) among the poor.

95. The analysis according to gender shows that among the poor men are more affected than women. The situation is a bit more qualified among the non-poor. Women aged 15 - 25 years are most affected; and from 25 years, unemployed men are relatively more numerous than women.

Poverty and access to credit

96. Whatever the environment or the region, the poor have less access to credit (9.0%) than the non-poor (12.7%). The poor who did not apply for credit attribute it to lack of a project (25%), the high cost of credit (15%), the lack of credit structures (13%) and the lack of information (11%). This is also the case among the non-poor but to a lesser extent. Hence, to meet their liquidity needs, the population generally resorts to parents, friends and acquaintances. Indeed, loans between individuals represent 80% of loans granted to the poor and 67% of loans granted to the non-poor. Taking into account the loans granted within the system of *tontines*, this proportion increases to 86% among the poor and 71% among the non-poor.

Poverty and access to the other services

97. The poor have easier access to the **market** and shops as they can get there on foot. 76% of them most often walk to the market and 78% often go the shop on foot. On the other hand, the poor often do not have access to **services of the administration** such as police stations (25%), the city hall (22%), the prefecture (25%), the sub-prefecture (17%) and justice (38%).

The poor have increasing access to ICTs

98. Concerning **access to telephone**, it is somewhat better, as 8% of the poor have access at home and 51% can walk to a telephone booth. Access to **postal services** is possible on foot for 10% of the poor, in a vehicle or public transport for 36% of the poor. Less than 1% of the poor have **Internet** at home while 6% can walk to *cybercafé*. For 10% of the poor, access to the Internet requires travelling in a car or using a public transport.

99. In total, the **vicious circle** that is created between monetary poverty and difficult access to basic social services is such that the poor accumulates a number of handicaps that inexorably maintains them in the throes of poverty.

1.5 Economic Growth, income inequality and poverty

100. In Côte d'Ivoire, the 10% richest people alone hold in 2008 32.8% of total income as against 30.4% among the 60% poorest. As shown in Table 2, only the share of the 10% richest people has declined compared to their situation in 2002. Generally, the income of households declined between 2002 and 2008 and this decline is all the more important as the income of the household rises.

101. This situation may be explained by the departure of a good number of the more well-to-do people from the country at the height of the crisis, the delocalization of some big enterprises and headquarters of institutions like the ADB. In addition, several enterprises closed down as a result of the sluggish business environment observed after the events of March and November 2004.

Table 2: Distribution of Annual Income by Decile

Decile	Annual per capita Income in CFAF		Percentage share of Income	
	2002	2008	2002	2008
1	77,947	74,428	1.7%	2.2%
2	128,529	121,528	2.8%	3.6%
3	168,076	156,155	3.6%	4.6%
4	208,376	189,178	4.5%	5.5%
5	255,048	226,375	5.5%	6.6%
6	313,430	270,346	6.8%	7.9%
7	389,117	327,177	8.4%	9.5%
8	506,684	401,495	11.0%	11.7%
9	719,341	537,785	15.6%	15.7%
10	1,846,614	1,123,646	40.0%	32.8%
Total CI	461,243	342,730	100%	100%

Source: INS-ENV2008

102. Moreover, the distribution of annual average per capita incomes highlights some disparities. The city of Abidjan clearly distinguishes itself from the rest of the country. Indeed, the annual per capita income is 1.6 - 2.9 times higher than that of other development poles. The comparison of the average per capita income helps to group the development poles into three categories. Hence, the first category is constituted by two poles on the coast (the South-West and the South including the city of Abidjan) with a higher annual average per capita income, ranging between CFAF 334,147 and CFAF 561,575. For the second category composed of the Centre-East, the North-East and the Centre, the annual average per capita income ranges between CFAF 287,080 and CAF 301,966. The least rich category comprises the Centre-North, the West, the North-West, the Centre-West and the North, with an annual average per capita income ranging between CFAF 191, 540 and CFAF 284,393.

Table 3: Annual Income by Area of residence according to Development Pole

Development Pole	Annual Average per capita Income in CFAF			Ratio of average income in urban areas/average income in rural areas
	Urban Areas	Rural Areas	Total	
Centre-North	341,985	223,211	281,660	1.53
Centre-West	336,245	211,649	243,236	1.59
North-East	454,147	278,544	301,966	1.63
North	299,275	156,302	191,540	1.91
West	313,918	238,438	256,319	1.32
South	425,622	304,734	334,147	1.40
South-West	470,152	322,168	348,247	1.46
Centre	37,504	246,122	287,080	1.52
Centre-East	402,295	244,741	289,126	1.64
North-West	342,719	271,895	284,393	1.26
CI excluding Abidjan	370,596	256,538	342,730	1.44
Abidjan	561,575	-	561,575	-
Total CI	467,080	256,538	342,730	1.82

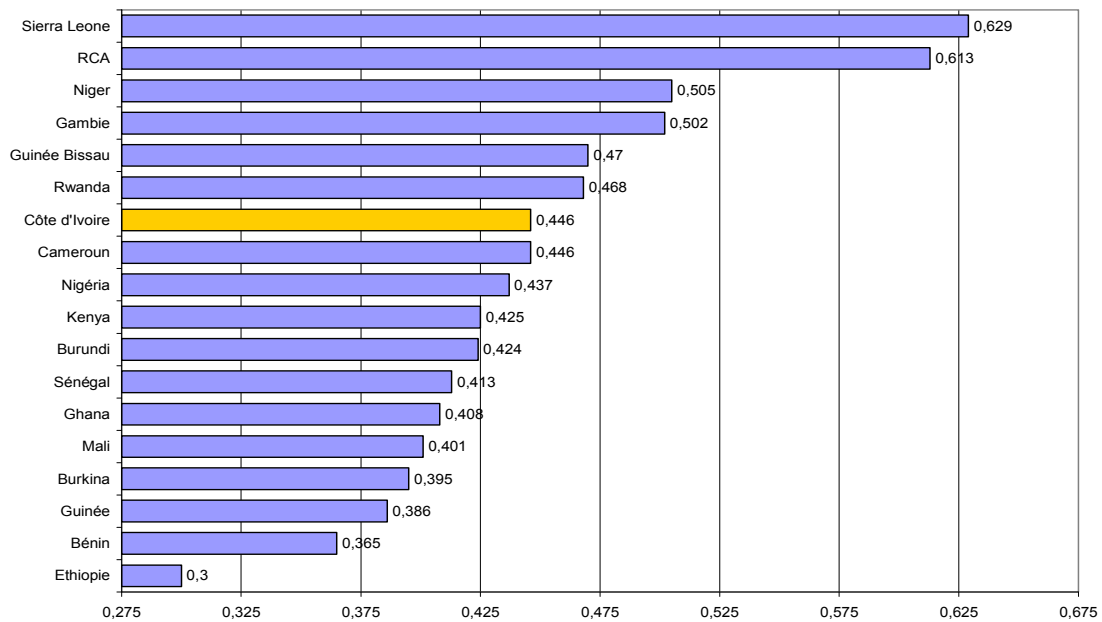
Source: NIS-ENV2008

103. Moreover, the average annual per capita income in rural areas of the two least poor development poles (South and South-West) is higher than the average annual per capita income in urban areas of the North development pole (the poorest in the country).

104. In each development pole, the average annual per capita income in urban areas is significantly higher than that of rural areas. The ratio between the two environments ranges from 1.26 in the North-West to 1.91 in the North; which indicates a high disparity in the North.

105. The Gini coefficient measures the inequality in the distribution of incomes. Income distribution is more egalitarian when the Gini coefficient is close to 0. Graph 4 of UNDP's 2007-2008 World Human Development Report, presents Côte d'Ivoire's situation in its regional context.

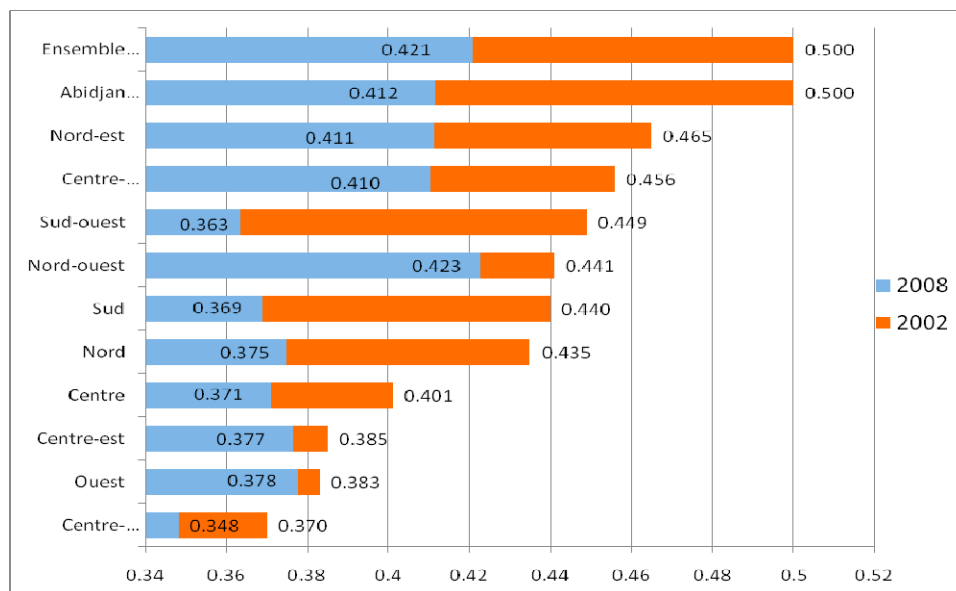
Graph 4: Comparative Gini Concentration Index in Selected African Countries



Source: UNDP, 2007-2008 World Development Report

106. At the national level, the Gini concentration index shows that the inequalities declined, between 2002 and 2008, from 0.5000 to 0.4209. This decline is observed at the level of the development poles, but in different proportions, as illustrated in Graph 1.3. The trend in inequality depends on the area of residence. In rural areas, inequality increases slightly, while it declines in urban areas.

Graph 5: Gini Concentration Index by Region in 2002 and 2008



Source: INS, ENV 2002 and ENV 2008

107. The Gini concentration index declined in urban areas, from 0.5090 in 2002 to 0.4393 in 2008 but increased in rural areas from 0.4110 in 2002 to 0.4289 in 2008. Hence, inequality is virtually constant in rural areas while it is somewhat reduced in urban areas.

1.6 Perception of Poverty by the Population during the Consultations

108. This part presents the perceptions of poverty by Ivorian population. Expressed during the regional consultations organized from March to April 2008 over the entire national territory, these perceptions have been enriched with contributions from the workshop organized in Yamoussoukro on 21 - 22 May 2008 for restitution of the results of the consultations and definition of the strategic orientations for poverty reduction.

1.6.1 Definitions of poverty according to the Population

109. Completing the definition of poverty formulated above, the Ivorian population expressed its perception of the dimensions of the phenomenon of poverty. **Hence, at the economic level**, poverty is defined as the state of a person or a group of persons who lack material or financial resources to meet their vital needs, namely: feeding, access to potable water, access to health care, educating their children, access to decent accommodation, protecting themselves, clothing themselves. The poor person is the one *“who has few goods, money and resources, (...) who is deprived of the minimum living standard”* or *“who cannot afford three meals a day”*; he is also *“someone who cannot cater for himself”* and *“who is constrained to choose between eating and seeking health care and leaving God to decide whether or not he should be healed”*. Poverty also concerns *“the situation of a moral entity (State, territorial community) that cannot meet the basic needs of its population”*.

110. In all the development poles, in both urban and rural areas, the low purchasing power of individuals and households is perceived as a sign of poverty: *“poverty is the lack of the minimum to meet vital needs in all areas of life”*. To that are added the taking on debts and the inability to repay them, the mortgaging of plantations, rural-urban migration and the impossibility to make personal investment. *“Resourcefulness”*² also seems like an indicator of poverty, notably among the youth: *“poverty is the concrete situation of a man (or a group of people) who, despite his constant efforts and his everyday work cannot receive the just remuneration of this work to enable him to lead a decent life and also enjoy modern well-being and, therefore, becomes dependent at all levels”*.

111. All in all, *“poverty is the reality of total dependence that affects a person, a family, a community, a region and a country”*. It is *“a poor being, a shortage that causes a natural deficiency”*, *“an inadequacy of things associated with life”*.

112. **At the sociological level**, poverty is expressed by the loss of autonomy and exclusion from solidarity networks. It is also the inability to live according to the standards in force in the society. Hence, poverty is synonymous with degradation of moral values, which finds expression in scourges like juvenile delinquency, prostitution, criminality, debauchery and in practices like nepotism, clientelism and laxity: *“poverty is the loss of moral and civic values”*. It is, moreover, perceived by the categorization of individuals in the society: *“poverty is the ranking of individuals in the society thus defining social categories some of whom are considered poor or inferior and others rich or superior”*; it is also *“a phenomenon that gives no consideration to*

² In the Ivorian jargon, the term means the exercise of unstable activities and very modest incomes.

man". Other social phenomena have been identified as signs of poverty. They are child labor, multiplication of unwanted pregnancies, loss of parental authority and dislocation of many families.

113. **At the psychological level**, poverty is similar to a feeling of; (i) precariousness "The poor person is the one who attracts pity, sympathy"; (ii) vulnerability "the state of mental deprivation and inability to participate in decision-making", "state of a person who lacks ideas or imagination"; (iii) helplessness: "the term poverty is defined as the helplessness of man to find solutions to problems he faces", and (iv) insecurity. Moreover, the culture of inferiority complex among some people or categories of people leading them to exclude themselves from, "loss of dignity" as well as the "fear of the future" is perceived as another form of poverty.

1.6.2. Causes of Poverty

114. The causes of poverty given by the population are at two levels: individual and collective. At the individual level, the causes exist at the level of the household or individual. At the collective level, they concern society at the local or national level.

115. **The causes of individual poverty** identified by the population concern divorces, death or handicapping disease of the family head. In these different cases, the decline of purchasing power of the households or the spouse intensifies. Furthermore, funerals and other grandiose ceremonies constitute factors causing the decline of purchasing power: "*poverty is related to the lack of a culture of saving, (...) and lack of a real policy on initiation to savings*". Poverty is also due to "*laziness*", the "*culture of assistance, passiveness as well as illiteracy*".

116. **The causes of collective poverty** relate to successive dismissals, the slump in sales of agricultural products and focusing too long on cash crops (coffee, cocoa, cotton, cashew) as "sole" sources of income: "*the priority is given to cash crop production to the detriment of food crop production*", "*agricultural policies based on cash crops are unsuitable*". The lack of traffic fluidity and the poor state of the roads that are impeding the selling of agricultural products, also favor poverty of the population: "*Impediments to traffic fluidity in the form of the plethora of road blocks and common practice of extortion of money through intimidation or abuse of force (racketeering), increase the cost of foodstuffs and other essential commodities*".

117. To that are added the lack of modernization or mechanization of Agriculture (rudimentary agricultural techniques, non mastery of the techniques for preserving agricultural produce), the inadequate and ageing agricultural manpower, the dysfunction of cooperatives, inadequate subsidies to farmers, or even lack of arable lands as a result of increased population growth and pressure on land, all of which favor the decline of agricultural production.

118. Concerning the inadequacy and poor state of the basic infrastructure, the explanation is in the non affectation, as priority, of the budgetary resources of the communities for equipping their respective territorial entities. This situation is, moreover, related to "*the lack of effective application of the law on the transfer of competencies from the State to the local communities*". Regional disparities, weakness of the village water supply system and "*lack of a reliable policy of the decentralized communities in the area of basic infrastructure*" are additional factors to be considered.

119. The population, moreover, thinks that the moral decline of the Ivorian society can be explained by "*the lack of social and moral reference point*", the "*lack of supervision of the child*", the "*flouting of parental authority*", in a word, the "*resignation of the parents*",

“assailed” by social problems. Similarly, the high propensity of the educational system to exclude children with alternative care further explains this situation: *“the educational system and basic training are disorganized (uncompleted programs, lack of qualified teachers, problem of efficient monitoring and evaluation...”*. The weak insertion of the labor force in the economic fabric and difficult access to employment for the youth are also causes of this moral decline.

120. Concerning governance, the population feels that it is flouted in Côte d’Ivoire: *“chaos and poor management”, “non participation of the civil society in development projects”*. This situation is associated with *“fear of change, lack of political will and dysfunction of the State”*. As regards insecurity, the causes reside in the proliferation and circulation of light weapons, inadequate security services and resources for combating insecurity. Insecurity can also be explained by the intensification of unemployment, poor training of the security forces, under-equipment of the Defense and Security Forces as well as *“corruption within their ranks”*.

1.6.3. Identification and level of satisfaction of the priority needs of the population


121. The development poles share common needs, but are differentiated, according to the areas, by specific needs. In the area of feeding, the population profoundly aspires to better access to food items, notably essential commodities and food self-sufficiency. Concerning agriculture, the needs relate generally to the improvement of agricultural productivity, the increase in remuneration for agricultural activities and efficient organization of the main agricultural sectors. However, in the West, North-West and Centre poles, the population particularly aspires to diversification of cultures, and South-West, South, Centre-West and North-East, to a protection of land tenure.

122. The health needs concern easier access to health structures, medical services and drugs. But, in addition, the populations of the West, South-West, Centre-East and South want greater efficiency in the fight against HIV/AIDS in their respective regions. In terms of education/training, all the regions aspire to free and compulsory access to education for all children, vocational training to prepare the youth for employment, functional adult education, notably in favor of women and rural masses. To that, the North-East pole adds free and compulsory access to school for little girls.

123. In the area of basic infrastructure, the needs are expressed in terms of permanent access to potable water in both rural and urban areas, free movement of people and goods, particularly agricultural products, greater access to electricity, notably in rural areas and better access to information through television, radio and telephone services, especially in rural areas. Specifically, the population of the Centre and North aspire to control of water for agro-pastoral activities.

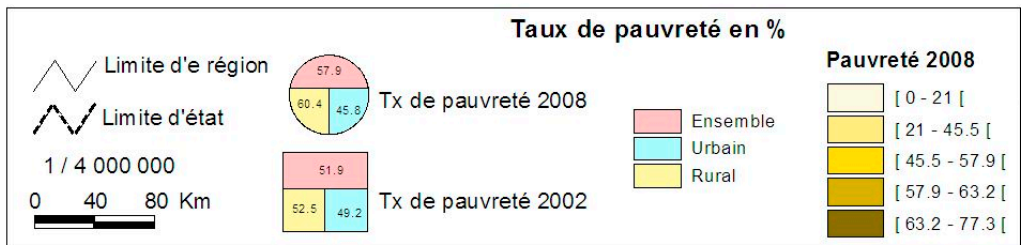
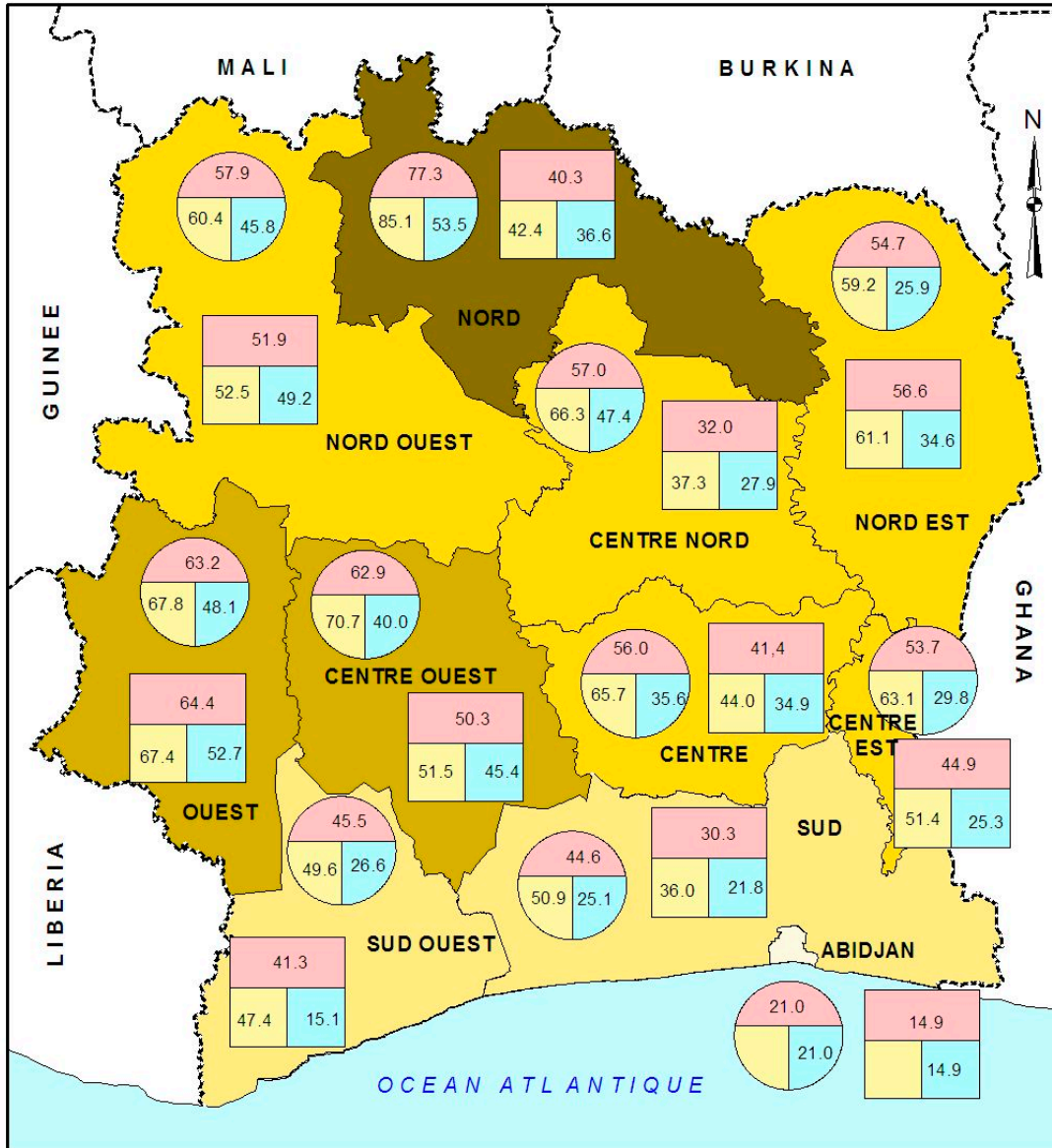
124. Moreover, in the perspective of increasing their purchasing power, the population aspires to easier access to credit, particularly for women, the youth and farmers, an increase in the incomes of households and reduction of the cost of living. They also aspire to more jobs. The aspirations in the area of habitat and environment concern access to decent housing at affordable cost in both urban and rural areas, a healthy and clean environment.

125. Finally, concerning governance and security, the needs concern greater traffic fluidity, planned, participatory and transparent management of business and public resources and a just, interrelated and democratic society. They also concern better protection of individuals and their property, which is a prerequisite for any sustainable development.



REPUBLIQUE DE COTE D'IVOIRE

TAUX DE PAUVRETE PAR POLE DE DEVELOPPEMENT EN 2008



Edition Décembre 2008

CHAPTER 2: SECTORAL AND THEMATIC DIAGNOSIS

2.1 Peace – Security and Governance

Deteriorated social cohesion

126. During the first two decades of its independence, Côte d'Ivoire was a prosperous and stable country. This prosperity attracted many nationals from countries of the sub-region in search of jobs and better well-being, making it a land of hospitality.

127. Social cohesion³, during this period, was built around several pillars, the most important being economic, political and sociological pillars. At the economic level, this cohesion was maintained by the State, through, on the one hand, a voluntarist policy on land use management for the benefit of the underprivileged regions and, on the other hand, a redistribution of incomes as an incentive to promote the emergence of a human capital capable of meeting the challenges of development. In the political domain, the charisma of the First president of the Republic contributed for a long time to preserve social peace.

128. At the sociological level, community ties, linear traditional society and family solidarity have been the base of social cohesion. However, the bases of this social equilibrium have been weakened by the contradictions that appeared under the combined effects of the economic recession of the 1980s and the wind of democracy in Africa in the 1990s. The socio-political climate and several other endogenous factors contributed to the erosion of social cohesion, which accentuated a number of conflicts.

129. In fact, the population growth, which has exceeded the economic growth rate, resulted in a slipping of community ties. Individualism has replaced solidarity while family ties have broken down. Moreover, cohabitation and mutual acceptance between nationals, on the one hand, and between nationals and non-nationals on the other hand, have collapsed because of the strong pressure on jobs and natural resources, notably land.

130. The problem of management of land ownership punctuated by repeated crises, is a determining cause of inter and intra-community conflicts, particularly in the coffee and cocoa producing areas. It has contributed to the deterioration of the confidence between the communities and favored social divisions through conflicts between generations and socio-political crises. Conflicts for control of natural resources have spread to stretches of lagoon, river and lake waters where tensions are often rife between fishermen from elsewhere and local fishermen.

131. Moreover, in the North, disputes between farmers and cattle breeders are constant sources of tension which are the origin of destruction of crops by transhumance animals, due to the non existence of fenced cattle grazing areas and as well as the non respect of the agro-pastoral seasons by the breeders.

³ *Social cohesion* is defined as a set of processes and mechanisms that contribute to the stability of a society and enable individuals, endowed with various talents, different social opportunities and moved by contradictory passions and interests to build a society and live a collective life; (2004 National Human Development Report).

132. Moreover, the feeling of exclusion and marginalization, which was gradually established within the society, was intensified by the introduction of the concept of *ivoirité*. In fact, this concept, intended to develop a national identity, has been used for various purposes by the political class. To that are added the difficulties in applying the nationality code, the suspension of the production and issue of the national identity card in 2000, the impossibility of establishing the civil status certificates due to the absence of the Administration, notably in the CNW zones and the destruction of the civil status registries in certain localities.

133. Added to all these problems were those created by the media, notably the press. In fact, within the Ivorian society where the level of education is relatively low, the press has contributed to widen the social divide. Hence, their proliferation and lack of professionalism, inadequacy and weakness of the audiovisual communication infrastructure and equipment have often prevented them from playing their role as the 4th power. Apart from the media, civil society organizations, notably the NGOs, workers' unions, students' unions, student and senior civil servants as well as religious organizations, are at the center of the radicalization of positions within the population.

134. In addition, the repeated school, university and political crises, the weakness of the judiciary system, the deterioration of moral values, the development of corruption and feeling of impunity have weakened the symbols that enable the State to maintain social cohesion.

135. Despite the holding of the national reconciliation forum in 2001 and numerous efforts deployed to maintain social cohesion, Côte d'Ivoire could not avoid the armed conflict of September 2002.

136. Eventually, in the light of the foregoing, it is clear that the social capital among the population living in Côte d'Ivoire has deteriorated considerably, leading to the aggravation of poverty through (i) the decline in agricultural and fish production (ii) the closing down of many companies and increased unemployment (iii) the drop in the purchasing power in both urban and rural areas and (iv) the intensification of the vulnerability of the households.

Box 1: Land Disputes

Although they existed before the crisis, land disputes have been aggravated with the effective return of many unemployed young people to their village of origin due to the economic crisis. These young people, in search of opportunities on their native land, came up against many foreigners or national migrants or family members whom they often found on the lands they were hoping to claim. The inter-generational and inter-community tensions caused by these conflicts have had repercussions that go beyond the management of land resources and extend to the management of local conflicts in general.

The State of Côte d'Ivoire has tried to resolve land problems by adopting Law 98-750 of 23 December 1998 on the Rural land Estate and its application texts. It constitutes the legal framework to helping to transform customary rights (unwritten rights) into modern property rights and protect access to the land owners of the Rural Traditional Land Estate (DFRC), as well as occupants not eligible for the Title Deed. It reserves the land ownership right to only Ivorian citizens, and stipulates that all land title deeds should be reclaimed and officialized and within a period of 10 years. To manage the transition of the land administration to the regulated system and deal with potential disputes, a decree has established Rural land Management Committees. However, the application of the law and its application decrees are facing the following obstacles: (i) the law on the DFR contains constraining deadlines; (ii) the provision and implementation procedures of the law are still inadequately developed, thus creating additional uncertainties among the local population; (iii) the law and its application procedures are unknown not only by the population concerned, but also by the staff intervening in the application of the law; (iv) the weakness of the land conflict prevention and settlement system (legitimacy of the rural land management village committees, reliability of the arbitration at the local level, efficiency of the judiciary system). With such prescriptions that were threatening local interests, the law quickly became an instrument of manipulation by various political actors.

The authority of the State is seriously weakened

137. The armed conflict has flouted the authority of the State in the CNW zones and caused the destruction of public and private buildings, and under-utilization and lack of maintenance of production tools. It has also caused the displacement of more than 700,000 people, including 24,437 civil servants and government agents to the safe zones.

138. To correct the distortions caused by the crisis, several actions have been undertaken by the Government with the support of the International Community. Hence, the *National Committee for Directing the Redeployment of the Administration* (CNPRA) was created to ensure the resumption of the activities of public services in the CNW zones. The activities of this committee facilitated the return to the CNW zone of more than 97% of the 24,437 displaced civil servants and government agents including 162 prefectural authorities.

139. Moreover, the restoration of the authority of the State over the entire national territory is facing some difficulties. In fact, in some localities of the CNW zone, the redeployed Prefects, Secretaries General and Sub-Prefects are still occupying makeshift premises they are using as both residence and office. This situation, to which are added the lack of working equipment coupled with the deadlines for providing operational credits, are affecting the full exercise of their power and having a negative outcome on the functioning of the other local governments.

140. The majority of government agents have taken up their posts in the CNW zone. However, apart from the education and health sectors, the majority of public services have not reached an acceptable level of operation due to: (i) the non-completion of the rehabilitation and construction of public buildings (208 buildings completed out of 3510); (ii) precarious living and working conditions of public servants and government agents redeployed and (iii) the persistent insecurity in these zones.

Table 4: Situation as of 27 May 2007 of Public Buildings to be rehabilitated by Region in the CNW Zones

Ministries	Vallée du Bandama	Savanes	Montagnes	Denguélé	Woro-dougou	Bafing	Haut Sassandra	Zanzan	TOTAL
Interior	100	124	67	51	65	18	23		448
Education	489	288	373	177	144	32	116		1,619
Health and Public Hygiene	134	145	49	56	77	14	1		476
Construction and Urban Planning	7		12		8	2	3		32
Defense	39	55	19	57	10	1	3		184
Economy and Finance	28	75	36	47		14	4		204
Justice and Human Rights	12	7	50	12			2		83
Agriculture	12	24	12	13					61
Economic Infrastructure	17	34	17		3	2			73
Transport	1								1
Technical Education	30	40	15	7		10			102
Mining and Energy	2		2		4				8
Public Service	1	5	6			1			13
Animal Production	9	7	10		3				29
Environment, Water and Forests	20	28	20		2	1			71
Trade	3	3							6
Family and Social Affairs	8	13	3		2*		1	3*	30
Culture	3	2	1						6
Communication	1	3	1						5
Youth and Sports		1	2			1			4
Plan and Planning		4	2			1	2		9
NTIC			5						5
Industry			3						3
Others		43							43
TOTAL	916	901	705	420	318	97	155	3	3,515

Source: CNPRA * Data provided by the ministries concerned

141. In the framework of restoring unified State finances, the financial and fiscal administration is being redeployed to the CNW zones. In the same dynamic movement, the National Investment Bank (BNI), the Housing Bank of Côte d'Ivoire (BHCI), the Treasury Bank, the Public Treasury, the Development and Vocational Training Fund (FDFP), the National Lottery of Côte d'Ivoire (LONACI) and the Retirement Fund for Civil Servants (CGRAE) have resumed their activities in these zones. Moreover, the Central Bank of West African States (BCEAO) is examining the conditions for reopening its branches.

142. The technical committee in charge of restoring unified State finances has set a working time-table providing for the establishment in the short-term of secured customs by the Integrated Command Centre (CCI) at the Northern border of the country. In this regard, the Ouangolodougou customs office was established on 12 May 2008.

143. Despite the measures taken by the authorities, many public structures remain inadequately operational, notably in the CNW zones. This situation limits the access of the population to public services in terms of health, education, social and legal protection; all these aggravate the vulnerability of the poor.

Increasing insecurity

144. **The security situation** was already an issue of concern before the 2002 crisis. Indeed the volume of offences increased by nearly 12% from 2003 to date. During the first semester of 2008, out of a total of 62,424 offences to the penal law registered by the National Police, 75% were registered in the district of Abidjan. With a staff estimated in 2008 at nearly 17,500 agents, corresponding to a ratio of 1 policeman for 1,500 inhabitants as against the international standard of 1 policeman for 200 inhabitants, the National Police is confronted with difficulties of equipment and infrastructure.

145. With the crisis, these difficulties have been aggravated following the destruction of some infrastructural facilities in the CNW zone and the overexploitation of the equipment in the South zone. Despite the efforts deployed, the security situation has deteriorated with (i) the increase in serious crime and criminality, (ii) the proliferation and circulation of light weapons, (iii) the non-mastery of movements of people and goods at the borders, (iv) the use of drugs and narcotics, (v) idleness of the youth, and (vi) the search for the search for easy money.

146. To these causes, are added the impediments to the efficiency of the Defense and Security Forces (FDS), expressed, notably by (i) the lack of strategic and operational vision of the entire FDS; (ii) the concentration of the military in the South of the country; (iii) the inadequate number of gendarmerie brigades, police stations, barracks for fire fighters and military barracks (iv) the insufficiency of quality staff, infrastructure and equipment; (v) the increase of HIV/AIDS and disabilities within the FDS; (vi) the existence of activities contrary to the ethics within the FDS such as racketeering or abuse of authority, thus weakening the confidence and collaboration between the FDS and the population.

147. One major consequence of the conflict is the appearance of the Armed Forces of the *Forces Nouvelles* (FAFN) in the CNW zones and armed militia in the other zones. Hence, a good number of vulnerable population groups, notably young people, were enrolled into the armed conflict. In the perspective of a definitive crisis recovery and in accordance with the OPA, actions have been undertaken to unify the two armies (FANCI and FAFN).

148. The situation described above indicates that the population of Côte d'Ivoire is facing increasing insecurity, which constitutes major obstacle to free movement of goods and people.

Inadequate governance

149. **Good governance** relies on the aptitude of the rulers to establish and respect a contract of confidence based on making all the actors within the entire national society aware of their responsibilities. It finds expression in determinants like the accountability of the rulers, participation of all the stakeholders within the society in the decision-making process, promotion of the rule of law, enhancement of democracy, transparency in the management of public resources and promotion of ethics. In Côte d'Ivoire, governance has registered some achievements despite the persistence of numerous dysfunctions.

150. Hence, for **political and institutional governance**, these achievements concern the creation of several institutions, a National Governance and Capacity building Secretariat (SNGRC), the Independent Electoral Commission (IEC), the National Human Rights Commission of Côte d'Ivoire (CNDHCI), the Public Information and Communication Centre (CICG) and web sites of the main Institutions, as well as live radio and television transmission of parliamentary debates. In addition, the recruitment of assistants for parliamentary groups contributes to the improvement of the work of parliamentarians.

151. However, weaknesses continue as revealed by the results of the survey of the state of governance and capacity building conducted by the NIS in 2006 in Abidjan. According to the study, about 70% of the population surveyed is not satisfied with the respect of the texts governing the nation, 65% are not satisfied with the sense of responsibility in the management of public affairs, more than 40% feel that under the present conditions the State media limits the right to information while about 50% feel that the right to political differences is not effective.

152. Moreover, the participation of civil society, particularly women and young people, in the decision-making process is still low. Indeed, the civil society, which must play a role of intermediation between the rulers and the population suffers from lack of organization, credibility and is insufficiently known. It is used as a tool by the public authorities and the political class. Hence, the lack of an intervention framework does not facilitate its involvement in development actions initiated by the State, the communities and grassroots communities. Similarly, access to State media and quality information, indicating the population's participation in the democratic process is still low.

153. Concerning **administrative governance**, the State in its desire to provide public services to all population groups, opted for a deconcentration of its services and the establishment of decentralized entities. This option has enabled Côte d'Ivoire to equip itself with infrastructure, notably in the areas of education, health, security and justice. However, the study on governance conducted by the NIS in 2006, shows that more than 70% of the people surveyed are not satisfied with the services of the administration and the quality of public service. In addition, 62% consider unsatisfactory the life and property protection services, while 35% of those surveyed said they do not feel secure in their daily life and more than 50% of them are not satisfied with medical, school and university services, although they acknowledge the quality of the training of health (doctors, nurses, etc.) and education (teachers, educators, etc.) staff.

154. In addition, the deterioration of the confidence between the population and political actors has aggravated the mistrust of public institutions, which is expressed by (i) a poor regulation of

the relationship between the executive and the other institutions, (ii) the low level of citizen participation, and (iii) the non observance of the duty of giving account to the population.

155. The low level of performance of public administration and inadequate quality of its services are perceptible through poor organization and offer of services, the inadequate technical and professional capacities of some agents, the high mobility of human resources, an embryonic or lack of communication between the Administration and users, and within the Administration.

156. The present structure of decrees on attribution of ministerial departments highlights a series of weaknesses concerning the overlapping of some inter and intra ministerial attributions on the one hand, and between ministerial departments and public structures on the other hand.

157. Moreover, Public Administration employees are generally discouraged due to the fact that competence is not adequately taken into account in the promotion to high positions in Public Administration and the low levels of remuneration. These frustrations are exacerbated by the selective granting of allowances and freezing of salaries since 1980 whereas the cost of living keeps rising, as confirmed by the study conducted in 2007 by Mercer Human Resources Consulting which ranked Abidjan 35th among the most expensive cities in the world.

158. At the level of **judiciary governance**, Côte d'Ivoire has a Supreme Jurisdiction, 3 Appeal Courts and 34 tribunals. The system also has 33 prison establishments as well as 3 Observation Centers and a Re-education Centre for minors. Since September 2002, the Appeal Court, the 10 tribunals, the 11 prisons as well as the 2 observation centers for minors, situated in the CNW zone are no longer functioning. In terms of human resources, the judiciary system has 482 magistrates assisted by 648 Court clerks. Similarly, several professionals contribute on daily basis to the work of the justice system, notably 420 lawyers, 120 notaries, 285 business agents, 98 judicial advisers, 1,053 agents of the prison service and 68 controlled education instructors.

159. Coverage in terms of ratio indicates that there is 1 magistrate for about 40,000 inhabitants as against 1 magistrate for 10,000 inhabitants according to international standards. Also, the judiciary system suffers from dysfunctions associated with other difficulties of access of the population to justice due to high cost of the services, the remoteness of the judicial services as well as ignorance of the law, judicial law and procedures. Besides, the judicial system is marked by the excessive slowness in the consideration and issue of deeds because of the sluggish judicial system and considerable delays in the execution of decisions.

160. Moreover, the lack of establishment of the High Court of Justice and supreme jurisdictions provided for by the Constitution, notably, the Court of Assizes, the Council of State and the Audit Office, is weakening the judiciary system. Similarly, the lack of performance and monitoring indicators does not ensure control of the judiciary activity. The corruption and racketeering practiced in the judiciary circles are detrimental to the confidence of the public in the judiciary system as well as the promotion of a favorable economic and financial environment for private investment. Hence, the lack of control of government activity by the judiciary power is an inadequacy which accentuates the suspicions of the effective separation of powers. These dysfunctions have caused a crisis of confidence among those awaiting justice and economic investors towards, on the one hand, the judiciary institutions and, on the other, the staff, due to their inadequate number, their poor training and the inefficiency of the judiciary assistance procedure.

161. Concerning the prison system, it suffers not only from the effects of the weaknesses and dysfunctions of the judiciary system, but also endogenous problems like over-population⁴, poor feeding, health and security conditions of prison establishments. These dysfunctions are related among other things to: (i) the inadequate number of prison guards and their inadequate training; (ii) the dilapidated state of the prisons; (iii) inadequate budget allocated for the feeding and healthcare of the inmates; and (iv) lack of a program of reinsertion of the inmates and alternative penalties to imprisonment.

162. Concerning juvenile justice, only eight (8) prisons have a section for minors; nine (9) have no separate sections but special areas are fitted out for them. Children in situation of conflict with the law are generally confronted with several problems and unmet vital needs due to promiscuity in the prison environment, sexual abuse and inadequate training opportunities. Moreover, for their protection, the law comprises provisions that are not adapted to the Convention on the Rights of the Child (CDE) such as the penal mediation or extra-judiciary settlement, which is excluded in the area of penal minority. Similarly, at the policy level, the law makes no provision for remanding children in custody and the civil responsibility age (21 years) is different from the penal responsibility age (18 years).

163. In the area of **economic governance**, the advent of the Integrated Public Financial Management System (SIGFIP) marked the beginning of the electronic management of budget operations. Its introduction opened new opportunities for control, transparency and efficiency for the benefit of the actors. Concerning government contracts, a specific module of the SIGFIP helps to ensure effective control of the obligation to sign a government contract on the basis of an expenditure threshold. Similarly, budget control structures exist, notably the General Finance Directorate, the Public Expenditure Review Unit and the Financial Control Department.

164. However, the public administration suffers from inadequate functioning in its institutions and control mechanisms. Moreover, the culture of monitoring-evaluation is not deeply rooted in the management modes of public affairs. This situation favors illegal enrichment, increased corruption in all its forms. According to the survey on governance, about 85% of those interviewed are not satisfied with the economic governance, notably concerning rigor and transparency in public financial management, the fight against unemployment and rationalization of the standard of living of the State.

165. Finally, the functioning and management of the liberalized economic sectors are confronted with governance weaknesses, notably in the coffee-cocoa sector where there are strong suspicions of poor management of quasi-fiscal levies and corruption.

166. In total, despite the progress made in the area of good governance, Côte d'Ivoire is still classified among countries with the lowest performance. And this constitutes an obstacle to economic development and a threat for social cohesion through **the deterioration of the confidence between the leaders, the institutions and the population.**

⁴:Daily average of 4,000 inmates for a reception capacity of 1,500 places at the *MACA*

2.2 Recent Developments in the Economy

Need for improvement in the framework and a weak statistical system

167. Since the end of the 1990s, the economy of Côte d'Ivoire has developed in an environment of socio-political and military crises. In September 2002, the armed conflict led to the interruption of several development projects and a decline of activity in the different sectors of the economy. However, thanks to the implementation of the crisis recovery program following the OPA and the signing of the EPCA in August 2007, the efficient implementation of which should result in a PRGF, and the economy benefitting from a renewed confidence of the economic operators.

168. The Ivorian economy has started recovering which would find expression in an expected growth rate of 2.9% in 2008. This growth rate is, however, inadequate to meet the needs of the population.

169. **Hence, at the level of the real sector**, economic growth registered a negative rate of -1.7% over the period 2002-2003, before stabilizing at an average 1.5% over the period 2004-2007, far below the population growth rate of 3.3%. In the quasi-absence of new investment in the manufacturing sector, the oil extraction and telecommunications branches appeared as the main levers of growth. Despite the inflationist tensions that appeared on international oil and agricultural raw materials markets, inflation was contained at an average rate of 2.8% over the period 2005-2007.

Table 5: Share of the different Sectors of the Economy in Percentage (%) of GDP

Sectors	2002	2003	2004	2005	2006	2007
Primary Sector:	26.3	26.7	24.6	25.6	26.8	27.2
Food Production and stock-breeding Agriculture	15.8	16.9	16.3	16.5	16.6	17.2
Export Agriculture	8.2	6.8	5.1	4.8	4.9	5.4
Forestry	1.4	1.5	1.4	1.4	1.2	1.2
Mining	0.6	1.1	1.4	2.7	3.9	3.3
Fisheries	0.3	0.3	0.3	0.2	0.2	0.2
Secondary Sector:	22.3	20.5	21.6	23.1	22.0	22.0
Agro-food Industries	4.2	3.5	2.8	2.8	2.4	2.6
Petroleum Products	1.9	1.9	2.9	3.4	3.7	3.4
Energy (Gas-Water-Electricity)	2.3	2.2	2.3	2.5	2.4	2.4
Public Works	2.8	2.7	3.0	3.8	4.2	4.5
Other Industries	11.1	10.3	10.6	10.6	9.4	9.2
Tertiary Sector:	39.0	39.3	40.1	38.1	37.9	37.1
Transport, Communications	2.8	2.9	2.9	3.0	3.1	3.0
Telecommunications	1.4	1.6	1.7	1.6	1.6	1.2
Trade	13.6	13.2	14.0	13.7	13.8	13.5
Services	13.2	13.5	13.0	12.2	11.6	11.5
Duties and Taxes	7.9	8.1	8.5	7.6	7.7	8.0
Traded GDP	87.5	86.5	86.4	86.8	86.7	86.4
Services of Public Administrations	12.2	13.2	13.3	12.9	13.0	13.3
Services of Private Administrations	0.3	0.3	3.3	0.3	0.3	0.3
Non-traded GDP	12.5	13.5	13.6	13.2	13.3	13.6
Total GDP	100.0	100.0	100.0	100.0	100.0	100.0

Source: DCPE

170. Highly dependent on the agricultural sector, the economy suffers from the repercussions of the weak organization of the agricultural sectors notably the coffee, cocoa and cotton sectors. Traditional farming practices and low accessibility to high-yield plant material, which is still poorly known by farmers, lead to low harvest yields. Farming activities are also suffering from lack of increased funding.

171. Industrial processing of agricultural output is still insufficient to induce high economic growth, substantially improve value added and absorb local productions. During the last decade, the levels of local processing of agricultural products was 2% for rubber, 5% for cashew nut, 10% for coffee, 20% for cotton, 27% for cocoa, nearly 100% for oil palm and 100% for sugar cane.

172. The tertiary sector represented 37.1% of GDP in 2007. Its contribution to economic growth is limited by the difficulties facing some commercially-traded services, namely (i) the informal nature of the land transport and trade sector, (ii) the disorganization of the distribution chain, deterioration and insufficiency of rail transport infrastructure; (iii) the low access of the population to banking services; and (iv) the under-developed tourist sector, which is deteriorating fast.

Box 2: Outcome of the food crisis and oil price increase in Côte d'Ivoire

The food crisis and increase in the price of oil occurred at a time when Côte d'Ivoire was under a program with development partners, notably the IMF. The high price levels observed led to mass demonstrations on 30, 31 March and 1st April 2008. Many damages were incurred during these demonstrations, the most serious being the death of two people. Côte d'Ivoire thus experienced a social crisis as a result of the price increases, as in many African, Asian and European countries.

*To deal with this price increase, the Government took urgent measures through the **Order of 1st April 2008**, which concerned the reduction of the VAT from 18% to 9% and suspension of customs duties on certain essential commodities over the period April - June 2008. These measures resulted in the loss of revenue amounting to a total of CFAF 24.6 billion at the level of the DGI and the DGD as against an estimation of CFAF 11.5 billion between April and June 2008.*

The pursuit of these tax measures until the end of the year 2008 should result in an income loss to the State of Côte d'Ivoire of CFAF 77.8 billion (as against an estimate of 34.5 billion FCFA) including CFAF 69.5 billion at the level of the DGD and CFAF 8.294 billion at the level of the DGI.

To ensure close monitoring of these measures and their outcomes on prices of high-consumption products, the Government, in agreement with farmers and importers, brought down the prices to affordable levels.

However, these measures have not been fully applied by all actors of the distribution chain, notably the retailers.

The long-term solution to the food crisis was based on a plan for re-launching food production, notably rice with 1.5 million tons consumed per annum, of which 800,000 tons are imported. The rice production development plan has been adopted and provision is made for the establishment of a fund for that purpose. The total cost of implementation amounts to CFAF 16.7 billion that can be mobilized from development partners like the World Bank (CFAF 1 billion), FAO (CFAF 210 million), IFAD (CFAF 1.842 billion), WAEMU (CFAF 1.5 billion) and BCEAO (CFAF 5 billion).

This plan exploits existing potential and aims at producing, in the very short-term, by the end of 2008, about 200,000 tons of milled rice, thanks to the exploitation of 39,000 hectares identified over the entire national territory.

The overall implementation of the program for re-launching food production will enable Côte d'Ivoire to restore its "production-consumption" balance in 2011 and constitute safety stocks from 2017.

Source: DCPE

173. On the **demand side**, the investment rate is estimated at an average of 9.7% over the period 2002-2007. This low level of investment is imputable, on the one hand, to an unstabilized business environment, the low level of savings, particularly long-term savings, and, on the other hand, to the low mobilization on the part of donors of co-financed projects. Over the same period, the final consumption is 80.1% on the average, including 66.9% for households. It is affected by the low level of income associated notably with the blocking of salary increases in the Public Function and inadequate implementation of the employment policy.

174. At the level of **prices**, the lack of transparency in their fixing and lack of a competition policy often hamper actions aimed at controlling inflation.

175. Finally, as long as economic growth is based on the primary sector, and a real industrialization policy is not initiated, the problems of sustainable growth and employment will continue.

176. At the level of **public finance**, the total revenues have steadily increased, going from CFAF 1,566 billion in 2005 to CFAF 1,615.5 billion in 2006, thanks notably to the reforms undertaken by the financial schemes (standardized invoices for the Central Revenue and Customs Departments and scanners for the Customs Department). The total expenditures increased from CFAF 1,714 billion in 2005 to CFAF 1,741.8 billion in 2006, mainly attributable to crisis recovery expenditures. The rate of fiscal pressure of 15.0% is still below the community standard fixed at a minimum of 17%. The collection of tax revenue is mainly done in the government zone because of collection difficulties in the CNW zones.

177. The 2007 budget was executed to the tune of CFAF 1,949.4 billion in expenditures as against a level of revenues and grants of CFAF 1,871.4 billion, representing an over-expenditure of CFAF 78 billion. This situation is justified by expenditures associated with the implementation of crisis recovery programs, supported by the budget. Moreover, the contraction of domestic resources did not enable the State to meet all its commitments to creditors. The inadequacy of external support since the outbreak of the crisis constrained the State to reduce its investment expenditures over the period 2002-2007, thus leading to a regression of the rate to 2.8% on the average between 2002 and 2007 as against 5.5% over the period 1995-1999.

178. Concerning the **development, execution and evaluation of the budget**, some weaknesses were identified: (i) elected officers do not always have the necessary capacity for the consideration of the finance bill; (ii) considerable delays are observed in the control, evaluation and audit procedures; (iii) the functional nomenclature is not in conformity with the classification of functions of public administrations (CFAP) of the 2001 Public Finance Statistics Manual; (iv) the provisions for instituting budget credits introduce rigidity in the execution of expenditures; (v) control of allocation of resources to the primary service provision units is not adequately ensured; and (vi) the programs for controlling the financial regimes are not based on clear risk assessment criteria.

179. In addition, the analysis of the **budget framework and preparation of the budget** highlights some weaknesses, including: (i) weakness of the budgetary and macro-economic projection models; (ii) considerable delay in the transmission of reports of the control structures (IGF, CRDP, DCF) harmful to the budget inscriptions; (iii) a finance bill leading to the inscription of sometimes uncertain resources due to the search for a balance between resources and uses; (iv) a distribution of credits by spendthrift structures not always in conformity with

their mission; (v) a lack of alignment of the macro-economic and budgetary frameworks on the objectives of the reference framework document.

180. Concerning the **management of public contracts**, it is experiencing some dysfunctions related to (i) the incomplete nature of the regulations of the application of the code, notably the settlement of disputes, the regulatory body, the sanctions, the audits, the community preference margin and the categorized list of enterprises; (ii) the lack of books of general administrative clauses; (iii) the weakness of the mechanism for deconcentration and decentralization of procurement within the contracting authorities (Administration and Communities) and at the level of the control authorities; (iv) the non-conformity of the regulatory mechanism in the area of execution of contracts with the UEMOA Directive and the low capacity of the contracting authorities to develop procurement plans before the adoption of the budget and (v) the inefficiency of the corporate categorization mechanism.

181. At the level of **public debt**, the stock increased from CFAF 6,970 billion in 2003 to CFAF 7,448.5 billion in 2007, of which 87.1% represents an average external debt over the period. The balance of this debt, which was CFAF 6,816.8 billion in 2000, or 91.9% of GDP, reached CFAF 5,037.7 billion in 2007, or 53.3% of GDP as against CFAF 6,130.3 billion in 2003, or 77.7% of GDP.

182. The external component registered an increase over the period 2003-2007, going from CFAF 6,149.8 billion to CFAF 6,406.8 billion. The stock of external debt represented 67.8% of GDP in 2007 as against 77% in 2003. The domestic component also increased to CFAF 1,041.7 billion in 2007 as against CFAF 820.1 billion in 2003.

Table 6: Trend of the main Public Debt Aggregates (in CFAF billion)

	2003	2004	2005	2006	2007	2008*
Public Debt						
Debt Stock	6,969.9	7,022.4	7,076.1	7,303	7,448.5	7374.8
Outstanding	6,130.3	5,691.7	5,457	5,305.5	5,037.7	4903.6
Arrears	839.6	1,330.7	1,629.1	1,997.5	2,410.8	2,471.2
Service Due	703.6	764.2	755.5	643.8	573	591.1
Service Paid	233.9	260.5	283.4	257.4	257.4	561.1
External Debt						
Debt Stock	6,149.8	6082	6,169.7	6,368.5	6,406.8	6,258.7
Outstanding	5,486.4	4,975.7	4,667.2	4,478.4	4,099.4	3,907.5
Arrears	663.4	1,106.3	1,512.5	1,890.1	2,307.4	2,351.2
Service Due	572.6	565	480.1	442.3	401	407.7
Service Paid	157.4	109.6	25.5	58	119	390.7
Domestic Debt						
Debt Stock	820.1	940.4	906.4	934.5	1,041.7	1,116.1
Outstanding	643.9	716	789.8	827.1	938.3	9,996.1
Arrears	176.2	224.4	116.6	107.4	103.4	120.0
Service Due	131	199.2	275.4	201.5	172	183.5
Service Paid	76.5	150.9	257.9	199.4	138.4	170.4
Debt Stock/GDP (in %)	87.30%	85.90%	82.20%	81.10%	78.80%	72.70%

Source: Public Debt Department / (*): Data at the end of November 2008.

183. From 2003 to 2007, the outstanding external debt declined from CFAF 5,486.4 billion to CFAF 4,099.4 billion, as a result of the combined effect of the efforts deployed by the State to

honor some of its commitments to donors, the suspension of current loan disbursements and lack of new financing instruments.

184. Over the same period, external debt arrears increased from CFAF 663.4 billion in 2003 to CFAF 2,307.4 billion in 2007 because of the financial difficulties caused by the crisis situation.

185. The debt burden continues to be a major constraint for Côte d'Ivoire and impedes its development efforts, particularly in the social sectors. In fact, the State sets aside each year CFAF 400 billion on the average to repay its external debt.

186. **Public debt management** is facing several problems, including the delay in the issue of the decree ratifying loan agreements; the weak training in negotiation techniques of officials in charge of the search for funding, the lack of coherence between external debt instruments and management of public treasury, lack of knowledge of donor procedures by some project managers and lack of public debt policy.

187. The analysis of debt sustainability carried out by the IMF and the World Bank in 2008, resulted in a net present value of debt to budget revenues of 327% as against a target ratio of 250%; which implies a common reduction factor of 23.6%.

Box 3: External Debt Portfolio at the end of 2007

Mainly constituted by concessional loans, this portfolio is dependent fluctuations of the rate of the US dollar for 33% and various foreign currencies for 6%. It is distributed among bilateral (50%), multilateral (28%) and commercial (22%) creditors. France alone holds 57% of bilateral debt stock as against 43% for the twelve other member creditor countries of the Paris Club and non-member governments or institutions. The debt due to the Paris Club is constituted by pre-cut-off date debt (1.8%), previously rescheduled debt (56.4%) and post-cut-off date debt stock (41.8%). Only the pre-cut off date and previously rescheduled debts (58.2%) are eligible for restructuring. For the record, the cut-off date was fixed on 31 July 1983 for Côte d'Ivoire.

The multilateral debt is mainly owed to the World Bank (63%) and African Development Bank (25%) Groups, and the International Monetary Fund (5%).

The commercial debt eligible for restructuring represents 94.7% of the overall commercial debt stock and is composed of Brady shares maturing latest in 2028. This credit is owed to private creditors (ex-London Club).

Since 1984, Côte d'Ivoire has benefitted from nine agreements on restructuring of its debt owed to members of the Paris Club and three agreements on restructuring of its commercial debt, including a Brady type plan, in March 1998. Despite all the treatments obtained, the public debt stock is still considerable.

On the basis of the data on the debt situation as of 31 December 2007, the country is still eligible for the HIPC Initiative with a DCF (Discounted Cash Flow) ratio of the debt on Budgetary Revenues equal to 327% as against a standard of 250%. Moreover, the country jointly respects the two sub-criteria, namely the exports/GDP ratio equal to 45% (above the ceiling of 30%) and the revenues/GDP ratio of 19% (above the 15% ceiling).

The domestic debt portfolio is deteriorating despite the successive restructuring programs implemented since 1991 (consolidation et securitization of debt).

Indeed, since 2006, interest rates on Treasury bills have been rising, going from 5% in 2006 to 7% in 2007.

However, interest rates on bonded loans (TPCI) have been on the decline; from 7% in 2002, the rate fell to 6.5% in 2006 and 6% in 2007.

The volume of domestic debt has been rising steadily, due to the massive mobilization of capital from the regional market to fund government budget.

In 2007, domestic debt stock amounted to CFA F 1,041.7 billion. This debt is owed to the BCEAO (16.8%), commercial banks (13.0%), public enterprises (5.2%) and various subscribers of government securities (65.0%).

Source: Public Debt Department

Source: DCPE

188. Concerning **the external sector**, the balance on the current account was in surplus over the period 2005-2006, under the effect of the recovery of crude oil production. However, in 2007, it registered a deficit of CFAF 70 billion (-0.7% of GDP) due to a considerable decline in exports (-9.4%) and resumption of imports (5.2%). The trade balance, structurally surplus, deteriorated (CFAF 1,219.4 billion in 2007 as against CFAF 1625.7 billion in 2006) in view of the decline in cocoa exports, crude oil and petroleum products, coupled with the rise in importation of capital goods intended for private investment. Moreover, the country accumulated gross reserves (foreign currency) over the entire period, thanks to considerable entry of foreign capital through Foreign Direct Investment (FDI).

189. However, the dissolution of the Ivorian Maritime Transport Company (SITRAM) and the Ivorian Maritime Operations Company (SIVOMAR), following the liberalization in the maritime transport, constrained Côte d'Ivoire to resort to foreign ships for the transport of goods, thus contributing to maintaining a structural deficit in services. The same applies to air traffic for which foreign airlines are solicited. To the above mentioned factors are added the shortage of revenue associated with the payment of interests on public foreign debt and dividends to foreign investors, and the considerable deficit of current transfers related to the transfer of funds from foreign workers.

190. The **monetary and financial** sector was confronted with serious difficulties in terms of liquidity and loan recovery during the economic recession of the 1980s. This situation led to the disappearance of nearly 40% of the credit establishments. The effects of the 1994 devaluation combined with the profound changes in the financial sector permitted the modification of the scale of lending rates, the establishment of a renewed monetary market and liberalization of the conditions of banks.

191. Hence, the financial system comprised at the end of December 2007, a Central Bank (BCEAO), a Regional Stock Exchange (BRVM), 21 credit establishments, including 18 commercial banks and 3 financial establishments, 31 insurance companies, 85 micro-finance structures, 43 foreign exchange bureaus, 4 electronic funds transfer agencies, one National Savings Bank and two Social Security Banks (CGRAE and CNPS).

192. Over the period 2005-2007, the total money supply increased from CFAF 2,081.0 billion to CFAF 2,689.2 billion, representing an annual average increase of 11.6%. This increase resulted from the combined increase in net external assets of CFAF 188.9 billion and domestic credits of CFAF 419.4 billion. The increase in domestic credits resulted from the combined increase in credits to the economy (9.5% average annual increase) and credits to the State (8.7% average annual increase).

193. **Bank funding** of enterprises is confronted with a series of challenges, namely environmental constraints, costs and control of counterpart risk. At the judicial level, the high number of justice decisions considered disputable by economic operators creates a climate of non-confidence in the justice system and impedes investment. This situation compels banks to demand undisputable guarantees (bank cross guarantees, secure guarantees) which few operators can offer. The cost of credit is still high due notably to the decline in the quality of the credit risk, the high level of provisions and committed costs, despite the low level of lending rates.

194. **Micro-finance**, which appeared at the beginning of the 1990s, has registered a high growth since 1995. In fact, the total savings collected by this sector increased from CFAF 61 billion in 2005 to CFAF 71.9 billion in 2006 and CFAF 85 billion in 2007; which contributed to

the granting of credits to the tune of CFAF 24.2 billion in 2005, CFAF 28.9 billion in 2006 and nearly 30 billion in 2007.

195. Despite this progress, the rate of penetration into the market by micro-finance institutions (MFIs) remains low (16.5% in 2006) with a marked absence in rural areas. Moreover, the level of savings mobilized in the MFIs, which is still low, results from a weakness in the security of savings, inability to repay funds in case of bankruptcy and inadequate training of the staff at the level of both the trusteeship and the MFIs. In addition, the poor performance of UNACOOPEC, which holds more than 80% of the market, poses a systemic risk for the sector. This performance is due to: (i) poor performance of the credit activity, (ii) negative balances brought forward and (iii) net losses.

Table 7: Financial Performance of UNACOOPEC

	2004	2005	2006	2007
Balance brought forward	-4,664,089,664	-5,972,711,687	-8,974,117,246	-11,420,252,185
Income (negative)	-1,195,402,951	-2,965,122,650	-2,446,134,940	-315,880,724
Rate of outstanding credit	6.8%	5.4%	15.6%	6.8%

196. Moreover, the table below shows the impossibility of the institution to comply with the eight prudential ratios of fiscal years 2004 – 2007.

Table 8: Situation of Prudential Ratios

	Value of prudential ratios	2004	2005	2006	2007	Observations
R1	Limitation of operations other than savings and credit activities ($\leq 5\%$)	15.8%	18.0%	15.1%	13.8%	Not respected
R2	General reserve ($\geq 15\%$)	Not Received				
R3	Limitation of the risks run by an institution (≤ 2)	0.58	0.45	0.44	0.42	Respected
R4	Limitation of loans to managers ($\leq 20\%$)	0.3%	2.0%	1.6%	0.9%	Respected
R5	Limitation of risks taken on a single member ($\leq 10\%$)	0.1%	1.1%	0.8%	0.1%	Respected
R6	Capitalization ($\geq 5\%$)	-4.9%	-6.7%	10.1%	-12.1%	Not respected
R7	Coverage of medium and long-term needs with stable resources (≤ 1)	4.05	6.28	5.74	4.63	Non respected
R8	Liquidity standard ($\geq 80\%$)	36.1%	37.7%	35.1%	32.9%	Not respected

197. Above all, beyond the results published, **the macro-economic performance** is consistently sluggish, which delays the achievement of sustained growth of the Ivorian economy. The different economic and financial programs signed with development partners were often focused on stabilization policies, notably budget policies. Yet, the latter are only short-term solutions and not sustainable solutions to poverty problems. These programs especially did not focus on supply, which could induce sustainable growth and job creation.

198. **The macro-economic framework** available does not adequately integrate the interrelations between the different sectors of the economy. This tool does not permit the making of economic policy simulations and outcome analyses of exogenous shocks on the main aggregates of the economy and poverty indicators. This situation constitutes an impediment to meeting poverty reduction objectives in macro-economic forecasting. In addition, because of the difficulty with the collection of statistics, several economic variables are inadequately developed and, consequently, do not allow for efficient monitoring of the economic and social activity, particularly subsistence farming, private investment and some activities of the tertiary sector. The monitoring of certain macro-economic aggregates and variables such as private investment, the final consumption of households, employment, production costs of industrial goods and services, the production costs, etc., is not yet effective, thereby rendering the estimations difficult.

2.3 Private Sector

An impaired dynamism

199. In the face of the economic development challenge, Côte d'Ivoire committed itself to making the private sector the engine of growth. The emergence of the private sector was accelerated with the policy of government withdrawal from the productive sectors, initiated in the 1990s. These past years, this sector contributed for nearly two-thirds to the formation of GDP and creation of modern jobs.

200. Industry constitutes the main component of the private sector and it comprises twenty-four (24) branches in 2008. Agro-food and chemical industries stand out with respectively 33% and 28.5% of the national industrial fabric. These two main sectors are followed by those of the electric power and water utilities, various industries and metal construction industries, with respectively 8.9%, 8% and 5.3% of the national industrial fabric. Finally, wood industries, textile and footwear industries, mechanical, automobile, electrical industries and extractive industries, represent respectively 5%, 4.6%, 3.9%, and 2.8%. In 2007, Côte d'Ivoire had a total of 2,402 industrial enterprises of more than ten salaried employees, of which 1,296 for the agro-food and fisheries branch.

201. The private sector also relies on a qualified and young manpower, as well as availability of raw materials and competitive economic infrastructures. To these assets is added the existence of a financial system in development.

202. The mechanism for support to entrepreneurship is governed by an institutional, regulatory and judicial framework for the development of the private sector. Apart from the Ministry in charge of the promotion of the private sector, this architecture comprised consular chambers, the Courts of Arbitration of Côte d'Ivoire and OHADA as well as support and facilitation structures and umbrella professional organizations.

203. This provision is enhanced by a set of incentives for investment provided for by the Investment Code, the Mining Code, the Telecommunications Code, the Environment Code and the Labor Code. In this regard, tax relief has been granted to create the conditions for sustainable recovery of the private sector. In fact, the rate of taxation on the BIC is reduced from 35% to 27% for individuals and 25% for enterprises and moral entities. As for the Minimum Fixed Tax (IMF), it declined from CFAF 2 million to CFAF 1 million (2006 Fiscal Annex). Besides, in the

framework of the sub-regional economic integration, customs, fiscal and sector reforms have been initiated in favor of enterprises.

204. However, some structural and organizational, institutional and financial factors are still hampering the development of the Ivorian private sector.

205. At the structural and organizational level, these obstacles are caused by the low promotion of entrepreneurship, the high cost of production factors, the decline in the competitiveness of national enterprises, the inadequacy between available training and the needs of the economy. To that are added unfair competition and the deepening of fraud and smuggling.

206. **At the institutional and regulatory level**, the constraints relate to: (i) the lack of a law for SMEs; (ii) the lack of a specific platform for consultation between the State and SMEs; (iii) the absence of a real national industrial policy and revival of post-crisis production activities; (iv) the low capacities of institutional structures of support for development support and promotion of the private sector. In addition, the sluggish administrative procedures and shortage of land for industrial use add to the list of difficulties. To that are added the existence of an unattractive and discouraging investment code, as well as difficulties of the justice system to protect property rights.

207. **At the financial level**, the private sector is confronted with difficulties of access to credits, the non-payment or delay in settlement of credits owed by the State and insufficiency of long-term savings. Similarly, the insufficiency of national private capital does not favor the development of this sector.

208. Moreover, the successive crises that have hit the country since 1999 have resulted in the increase in country-risk, because of the upsurge of insecurity. This situation has led to the closing down or departure of some enterprises, the shrinking of production of goods and services, and the decline in private investment by about 35% on average over the period 2003-2006.

209. **At the level of domestic trade**, Côte d'Ivoire established at the time of independence a sufficiently solid legal framework to ensure a smooth conduct of activities. Hence, Law 62-214 of 26 June 1962, defining the measurement units and regulating the measurement instruments helps to clearly support the practise of metrology in trade.

210. Trade occupies a key place in the Ivorian economy, as it represented 13.6% of GDP on the average over the period 2002-2007. However, the operators in this sector are facing many problems, including notably: (i) the liberalization and opening up of the market to regional and international competition; (ii) the persistent fraud and poor quality of the products; (iii) the non appropriation of metrological culture; (iv) the low control capacity; (v) the low level of information and sensitization of the economic operators (vi) the weakness of consumers' organizations; (vii) the complexity of customs clearance procedures; (viii) the inadequacies in the internal restructuring of all branches of the food production sector, and (ix) the low level of funding of domestic trade.

211. **Concerning external trade**, it relies basically on export of agricultural produce. During these past years, exports registered a net decline in world trade, going from 0.17% in 1980 to 0.06% in 2003, and then to 0.04% in 2004. This situation was due to: (i) a decline in container traffic, (ii) the considerable loss of shares in foreign trade, (iii) the difficult access to financial assistance from the banks, (iv) the abolition of supplier credits, (v) the loss of competitiveness of

transport, human capital and land and (vi) the crisis of confidence and deterioration of the country's image.

212. To these difficulties are added: (i) the often detrimental existence of intermediaries between producers and exporters, (ii) the lack of efficient mechanisms for collecting products, (iii) the persistence and increase in fraud cases.

213. After enjoying a relative boom, the Ivorian **tourist industry** has been experiencing since 1999 an unprecedented crisis, aggravated by the effects of the armed conflict of September 2002. This situation has considerably deteriorated at the level of supply and demand, as well as at the level of promotional activities.

214. In terms of demand, the deterioration was confirmed by an important drop in the number of arrivals of tourists at the Félix Houphouët Boigny Airport, which fell from 167,000 in 2003 to 144,725 in 2005, and a decline in the rate of occupation of hotel rooms from 70 to 80% before 2002, to 45% and 30% in 2004 and 2005 respectively.

215. Concerning tourist supply, the hotel capacity dropped from 12,000 rooms in 2002 to 8,000 in 2005. Similarly, the great hotel groups registered a decline of more than 50% of their turnover which resulted in accumulated losses of more than CFAF 4.5 billion. In the case of independent hotels, the situation is characterized by the closing down of several of them, notably in the South-West, the West and the Centre of the country. In the case of travel agencies, they have lost more than 80% of their turn-over, as a result of which most of them have closed down.

216. The main problems affecting this sector are: (i) the reduction of hotel reception capacity; (ii) cessation of activities of several travel agencies and hotels; (iii) the deterioration of tourist and road infrastructures of several zones; (iv) a drop in visits to tourist sites and (v) the slowdown in the promotion of the tourist activity.

217. **Concerning the artisanal sector**, it holds great potential in terms of job creation and development of local products, and sources of income. In fact, this sector constitutes a vast area of activities with more than 244 different trades and has a strong absorptive capacity. In addition, it offers opportunities for short-term apprenticeship and self-employment. Despite its importance in terms of job creation, artisanal industry is confronted with difficulties related to the weakness of the institutional and regulatory framework, the lack of funding for activities of the sector and inadequate qualification of the manpower. These difficulties are also associated with the inadequacy of actions for the promotion and marketing of goods and services of the sector, lack of artisanal industry establishment zones, lack of a social protection system and weak supervisory structures.

218. **The sector of culture**, for its part, is bursting with enormous potential for development as well as creation of jobs and wealth. However, revenues derived from cultural works remain low due to piracy, counterfeit, forgery and insufficient spaces for cultural expression. This weakness also results from inadequate exploitation of the national cultural heritage and inefficiency of structures for building the capacities of cultural operators/actors on the challenges of cultural goods and services. There have been weaknesses in the protection and promotion of the diversity of cultural expressions. There is also inadequate support for cultural industries and professional organizations.

219. There has been a remarkable expansion of **Information and Communication Technologies (ICTs)** during the past decade. In 2006, investments amounted to CFAF 139.2

billion for the mobile telephone service and CFAF 10.6 billion for the land line service. The number of direct jobs created was 1,692 for the mobile phone sector and 1,206 for the land line service. This sector generates annually about CFAF 70 billion of VAT and relies on the existence of quality modern infrastructures and a favorable market. The emergence of ICTs has favored the appearance of new more rapid and user-friendly services.

220. The mobile phone service, which dominates this sector with 63.5% of the turnover in 2004, is exploited by four operators, which share more than 9,000,000 subscribers. For its part, the land line service had about 250,000 subscribers in 2005 with a low penetration in rural areas. In the face of this unexploited market, efforts are deployed by private operators with a view to providing telecommunication services to users living in rural areas.

221. Access to Internet is on the increase with nine operators providing services to more than 1,200,000 Internet users in 2004. In addition to these services, a rapidly expanding computer market is being developed with related services. In addition to these achievements, the creation in November 2006 of the Information Technologies and Biotechnology Village (Vitib), offers new possibilities to the sector.

222. The **audio-visual** space comprises public and private television channels and public, private and FM radio channels. Concerning television, the national First Channel covered 80% of the territory before the September 2002 crisis while the Second Channel transmitted within a radius of 100 km around Abidjan. Apart from these public channels, one private operator offers a encrypted channel, which gives access to information on several foreign channels.

223. Concerning audio space, the listening rate is more than 70%. This coverage is ensured by about twenty stations, including two national stations, namely the “*Radiodiffusion ivoirienne*” and “*Fréquence 2*”, several FM stations and four international radio stations broadcasting in frequency modulation.

224. Moreover, the written press publishes about sixty daily newspapers, and weekly, monthly, bimonthly and quarterly magazines.

225. Despite the progress made, the ICT sector is facing several difficulties, including notably: (i) insufficient rural telephone infrastructure, (ii) the high cost of new technologies and (iii) the low quality and high cost of telecommunication services.

226. In each major sector of activity, major companies and SMEs/SMIs coexist, constituting about 98% of the private sector. Estimated at five thousand (5,000) in 2002, the number of SMEs/SMIs has declined these past years due to the crisis. Beside this modern private sector exists an informal sector which, dominated by the tertiary sector, plays a preponderant role at the economic level.

227. Eventually, **the private sector** is facing many difficulties, which are limiting its capacity for job and wealth creation. They include: (i) the absence of a real policy on industrialization and promotion of the private sector; (ii) an unattractive and unfavorable environment for business promotion and development; (iii) low competitiveness of industrial enterprises; (iv) inadequate funding of activities; and (v) weak technical and financial capacities of institutional structures, umbrella professional organizations, notably SMEs, private sector support and promotion structures.

2.4 Rural Development and Agriculture

An unmodernized rural sector

228. The rural population represents 59% of the total population.

229. Until the reforms introduced in the 1980s, the development of rural areas was based on the preponderant role of the State, which intervened at all levels of the agricultural sectors, either directly or through development companies (SODE). These support actions concerned the production (supply of inputs, supervision of the farmers), collection of produce and their processing, where necessary, and the fixing of prices of agricultural produce according to a logic of stabilization.

230. The SODEs were also entrusted with the mission of building infrastructural facilities in rural areas to complement those established by the Regional Rural Development Fund (FRAR). Hence, 15,000 community infrastructure projects have been implemented since 1974 and several programs of opening and rehabilitation of rural roads have been implemented to open up the regions and production areas by the FRAR.

231. Moreover, Côte d'Ivoire initiated, on the basis of the 1992 agricultural development master plan, a restructuring of its agricultural development and research services, aimed at: (i) ensuring the integration of the agricultural profession into the management of development, notably through extension, research and training activities; and (ii) getting the State to focus on its orientation, promotion, regulatory and control functions.

232. This restructuring resulted in: (i) the creation of ANADER in June 1994 in the form of a semi-public company, with a special status and later into a company with public participation in April 1998 and the creation of the CNRA, also in April 1998, in the form of a company with public participation; (ii) the creation of the Inter-Professional Fund for Agricultural Research and Extension (FIRCA) under Law 001-635 of 9 October 2001 creating an agricultural development fund and Decree 2002-520 of 11 December 2002 creating and organizing FIRCA.

233. At the level of supervision in rural areas, ANADER provides agricultural services, notably support for the production, extension services and capacity building. The CNRA, for its part, carries out research activities in the agricultural sector. As for FIRCA, it finances agricultural research and extension activities. The OCPV intervenes in the marketing of food products.

234. Moreover, the end of the 1980s witnessed the implementation of new types of projects focused on the participatory approach with a view to structuring the rural areas. They include notably the National Rural Sector Management Support Program (PNAGER) and the National Land Management Program (PNGTER).

235. In the desire to create the conditions for developing rural areas, the Government constructed 48,000 km of rural roads to open up villages and camps, and 361 hydro-agricultural dams for irrigation of crops, fishing and stock-breeding.

236. Agriculture accounts for 27% of GDP, employs 2/3 of the labor force and provides, through the agro-industrial sector 40% of export earnings.

237. Despite its strong contribution to the national economy, the rural population is getting increasingly poor with a poverty rate of 62.5% in 2008 as against 49% in 2002. This rise of

poverty in rural areas since 1998 is the result of the important changes in Ivorian agriculture, notably with the liberalization of the agricultural sectors which marked the end of the solidarity between the sectors. Indeed, until the 1990s, the other sectors such as plant and animal production enjoyed a boom thanks to transfers of resources from the coffee-cocoa sector.

238. Poverty in rural areas can also be explained by the privatization of the productive sectors as a corollary of the abandonment of certain activities such as the production of quality seeds for food crops, indispensable for improvement of productivity. To that is added the very high reduction of government support for the producer which was only limited to support for general services including research, extension services, irrigation schemes, rural roads, which is expressed, at the level of government budget, by a decline of public expenditures devoted to the agricultural sector.

Box 4: Assessment of the 1992-2015 Agricultural Development Master Plan

The main objectives of the 1992-2015 Agricultural Development Master Plan are as follows: (i) improvement of the productivity and competitiveness of agricultural output, (ii) search for food self-sufficiency and food security. The evaluation of this plan in 2008 highlighted the following conclusions.

Concerning the improvement of productivity and competitiveness: i) Liberalization, a source of rationalization of activities in certain sectors (particularly rubber), rather revealed organizational weaknesses in most of the other sectors, where production and marketing costs are still high (cotton, cocoa-coffee, cashew, etc.....); ii) The modernization of the farms has not attained the expected results, notably in the area of mechanization. The protection of rural land remains a serious problem for agriculture; iii) The agriculture-stockbreeding association has been disrupted by the crisis; iv) The seed policy has not yet resulted in a significant use of improved seeds in the different sectors; v) Conservation and processing, in the framework of the privatization, has registered some positive outcomes, but secondary processing remains weak.

Concerning the search for food self-sufficiency and food security: i) the level of rice importation (50% coverage of national needs) is still high despite the achievements of the different projects; ii) the marketing of food items (maize, roots and tubers, plantain) is inefficient; iii) the cattle-meat sector is not well structured, despite some dynamism in the sector; iv) the modern poultry has an efficient professional organization and generates many jobs. However, the sector registered enormous economic losses associated with the outbreak of avian flu epizootic disease in May 2006.

Source: MINAGRI

239. Similarly, the socio-economic crisis that broke out on 19 September 2002, resulting in the interruption a number of development programs and projects, notably in the CNW zone as well as destruction of production (fish hatcheries, ranches, seed farms) and agricultural research (cotton, food research and animal production research stations of the CNRA in Bouaké), have worsened the poverty status of the rural population.

240. Moreover, the rural area suffers from lack of follow-up of its developments. The legislative texts on water, sanitation, and land have not always been strictly applied. To that are added the lack of data and technical information and poor management of irrigation schemes. Concerning rural land, the difficulties result mainly from land use as a production factor, demographic pressure, high rate of urbanization and the return of increasing number of young people, the unemployed and laid-off employees to the land. This situation increases poverty in rural areas.

The key sectors of agriculture

241. Hence, for the periods 2002/2003 and 2006/2007, **coffee production** increased from 140,027 tons to 170,849 tons while that of **cocoa bean** fell from 1,351,546 tons to 1,229,908 tons. Over the same periods, productions of the other cash crops also registered a positive trend, increasing by 4.1% for pineapple, 5% for cotton, 6.3% for banana and 14.7% for rubber.

242. **The implementation of the second oil palm plan** from 1985 to 1988 helped to increase the area to 200,000 ha including 50,000 ha of industrial plantations and 150,000 ha village plantations exploited by 30,000 farmers. The difficulties of this industry reside in the low level of investment.

243. **In the rubber sector**, the low level of local processing, about less than 1% in dry rubber finished products, causes to the industry and the State loss of considerable financial resources. This sector is confronted with fluctuations in the price of latex, inadequate funding of renewal and extension programs, poor potential for production of plant material, the ageing of the plantations, repeated attacks of fungus and the unclear land status of all agro-industrial groups.

244. Côte d'Ivoire is the second African supplier of banana on the European market after Cameroon. In the Ivorian economy, **the banana sector** occupies 8% of agricultural GDP, 2 - 3% of the national GDP and employs directly 8,000 - 10,000 people. With 250,000 tons exported in 2007, Côte d'Ivoire hardly represents 5% of the European market, far behind "dollar" bananas exported by Equator (4,600,000 T), Costa Rica (2,000,000 T), Colombia (1,400,000 T), which benefit from considerable economies of scale on virtually all the components of their costs (cartons / packaging, fertilizers, port and shipping costs, etc.). The producers must today face the requirements of the new regulation of the banana market, notably the abolition of individual export quotas and certificate of origin, payment of licenses, fixing of a global quota for all ACP countries.

245. As shown in the table below, the agricultural sector experienced a rise in poverty, which differs according to the crop cultivated. Indeed, all the producers, irrespective of the crop, have seen their standard of living deteriorating except for rubber producers, who have a relatively stable situation.

246. Cotton producers experienced, between 2002 and 2008, the highest rise in poverty rate, estimated at 93%. They were followed by producers of oil palm, coffee, cocoa, cashew and banana with respectively 48%, 26%, 16%; 16% and 14%. Despite the high rise in the level of poverty, the rate among oil palm producers (49.6%) is below the national poverty rate as is that for rubber producers (31.8%). The others have a rate of more than 60%.

Table 9: Trend of Agricultural output by Sector in relation to Poverty

Agricultural Crops	2002-2003				2006-2007			
	Production	Per capita Income in CFA/year	Jobs	Poverty Rate	Production	Per capita Income in CFA/year	Jobs	Poverty Rate
Coffee	140,027	234,172		52.3%	170,849	246,220		65.7%
Cocoa Beans	1,351,546	227,260		52.4%	1,229,908	254,233		60.8%
Oil Palm	1,147,681	427,774		33.5%	1,359,470	327,444	30,000	49.6%
Banana		219,914		54.6%		249,504	10,000	62.4%
Rubber	124,502	635,950		31.7%	188,532	422,727	10,000	31.8%
Cotton		243,218		43.9%		166,494		84.7%
Cashew		209,679		57.4%	280,000	238,341	50,000	66.7%

Source: NIS / MINAGRI

247. In addition, the structural problems encountered by the sector before the crisis resulted in the disorganization of the production of seeds, the distribution and marketing channels and the closing down of factories. In the face of all these difficulties, the producers have resigned themselves to the use of ordinary and poor quality seeds, which over the past three years have resulted in the decline of the quality and yield of cotton.

248. Cotton is one of the main sources of income of people living in the Northern half of the country. The analysis of poverty by type of agricultural crop cultivated shows considerable deterioration of the standard of living of cotton producers, going from a poverty rate of 43.9% in 2002 to 84.7% in 2007, representing a rise of 93%. Indeed, total cotton production declined from 400,000 T in 2001/2002 to 120,000 T in 2007/2008. Over the same period, the overheads of cotton producers increased from CFAF 80,440/ha to CFAF 115,000/ha while the purchase price of seed cotton bought from farmers fell from CFAF 210/ KG in 2001/2002 to CFAF 150/KG in 2007/2008. This situation resulted in a sharp decline in the farmers' incomes to which was added the non payment of arrears amounting to CFAF 5.1 billion owed to the producers in 2008.

249. **The sugar sector** contributes to poverty reduction and regional equilibrium and in the diversification of the Ivorian economy. However, the sugar sector has not always been competitive and the impetus given by its privatization in 1997 was interrupted by the crisis and the production facility is getting old.

250. **Cashew** is today, with cotton, one of the main cash crops of the Savannah zone of Côte d'Ivoire. Cashew production occupies more than 50,000 farmers for a total national area of 420,000 ha and about two million people live directly or indirectly on this speculation. It procured more than CFAF 47 billion in terms of export earnings to the country in 2007. The constraint of the cashew sector resides in the fact that its cultivation is relatively recent for population groups who do not master all the contours of its production because of the recent appearance of this activity for the population and the lack of processing of low-yielding raw nuts, thus justifying the trend of poverty rate, which is 16% for this sector.

251. **The cocoa and coffee sector** underwent institutional reforms in the years 2000 and 2001 aimed at addressing the shortcomings registered in this sector in the past years in terms of

transparency, reaction to fluctuations on world markets, and cost and adaptability of the management structures and, thereby, to contribute significantly to the improvement of the living conditions of producers and fighting against poverty in rural areas. However, the liberalization of the sector has been inadequately managed. Indeed, seven years after the introduction of this mechanism, there has been a decline in producer prices as well as a deterioration of the living conditions.

252. **The food production sector** occupies 85% of the agricultural labor force, 90% of which are women. The main food crops are rice, yam, cassava, plantain, maize and vegetables. Food production, estimated at 9,000,000 tons in 2006, occupies an area of 2,448,000 ha. It is basically carried out by small-scale farmers using rudimentary material and registers very low yields. National rice production covers only 50% of consumption needs. Food production (without rice) registers an average progress of 3.8% per annum thanks to an increase in the cultivated areas and not its intensification. The production system has not experienced any major improvement.

253. Apart from the main food crops, there are vegetable crops, the most important being tomato, okra, pepper, local garden egg (*n'drowa*), onion, cabbage, potato, lettuce and carrot.

254. Food crops benefit from the active presence of the National Federation of Food Cooperatives of Côte d'Ivoire (FENACOVICI) for the supply of markets with food products and the Food Products Marketing Organization (OCPV) for the collection and dissemination of information on prices of foodstuffs on the market.

255. The contribution of the food sector to wealth creation remains weak. This weakness is due to the lack of a specific policy, difficulties of funding, supervision of cooperatives and collection of reliable statistical data on the sector.

256. In sum, the incomes of farmers keep dwindling because of the low agricultural productivity, the slump in production sales, and the low purchasing price of agricultural produce and inequitable distribution of profits generated by the different sectors. To these causes are added the considerable post-harvest losses, the low level of conservation and processing of agricultural output, the generalized ageing of the plantations of coffee, cocoa, oil palm and coconut trees, the inadequate use and low mastery of modern farming techniques.

257. Moreover, the cost of inputs remains high, while results of research are not always accessible and adequately exploited. Similarly, actors of the agricultural sector are inadequately supervised and have limited access to credit and international markets, notably for the export sectors (cotton, pineapple, mangoes). Finally, the agricultural sector suffers from the inaccessibility of many production areas and unsuitable policy.

258. **Livestock-raising** is practiced over the entire national territory with strong predominance of ruminants in the North and Centre, and short-cycle animal breeding in the South. The livestock sector comprises four main branches each constituted by traditional animal raising, which is widespread and modern livestock-raising which is more restrictive but organized and where direct investment efforts offer more value added.

259. Modern **dairy production** is not widespread and contributes about 15% of the national production. The rest of the national dairy production comes from excessive sedentary or semi-seasonal movement cattle-raising. There are few livestock-raising organizations. Cattle and meat trading is vibrant, but unstructured.

Table 10: Trend of the Main Animal Production for the Period 2002 - 2007 (number of heads)

Animal Species	2002	2003	2004	2005	2006	2007
Cattle	1,392,787	1,420,642	1,449,054	1,478,035	1,507,596	1,337,000
Sheep	1,477,458	1,507,007	1,537,147	1,567,890	1,599,248	1,162,000
Goats	1,160,860	1,184,077	1,207,759	1,231,914	1,256,552	945,000
Total Pork	307,517	312,999	318,589	324,290	330,104	323,470
Modern Pork	57,924	59,662	61,452	63,296	65,195	54,855
Traditional Pork	249,593	253,337	257,137	260,994	264,909	268,615
Total Poultry	30,560,787	29,817,890	26,481,574	31,231,951	31,893,134	32,371,894
Layers	2,190,000	1,910,000	2,290,000	1,410,000	1,588,000	1,366,400
Broilers	5,600,000	4,750,000	640,000	5,870,000	5,946,000	6,256,000
Traditional Chicken	22,770,787	23,157,890	23,551,574	23,951,951	24,359,134	24,749,494

Source: DPP / MIPARH

260. **Traditional pork raising** accounts for 23% of meat production in the country. The breeds are highly heterogeneous and the genetic potential deficient. A pork sector has, however, been constituted around the major consumption centers with individual breeding units, a modern slaughter house and stalls for selling pork meat. This modern sector offers many jobs and has an organization.

261. **Traditional poultry farming** (hens, chicken and guinea fowls) does not benefit from any specific support program but constitutes an important source of proteins and income in rural areas. However, the rate of exploitation remains very slow, to the extent that Côte d'Ivoire imports annually about 3 million traditional birds. Apart from these traditional poultry farms, modern farms have been developed, mainly concentrated around the urban centers, which account for 50% of the national production. The modern poultry sector has a good professional organization. It has created many jobs. However, the sector has registered considerable economic losses as a result of the outbreak of the bird flu in May 2006.

262. **The non-conventional livestock-raising sector** where the intensification and structuring have not yet started, is constituted by apiculture or beekeeping, rabbit breeding, snail production, grass-cutter production, cultivation of silkworms, and frog production. This sector benefits from a development program in the Centre of the country, but the results obtained have been wrecked by the 2002 crisis.

263. **The national production of meat** in 2006 was 15,165 tec for cattle and 7,495 tec for small ruminants. Chicken production was 16,873 tec and 26,050 tons of eggs. Milk production was 23,825 tons of milk. Consumption coverage rates in 2006 were 25% for cattle meat, 64% for small ruminants, 15% for pork, 96% for poultry, 100% for eggs, and 12% for milk.

264. In total, as in the agricultural sector, the incomes of the breeders are low. This situation is linked, among other things, to the low productivity in stock-breeding, high cost of inputs, the poor sale of stock-breeding products and inadequate development of slaughter by-products. Other contributing factors include the low level of processing of stock-breeding productions, the lack of a credit system for stock-breeding, the isolation of many stock-breeding regions as well as inappropriate organization of cattle breeders. Similarly, the limited coverage of veterinary services and inadequate promotion of the policy on stock-breeding are root causes of the dwindling of the incomes of cattle breeders.

265. **The fisheries policy** is characterized by the establishment of sustainable management of its resources and revival of the tuna industry. Despite the new policy orientations, the national and international environment has played a role in the performance of Ivorian fisheries.

266. The fishing industry occupies an important place in the economy of the country. It procures nearly 70,000 direct jobs and sustains more than 400,000 people. Fish is the main source of animal protein for the Ivorian consumer. It represents nearly 50% of the consumption in animal proteins. Per capita consumption is between 11 and 14 kg/inhab/year. However, participation of fisheries in total GDP deteriorated, declining from 0.3% in 2004 to 0.2% in 2005. It represented 0.9% of agricultural GDP in 2005. Ivorian production of fish products declined remarkably by 47% over the period 2000-2005 while the contribution of fish farming was insignificant. Traditional fishing whose main actors are nationals from the West African sub-region accounts for nearly 60% of the national production.

267. Production equipment for industrial fisheries and traditional fishing has registered a level of degradation that compromises its competitiveness. At the level of factories, the conformity to the increasingly demanding health standards and improvement of productivity constitute the challenges of their survival.

268. Côte d'Ivoire is still highly dependent on imports to meet its domestic demand in fish products. The incomes of fishermen are also low because of the decline in fish production, as a result of major post-capture losses, difficulties of preserving fish products and poaching of fish from the exclusive economic zone. This situation is also linked to the non-respect of the regulation in force, the anarchic and abusive exploitation of fish resources, the low level of technical and organizational competence of actors of the fisheries sector and unsuitable fish farming.

2.5 Food Security and Nutrition

Non-effective food self-sufficiency

269. **Food security** refers to the availability and access to sufficient quantity of nutritive and healthy food.

270. The food security policy adopted since independence helped to ensure food self-sufficiency thanks to the policies of supervision, investment and encouragement implemented by state-owned companies like SODERIZ, SODEPRA, SODEFEL and CIDV. This policy helped to ensure food availability at the national level for agricultural products like maize, cassava, yam, plantain, millet and sorghum and protein foods. This national production is completed by imports, notably flour and rice, for which the national production only covers 50% of consumption needs.

271. In addition, although the markets are supplied with food items, the population groups made vulnerable by poverty in urban and rural areas cannot have food in adequate quality and quantity.

272. This situation compelled the Government, in collaboration with the development partners, to put in place therapeutic and supplementary nutrition centers, mainly in the North, the West and the South-West for recuperation from moderate and severe malnutrition.

273. Despite these efforts, the comparison of the daily food needs based on the average of about 2,250 calories per person and food consumption patterns shows that the minimum needs of 20- 40% of the population are not met.

274. The armed conflict of September 2002 exacerbated the food problems in the CNW zones. In fact, as attested by the results of the survey conducted by the WFP and FAO in 2006, about 566,500 people in these regions are in a situation of food insecurity, representing 9% of rural households. About 1,109,600 people or 20% of rural households are in a situation of high risk of food insecurity. The *Moyen Cavally* has the highest percentage of households in food insecurity, or 43% of households. In addition, 27% of households run a high risk of facing food insecurity. This has resulted in a worrying nutritional situation in the North, with a global acute malnutrition prevalence of 17.5% and a severe form of 4% and anemia prevalence of 80.7% among children aged 6 - 59 months. (Source: national Nutrition Program PNN).

Box 5: Nutritional Situation

The nutritional situation of Côte d'Ivoire is characterized by a dual burden: malnutrition by deficiency and malnutrition by excess. Indeed, the rates of chronic malnutrition, underweight and acute malnutrition are respectively 34%, 20% and 7%, according to the 2006 MICS survey. The North, West, Center and peri-urban zones are the zones most affected by these types of malnutrition. In the North, the rate of acute malnutrition increased from 12% in 2006 to 17.5% in 2008, according to the SMART survey conducted in this zone. This rate of malnutrition, higher than the critical ceiling of 10%, contributes to the increase in infant mortality, or at best, failure to thrive or even a disability in children. As regards the prevalence of low birth weight, it is 16.5% reflecting the nutritional state of the mother. Although exclusive breast-feeding is recommended, during the first 6 months, only 4% of newborns benefit from it.

To these malnutrition problems are added deficiencies in iron, Vitamin A and iodine. Nutritional anaemia are mainly caused by iron deficiency affected, in 1997, 20% of the total population, 35% of whom were children of pre-school age, 23% children of school-going age and 45% pregnant women. In 2007, anaemia prevalence was 50% in children of pre-school age, 59% in children of school-going age and 58% in women. In the North, in 2008, 80.7% of children and 58.9% of women of child-bearing age are anaemic as well as 74.8% of children and 67.7% of women of child-bearing age in Abidjan. Vitamin A deficiency affects 31.3% of children under 5 years. Concerning iodine deficiency, the prevalence of goitre in children aged 6 - 12 years, which was 40% in 1994, fell to 4.8% in 2004. Hence, 84.4% of households have iodized salt

Concerning malnutrition through excess, the survey on risk factors of non communicable diseases in individuals aged 15 - 64 years in the lagoon regions indicated in 2005, an obesity prevalence of 5.7% in men and 11.6% in women; and overweight rate of 24.6% in men and 37.6% in women.

Sedentary growth concerns 88.1% of the population groups with low level of physical activity. The effects of the nutritional transition and this sedentariness result in an increase in chronic diseases like cardio-vascular diseases, diabetes and cancers.

The inadequacy of the offer of care to both mother and child and food insecurity resulting from difficult access of households to foodstuffs, poor distribution of food availability within households, lack of knowledge on good eating habits are all factors that explain the aggravation of the nutritional situation of the couple mother-child.

Source: PNN

275. The flow of food products does not cover the nutritional needs of the population, because of the high seasonal variation, post-harvest losses and difficulties in supplying the markets with food products.

276. In the light of the foregoing, the obstacles to overcome by Côte d'Ivoire to ensure sustainable food security include increasing food availability, strengthening the distribution factors and improving health and nutrition.

2.6 Employment

A sector marked by increasing unemployment

277. The employment policy has been influenced by the different phases of the economic development of the country. In fact, the first decades after independence were characterized by sustained economic growth, which was beneficial for modern employment. The second phase, marked by economic recession and implementation of the Structural Adjustment Programs from 1980 to 1993, registered massive layoffs. To curb the effects of the SAPs, the State established a national employment plan in 1991, revised in 1995 that relied on the AGEPE-AGEFOP-FDFP-FNS platform. Despite the implementation of the two national employment plans, there has not been a significant improvement in the employment situation. It has even deteriorated with the different crises experienced by the country.

278. The employment sector has no tool for collecting statistical and projection data. Its evaluation is done through "employment" modules obtained mainly from general population censuses and surveys on the living standard of families.

279. Public and private structures, providers of paid jobs, can only absorb a relatively low proportion of the population having attained working age. Moreover, job prospects of the youth are quite inadequate, whether they are university graduates or without qualification. In fact, according to the statistics of the CNPS, out of 26,000 declared enterprises with 550,000 jobs before the 2002 crisis, the country had only 13,124 enterprises in 2006 for less than 300,000 jobs, representing a decline of offer of 44% of jobs in the modern private sector during the period 2002-2006. At the same time, only one out of ten retirees is today replaced in the public service.

280. The most recent statistics based on the ENV2008 indicate that the gross participation rate is 50.2% in 2008 as against 42.4% in 2002 and 46.0% in 1998. As for the net participation among the 15-59 years age group, it was 80.1% in 2008 as against 65.8% in 2002 and 72.5% in 1998.

281. Generally, unemployment is on the increase. From 6.4% in 2002, the unemployment rate among the labor force is estimated at 15.7% in 2008. Youth unemployment, notably among the 15-24 years, is considerable. Unemployment among the labor force of this age group is 24.2% in 2008 while that of the 25-34 years is 17.5%. Unemployment affects more women than men. It is more widespread in urban areas, particularly big cities like Abidjan than in rural areas. In fact, unemployment rate among women is 19.8% compared to 12.1% among men. It is 27.4% in urban areas as against 8.7% in rural areas. The unemployment rate in Abidjan is 33.2%.

282. Independent workers represent the greatest share of jobs (48.8%) followed by unpaid workers (31.6%) and paid workers (18.7%). People in a situation of under-employment represent 23.8% of the total population, of which men represent 18.6% and women 30.9%. The data available indicate that indefinite employment deteriorated more in 2006. In fact, its contribution to total employment is 14.8% with 16.8% for adults and 12.7% for young people. At the level of fixed-term employment, a decline is observed with higher contribution among young people than among adults. With a contribution of 68.7%, employment without contract remains dominant. As

for seasonal and casual jobs, their share was low but increased in 2006 compared to 2002. In total, the employment situation deteriorated considerably between 1998 and 2008.

283. The **informal sector** is still vibrant and concerns agriculture, services and industry. It occupied 4,107,595 people in 2002, as against 1,698,300 people in 1995, representing an increase of 142% in 7 years.

284. Concerning graduates from the different educational institutions, they are confronted with difficulties of professional integration. In fact, according to the Employment Observatory of the AGEPE, the unemployment rate of graduates in 2002 was 13% at the national level. It was relatively high for holders of the BAC (27%), Master's degree (25%) and CEPE (22%). For those holding the first degree and the BEPC, the rates were respectively 19% and 16%. Similarly, in technical education and vocational training, the rates were relatively high for holders of the BEP (53%) and BTS (42%) certificates. For BT and the CAP holders, the rates were 12.5% and 12.7% respectively.

285. The employment situation of people living with a disability is worrying. The illiteracy rate among these people is 60.1%, with 62.6% among men and 55.8% among women. However, their rate of activity is very low. In fact, according to a survey conducted in 2005, the activity rate of this category of people is 11.5%, which implies that nearly 90% of disabled persons who have attained working age are not exercising any professional activity. More than 70% of them are finding it difficult getting a job mainly due to lack of training (35.7%) and discriminations of which they are victims.

286. In clear terms, a major section of the labor force has no source of income. This may be explained by several reasons, namely: (i) an unfavorable institutional framework for employment; (ii) an inefficient framework for observation and monitoring of the labor market; (iii) a macro-economic framework that does not address employment as a priority issue; (iv) an unskilled labor force, (v) difficulties of integration of job seekers mainly due to the gap between the training received and needs of the economy; (vi) an inefficient policy on promotion of self-employment, (vii) discrimination in access to employment for vulnerable groups; (viii) the precarious nature of employment; (ix) a high proportion of workers occupying poorly paid jobs; (x) the persistence of the phenomenon of child labor; (xi) low labor productivity due to the high prevalence of HIV/AIDS, transport and accommodation difficulties, and poor working conditions.

2.7 Population

An inadequately developed human capital

287. The growth rate of the Ivorian population is among the highest in the world. In fact, the annual population growth rate was 3.8% between 1975 and 1988, 3.3% between 1988 and 1998 and was estimated at 2.85% between 1998 and 2007. At this rate, the population would double in 24 years.

288. This rapid population growth is based on a high natural increase of 2.6% and a high immigration rate of 14%, which has been reduced since the crisis of the 1980s. This rapid population growth imposes high demand on the State in terms of social services. In 2007, this social demand was characterized by 16% of the total population to be vaccinated (0 - 5 years), of which 3.5% were less than one year old, 8.6% of the total population to be educated in pre-school establishment (3-5 years), 15% in the primary school (6-11 years), 14% respectively in the

secondary school (12-17 years) and the higher education (18-24 years). Similarly, 34% of the population is adolescent and 49% female, of whom 47% are of child-bearing age.

289. The population of foreign origin represents 26% of the total population. The proportion of children born in Côte d'Ivoire to foreign parents increased from 30% in 1975 to 47% in 1998. The issue to be resolved is consequently the integration of second and third generation immigrants.

290. The population is unevenly distributed in the national territory with nearly 78% in the forest zone as against 22% in the Savannah zone. It is rapidly urbanized with 43% of city dwellers in 1998 and 48% in 2007. The urban framework comprises 127 towns 8 of which have more than 100,000 inhabitants. It is dominated by the Abidjan metropolis, which concentrates more than 44% of the urban population. The political-military crisis has strengthened the demographic weight of Abidjan. Virtually all the towns are characterized by shortage of infrastructures, equipment and basic social services.

291. The number of ordinary households, which was 2,646,456 in 1998, was estimated at 3,500,000 in 2007 with an average size of 5.8 persons in 1998. In 2008, 18.4% of households were headed by women, as against 81.6% for men.

292. The fertility rate is on the decline with 4.6 children per woman in 2005 as against 5.7 children per women in 1994. However the poorest and most illiterate conserve a pro-natalist behavior marked in 2005 by 3.2 children among women in rich families as against 6.1 among the poorest; 3 children among women with secondary or higher education as against 5.3 among illiterates. The modern contraceptive rate among married women is low, between 7% and 8% over the period 1998-2006.

293. Côte d'Ivoire is traditionally a country of intensive internal and external migratory movements. Internal migrations, generally oriented from the North to the forest South more conducive for plantation economy, were intensified with the phenomenon of internal displacement of people by the war, which affects more than one million individuals, mostly children and women.

294. Concerning emigration, the consular sources indicate that about 161,430 Ivoirians are living abroad. The recent expansion would be due to the successive crises. Ivorian emigrants are concentrated in France, the US, Mali and Italy.

295. Generally, the human capital is not adequately developed. This situation can be explained by the lack of recent data on the population as the latest population Census dates back to 1998. The lack of routine statistics associated, among other things, with the dysfunction of the civil status system and lack of an integrated information system on the population are factors aggravating the non mastery of the national population and skills. In addition, Ivoirians of the Diaspora only marginally participate in the development of the country for lack of appropriate mechanisms to ensure their involvement.

2.8 Education/Training/Literacy

An inefficient system poorly adapted to the labor market

296. The educational system is composed of two types of education: (i) general education, which comprises three levels, primary, secondary and higher education; and (ii) professional and technical education.

297. In its policy aimed at ensuring the development of the human capital, the State gives priority to education and training. Hence, with a view to providing the different sub-sectors of the Education/Training system a common policy and programming tool, the Government developed in 1997, the National Education/Training Development Plan (PNDEF) over the period 1998-2010. The implementation of this plan helped to register some significant achievements.

298. In fact, in the concern to facilitate access and maintenance of children in school, some significant progress have been registered, notably, (i) loaning/renting of school textbooks to disadvantaged children from 1998, (ii) liberalization of the wearing of the school uniform for primary school children, (iii) liberalization of the books market from 1999, (iv) perpetuation and generalization of the school feeding system, and (v) involvement of the communities in the management of school establishments.

299. The perpetuation of the school feeding system by increasing the number of canteens from 3,262 canteens, which fed 585,535 school children in 2005/2006, to 5,134 in 2007, including 23 opened in secondary schools. Regarding the involvement of the communities in the management of educational establishments, nearly 3,000 subsidized COGES were created and subsidized in the primary school.

Table 11: Trend of total number of school children by school type and gender in primary education from 1989/1990 to 2006/2007

ACADEMIC YEAR	PUBLIC			PRIVATE			TOTAL		
	Boys	Girls	TOTAL	Boys	Girls	TOTAL	Boys	Girls	B+G
1989-1990	732,411	513,444	1,245,855	88,398	70,934	159,332	820,809	584,378	1,405,187
1990-1991	747,494	520,921	1,268,415	81,099	65,351	146,450	828,593	586,72	1,414,865
1991-1992	768,322	540,735	1,309,057	75,971	62,757	138,728	844,293	603,492	1,447,785
1992-1993	773,093	543,892	1,316,985	80,904	66,154	147,058	853,997	610,046	1,464,043
1993-1994	817,736	579,202	1,396,938	85,196	71,406	156,602	902,932	650,608	1,553,540
1994-1995	826,747	592,907	1,419,654	103,639	86,636	190,275	930,386	679,543	1,609,929
1995-1996	852,246	611,789	1,464,035	107,073	91,057	198,130	959,319	702,846	1,662,165
1996-1997	894,525	645,791	1,540,316	105,656	89,842	195,498	1,000,181	735,633	1,735,814
1997-1998	918,834	675,035	1,593,869	114,155	99,479	213,634	1,032,989	774,514	1,807,503
1998-1999	977,613	710,890	1,688,503	119,861	102,456	222,317	1,097,474	813,346	1,910,820
1999-2000	998,041	734,879	1,732,920	125,984	107,735	233,719	1,124,025	842,614	1,966,639
2000/2001	1,039,129	775,852	1,815,081	123,071	108,709	231,780	1,162,300	884,561	2,046,861
2001/2002	1,071,571	801,285	1,872,856	127,565	113,415	240,980	1,199,136	914,700	2,113,836
2005/2006	1,051,131	813,499	1,864,630	129,793	117,552	247,345	1,180,924	931,051	2,111,975
2006/2007	1,084,630	839,920	1 924,550	133,012	122,239	255,251	1,217,642	962,159	2,179,801

300. However, the results obtained are inadequate and below the objectives set. The educational system is still facing several difficulties, which concern (i) low levels of accessibility and supervision, (ii) unsatisfactory performances, and (iii) budget constraints.

Box 6: Legal framework for development of the Ivorian educational system

Law 95-696 of 7 September 1995 on education reaffirms the right to education and equal treatment for all, in the pre-school, primary and first cycle of general secondary education, which constitute basic education. The purpose of the training is now that of man and the citizen. Nevertheless, for the different levels of education, the specific objectives developed in the 1995 Law integrate the concern of national development, having as principles neutrality, equality, and at no cost.

301. **At the level of accessibility and supervision, in the pre-school stage**, the net rate of enrolment is 13% in urban areas and 1% in rural areas. The reasons for this low level of enrolment are the high cost of education materials and their poor adaptation to the socio-economic realities and failure to address the need to strengthen the national coverage in terms of *Centres de Protection de la Petite Enfance* (CPPE), *Centres d'Action Communautaire pour l'Enfance* (CACE) and preschool educators. In **primary education**, despite the outcome of the crisis, which has disorganized the educational systems in the CNW zones, the trends are maintained over the period 2002-2008. In fact, the net rate of enrolment declined from 56.5% in 2002 to 56.1% in 2008, with 58.8% among boys as against 53.1% among girls, with a gender ratio of 0.85. In rural areas, it is 49.8% and 68.2% in urban areas. In 2008, only 21% of children having attained the official school-going age have access to CP1 classes. In **secondary education**, the rate is 26.6% with 30.3% for boys and 22.6% for girls. Hence, the girls/boys ratio in the secondary cycle is 63.9. In **higher education**, the ratio is 56.1.

Table 12: Gross rate of enrolment by region and by gender in 2001/2002, 2005/2005 and 2006/2007

REGION	2001/2002			2005/2006			2006/2007		
	MF (%)	F (%)	M (%)	MF (%)	F (%)	M (%)	MF (%)	F (%)	M (%)
Abengourou	73.5	68.8	77.8	72.7	68.0	77.1	73.6	68.8	78.1
Abidjan	68.2	61.4	75.3	51.3	45.6	57.3	46.8	46.1	57.9
Bondoukou	64,5	61.7	67.0	58.6	56.9	30.8	61.5	60.1	62.8
Bouaké	61.6	57.0	65.9	2,5	19.3	23.6	20.0	17.6	22.3
Daloa	92.2	65.6	125.0	96.8	68.1	134.6	93.3	65.3	134.0
Dimbokro	90.9	85.6	95.4	105.4	103.6	106.9	95.8	89.7	93.4
Korhogo	57.2	50.9	63.1	40.1	35.4	44.4	39.2	34.8	43.1
Man	75.9	64.1	86.3	43.1	33,9	51.2	54.3	46.8	58.0
Odienné	51.1	39.2	61.1	34.7	28.1	39.1	27.5	22.0	31.5
San- Pedro	35.8	14.6	41.5	20.1	1.6	22.5	17.9	15.8	20.0
Yamoussoukro	88.7	80.8	95.6	81.2	78.9	83.1	82.6	82.1	83.1
National	73.8	67.3	79.5	63.2	60.2	65.5	62.8	60.3	64.5

302. The rate of enrolment is still low at all levels of the educational sector. This is associated with supervision difficulties resulting from the weak reception capacities and the poor state of educational infrastructure unevenly distributed over the entire national territory.

Box 7: Education in the CNW Zones

The level of supervision has generally suffered from a deterioration, which was aggravated with the September 2002 crisis. However, the shortage of qualified teachers observed for several years in the primary education and the presence of an important stock of benevolent teachers, notably in rural areas constitutes a source of additional concern in view of the quality objectives of primary education.

In addition to the above-mentioned structural problems, there is also the trauma suffered by the displaced persons (pupils and teachers); the deterioration of infrastructures (9% of functional establishments in the CNW zones); the issue of recruitment and training of voluntary teachers; problems associated with repeated strikes resulting in violence, which affects access and quality of education at the national level. Furthermore, the outcome of HIV-AIDS is real in the educational sector with a rate of more than 10% among both pupils and teachers.

303. Hence, the number of primary schools increased from 8,975 in 2001/2002 to 9,106 in 2005/2006. These infrastructures offered an average of 43 school children per class in 2005/2006, as against 42 and 40 respectively in 2001/2002 and 1989/1990. In the general secondary school, the number of classrooms in 2005/2006 was 15,850, including 8,288 in private establishments. The number of school children in the secondary doubled within twelve years, going from 333,709 in 1989/1990 to 682,461 in 2001/2002. Despite the crisis, the number increased to reach in 2005/2006, 762,151 school children, including 314,443 in private establishments. This trend was not reflected in the number of teachers, which declined. It declined from 22,536 teachers, including 2,826 women in 2001/2002 to 21,241 teachers, including 2,740 women in 2005/2006. Following the withdrawal of the administration in the CNW zones due to the socio-political crisis, the teaching was done by benevolent teachers and volunteers.

304. **Concerning higher education**, in 2007 the public sector had 42 establishments, including 3 universities, 2 regional high education units (URES), 3 *grandes écoles*, 33 specialized training establishments, along with 143 establishments in the private sector, including 17 universities and 126 *grandes écoles*, with 75% of the number of establishments concentrated in the district of Abidjan. The total number of research teachers was around 2,400.

Table 13: Distribution of students by type of establishment in 2007

Reception Structures	Percentage	Total
Public Universities		
COCODY	34.50%	54,081
ABOBO-ADJAME	04.82%	7,553
BOUAKE	08.24%	12,926
Public Grandes Ecoles		
INPHB	03.67%	5,760
IPNETP	0.34%	527
ENS	02.33%	3,655
ENSEA	0.17%	267
Private Grandes Ecoles	55,000	33.54%
Private Universities		4,332
Ex-MESRS Establishments	09.63%	15,096
Total Number of Students	100%	156,772

Source: Ministry of Higher Education and Scientific Research

305. Notwithstanding these achievements, many holders of the *baccalauréat* or equivalent certificate have no access to quality higher education and those trained cannot find jobs. This situation is basically due to the low qualification of the administrative and technical staff, the weak social transfers, violence in university circles and the lack of control of inflow of students, leading to over-population of the lecture halls and tutorial rooms. To that are added the high tuition fees for many students of *grandes écoles*, inadequate university facilities, high concentration of higher education capacities in Abidjan and inadequacy between training and employment.

306. **Concerning technical education and vocational training**, this sector, which has few public facilities, registered no new construction from 2001 to 2008. However, in the private sector, the number of establishments kept increasing, going from 153 in 2004 to 274 in 2007, including 54.75% in the Abidjan District. The total number of school children increased from 28,066 in 2002 to 48,624 in 2007, including 23,699 girls. They represented 40.86% of the total number in public establishments as against 52.27% in private establishments. In 2007, the training was ensured by 3,324 teachers, 582 of whom performed administrative duties.

307. Many young people and adults, notably girls and women, have no adequate access to quality vocational and technical training and those trained are not inserted into the socio-professional fabric. This situation is due to inappropriate distribution of technical education and vocational training structures, the inadequacy and poor state of existing training facilities.

308. In addition, the shortage of teachers and administrative staff, lack of equipment and teaching aids as well as the low level and quality of technical and vocational education worsen the poor performance of this type of education. Moreover, the efficiency of the system is hampered by the unsuitability of the courses taught to the demands of the labor market, as a result of the inadequate collaboration between vocational training structures and the private sector, on the one hand, the absence of school norms and institutional weakness associated with successive changes of responsible authority, on the other hand.

309. Education in general, is accompanied by **scientific research**, which in 1971, was assigned the main mission of consulting and evaluation of development programs. The heritage of scientific research is constituted by 36 structures. The number of researchers, which was 326 in 1998, fell to 268, including 35 women in 2004, representing a decline of 17.8%, due to the brain drain, funding difficulties and the low exploitation of research results. In the agricultural sector, research has achieved some major results, notably the development of a great number of materials and improved clones, production of solar energy, exploitation of medicinal plants, improvement of the quality of water.

310. Despite the achievements registered, scientific research is poorly developed and the research results inadequately exploited. This is due to marginalization of research, low level of funding of the sector, inadequate number of researchers, and research equipment and the lack of a real policy on development of research, which lead to brain drain.

311. Coexisting with the educational system are **non-formal basic education and Muslim religious schools**. Non-formal basic education registers 87 Female Training and Education Institutions (IFEFE) with 410 permanent education teachers. However, the infrastructures are under- equipped. Regarding the Muslim religious schools, the educational programs are not in line with the official programs, which poses the problem of non-recognition of the certificates and professional insertion.

312. **At the level of performance**, the output of the educational system is still low with high levels of educational wastage.

313. At the level of primary education, repeats concern annually nearly 25% of school children, or about 700,000 repeat pupils per annum. In the same proportion, it reduces the reception capacity of the school, while increasing the costs of education for the State and for families. It also contributes to the creation of bottlenecks, notably in enrolment to CP1 and *CM2/6^{ème}* transitions.

314. In addition, the MICS 3 survey reveals that only 52% of the children who start the first year manage to reach the fifth year. As for the completion rate in the primary cycle, it dropped from 47.7% in 2001/2002 to 42.2% in 2005/2006, representing a decline of more than five points within four years.

315. Despite these obstacles, some progress is made at this level of education. This is evidenced by the results of the *CEPE*, which though irregular have improved these past years. In fact, the success rate increased from 33.7% in 1997 to 76.6% in 2006.

316. Moreover, internal output, which for long years was considered as low, seems to have improved. Thus, the output coefficient increased from 51.1% in 2001/2002 to 68.5% in 2004/2005. Also, the loss coefficient, which was 1.958 in 2001/2002, fell to 1.459 in 2004/2005.

317. Just as in the primary cycle, the secondary cycle has been registering high rates of loss due to repeats and dropouts.

318. Concerning the general performance of secondary education, only a quarter of candidates sitting for the *BEPC* and the third of those sitting for the *BAC* succeed in the national examinations. However, the rates of promotion by level in this education cycle are acceptable, on the average 80% in the first Public Cycle as against 70% on the average in the second Public Cycle.

319. The general observation is that the basic education cycle rejects nearly 10% of the total number of school children per annum. This amounts to diverting the school from its vocation, that of educating, training and teaching.

320. The foreseeable consequences in the medium and long-term of school and social losses are expressed in terms of socio-political risks, socio-economic and financial costs, which will be difficult to control if no solution is found in the short-term.

321. Moreover, professional insertion of graduates is below the efforts provided because of the unsuitability of the training profiles. This unsuitability is due to the lack of a regulatory framework for consultation between actors of the productive private sector and technical and professional training.

322. At the pedagogical level, higher education registers the gradual establishment of the BMD system (Bachelor's degree-Master's-Doctorate). At the specific level of BTS, reforms are ongoing with a view to enhancing efficiency and intensifying the use of ICTs.

Table 14: Status of execution of the education sector budget from 2002 to 2007

	2002	2003	2004	2005	2006	2007
Education (in CFAF billion)	351.8	353.2	360.7	369.6	382.7	408.4
<i>Operations</i>	331.6	334.9	336.5	352.1	360.9	387.7
<i>Investment</i>	20.2	18.3	24.2	17.5	21.8	20.7
Education/Total Priority Sectors (%)	0.49	0.49	0.50	0.51	0.53	0.57
<i>Operations</i>	0.46	0.46	0.47	0.49	0.50	0.54
<i>Investment</i>	0.03	0.03	0.03	0.02	0.03	0.03
Education/Total Budget (%)	0.31	0.31	0.32	0.33	0.34	0.36
<i>Operations</i>	0.29	0.30	0.30	0.31	0.32	0.34
<i>Investment</i>	0.02	0.02	0.02	0.02	0.02	0.02
Education/GDP (%)	0.04	0.04	0.05	0.05	0.05	0.05
<i>Operations</i>	0.041	0.042	0.042	0.044	0.045	0.048
<i>Investment</i>	0.003	0.002	0.003	0.002	0.003	0.003

Source: Ministry of Economy and Finance, 2007 Budget Presentation Report

323. **At the level of budget constraints**, the structural adjustment policies on the Education/Training sector led to the decline in public expenditure, going from 36.6% of public current expenditures in 1990/1991 to 32.5% in 1999/2000, representing 6.9% of GDP in 1990 as against 3.9% of GDP in 2000. From 2002 to 2006, the budget share allocated to the Education/Training sector remained constant around 22%.

324. Government effort in terms of investment in Technical Education and Vocational Training has declined while the total number of students has increased by an average of 6.20%.

325. The structure of current public expenditures between the four levels of the educational system remains relatively stable. In 2000, the shares in expenditures for the different levels of education were: 46.6% for the primary level, 28.7% for general secondary education, 8.7% for the technical and vocational secondary education and 16% for higher education.

326. In the concern to facilitate access to education for the greatest number of pupils, the State encouraged the opening of private schools by granting subventions to the sector. However, private schools are confronted with difficulties, including the accumulation of subvention arrears, the precariousness of the living and working conditions of staff and anarchy in the sector.

327. In the light of the foregoing, it is obvious that many children and young people, notably girls have no access to quality basic education. Hence, the importance of the uneducated segments of the society. Indeed, the educational system is facing problems of (i) accessibility marked by inadequate reception capacities, socio-cultural problems and frequent changes of school textbooks; (ii) quality expressed by insufficient inputs, low motivation of the teaches and unsuitable curricula and teaching programs.

328. The consequences of these problems in terms of accessibility are overcrowding, low level of education of girls and the high cost of school text books. Concerning quality, the poor quality of education, academic failures and losses constitute the main consequences.

329. **In the area of literacy education**, the law on education structured the organization of the activities by enabling all actors of the sector to become members of the National Literacy Education Committee (CNAL), a body for consultation and harmonization of the actions and

methods created by Decree 98-194 of 30 June 1998 on creation of the CNAL. Similarly, at the institutional level, the Autonomous Literacy Service (SAA) was created and attached to the Office of the Ministry of Education to ensure implementation of the Government educational policy. Moreover, the National Literacy Support Fund (FNAA) was created by Decree 99-400 of 04 June 1999 on the creation of the FNAA to mobilize and execute the funding of the literacy education support program.

330. According to the 2005 EIS, 39% of men and 54% of women are illiterate. Moreover, disparities between the places of residence have been observed. In rural areas, the illiteracy rate is 40% among women and 54% among men. In urban areas, the rates are higher, namely 53% and 69% respectively.

331. In the light of the foregoing, the poor performance of the educational/information system is due to the poor quality of the supervision and inadequate reception capacities. Consequently, many children and young people, notably girls, have no access to quality basic education.

2.9 Health

An inefficient System

332. In 2007, the public health delivery system in terms of infrastructure consisted of 1,591 first contact health establishments, including 27 CSUCOM and 20 FSUCOM, 77 first-level referral facilities and 9 second-level referral establishments including 4 university teaching hospitals and 5 national specialized institutes. The private sector has 813 nursing stations, 175 medical centers and offices, 113 dental clinics, 75 clinics and 11 polyclinics. To this may be added 653 pharmacies and 21 laboratories.

333. Infectious and parasitic diseases account for 60% of morbidity diagnosed. Despite efforts by the Government, the incidence of endemic diseases remains high, especially among children. These diseases are mainly malaria, HIV/AIDS, African Human Tripanosiasis (AHT), naip, tuberculosis, Buruli ulcer, leprosy, onchocerciasis and bilharziasis.

334. **Malaria** constitutes the primary cause of morbidity and mortality in Côte d'Ivoire. One out of three patients in health establishments suffer from malaria which has an incidence rate of 146%. Furthermore, it constitutes a major factor of maternal and infant mortality. In 2003, malaria accounted for about 42% of consultations by pregnant women and children below 5 years, and 36.07% and 62.44% respectively of the causes of hospitalization. In the educational and professional circles, malaria is the main cause of absenteeism (40 - 60%). Moreover, a study conducted in 2001 shows that malaria has reduced the working capacity of agricultural producers, resulting in a 1.33% drop in GDP.

335. Faced with this scourge, a national response was organized around treatment schedules and prevention strategies under the National Malaria Control Program. In the area of prevention, emphasis is laid on sanitation of the living environment, and the promotion of insecticide-treated bed nets. However, only 7% of households use insecticide-treated bed nets. With regard to management based on ACT, the simplest cases are treated in health centers and social and

community associations. Complicated cases ⁵ are treated in referral facilities such as university teaching hospitals, regional hospitals and general hospitals.

336. **Maternal mortality** remains high with a rate of 543 deaths per 100,000 live births in 2005, as a result of inadequate emergency care for the mothers. Furthermore, the inadequate integration of maternal and child health services, the low level of involvement of communities and local governments in maternal health activities explain the high level of maternal mortality. To this may be added post-partum hemorrhage, dystocia, infections and abortions. These different causes hamper progress towards achieving MDG 5 relating to maternal mortality.

337. **Infant mortality trends** have been mixed. In 1994, it was 89‰ and from 1998 to 1999 it rose sharply to 112‰. 2005 witnessed an improvement with a decline in infant mortality to 84‰. However, it remains high among under-5 year olds: 150‰ in 1994, 181‰ in 1998 and 125‰ in 2005. As for neonatal mortality, despite the decline, it still remains high: 41 deaths for 1,000 live births in 2005 as against 62 deaths for 1,000 live births in 1998-1999.

338. **The epidemiological profile of children below 5 years** in 2006 indicated incidences of: 110.89‰ for malaria, 83.96‰ for acute respiratory infections, and 152.01‰ for diarrheal diseases. Moreover, 33.9% of children suffer from chronic malnutrition and 0.19‰ from measles. Factors fostering the emergence of illnesses relate to poor hygienic environment, insufficient advice and information to mothers, insufficient exclusive breast-feeding and early weaning, persistent cultural barriers and the low literacy rate of women.

339. **Level of immunization** against the target diseases of the Expanded Program on Immunization (EPI) is low: BCG (85%), DPT/HepB3 (76%), Chicken Pox (76%) Measles (84%), YF (83%), TT2+ (67%) (Activity Report 2006 DC-EPI).

340. In recent years, there has been a re-emergence of diseases of epidemic potential, notably meningitis in the northern part of the country, cholera mainly in the urban centers and measles throughout the country. Over the last decade, other problems related to lifestyles have emerged. They include notably cardio-vascular diseases, diabetes, cancers and injuries caused by poor eating habits, sedentary lifestyles, alcohol, tobacco and drug abuse and road accidents, outcomes of air pollution, presence of mobile phone transmitters on house roof tops, etc. Similarly, the non enforcement of an appropriate household waste management policy has resulted in many cases of typhoid fever in urban centers, mainly in the Abidjan District. The risk of importation of the poliomyelitis virus is real with the continued existence of sources of infection in some ECOWAS countries.

341. The current health system is characterized by a decline in the quality of care, failure to apply risk management and the notion of safety of patients and the non respect of standards of care provision. This situation is compounded by the state of dilapidation and degradation of existing infrastructure, lack of public and hospital hygiene as well as mismanagement of biomedical wastes. Also, disparities in the distribution of health workers, insufficient financial resources and available technical support facilities, insufficient health centers and the high cost of services hamper access to health care.

⁵ Given the resistance of “*plasmodium falciparum*” to chloroquine which was the main recommended drug prior to 2003, the use of combined therapy using Artesimin derivatives in the treatment of simple malaria cases and quinine in serious cases was adopted.

342. On the whole, the problems of the health sector may be summarized in three points: (i) poor access to health services, (ii) low level of staffing, and (iii) budgetary constraints.

343. **In terms of accessibility**, the non-implementation of the health plan has led to poor infrastructural coverage. The rate of attendance of public health services by the population is low, with a 21% user rate in 2000. Only 44% of the population lives less than 5 Km from a health facility, 27% between 5 and 15 Km, and 29% who must travel over 15 Km to have access to a health facility. In 2008, 12% of the poor do not have access to a health center and 54% do so on foot.

344. To these shortcomings may be added the lag in the transmission of health information from the peripheral level to the central level, thus extending the time for dealing with epidemics.

345. Efforts in the area of socialization of risks initiated in 2001 have so far hardly materialized and private insurance can only be afforded by the richer population groups.

346. Access to inexpensive drugs is rendered difficult by the frequent shortages at the Public Health Pharmacy (PSP), as well as constraints relating to geographical and financial accessibility. This has led to the emergence of an informal market for the sale of what is popularly called “street medicines”.

347. **With regard to staffing**, in 2007, the total health workforce comprised 3,614 doctors, including 2,824 in the public sector, 410 dentists, including 285 in the public sector and 1,144 pharmacists, including 426 in the public sector. The paramedical staff consisted of 8,580 nurses, including 7,407 in the public sector, 2,690 midwives including 2,506 in the public sector, 1,520 senior technicians (x-ray technicians, bio-technologists, assistant pharmacists, and biomedical assistants) including 1,408 in the public sector and 591 auxiliary nurses in the public sector. About 80% of private sector doctors and nurses working in the private sector come from the public sector.

348. The ratios are unsatisfactory, with 1 doctor to 5,695 inhabitants, 1 nurse to 2,331 inhabitants, 1 midwife to 3,717 women of child-bearing age and 1 senior technician to 13,157 inhabitants compared to a PNDS target of 1 doctor to 6,600 inhabitants and 1 midwife to 6,600 provided for by the 1998-2005 PNDS. However, this personnel is unequally distributed over the entire national territory. For example, out of a total of 3,614 doctors in 2007, only 750 practice outside the district of Abidjan for 15 millions inhabitants, representing a ratio of 1 doctor to 20,000 inhabitants.

349. In addition to the biomedical system, there is also traditional medicine whose development was accelerated with the creation of the National Traditional Medicine Promotion Program in 2001. This type of medicine is practiced by over 8,500 traditional practitioners (TPS), 689 of whom had training in anatomy and conventional hygiene and 60 in intellectual property rights in 2007. To promote this medicine, a Traditional Medicine and Pharmacopoeia Policy Paper as well as a five-year plan were formulated for the period 2005-2009. Despite the efforts made, the regulation of this body is being hampered by the failure to pass three bills on the authorization, code of ethics and organization of traditional medicine. The poor collaboration between the public sector, the private sector and traditional pharmacopoeia is to be noted.

350. **At the level of financing**, the health system is essentially supported by the government budget and, to a lesser extent since 1992, through the recovery of costs from health system users.

In view of the increased pauperization of the population, the recovery system has been fraught with enormous challenges. These two sources are enriched with little direct external support.

351. With the context of crisis facing the country, the budget allocated to health is low, thus reducing investment capacities (16%). Despite this low budget, staff recruitments were pursued, thus increasing the operational costs, which represented 70.9% at the end of 2007.

352. In conclusion, the main issue concerning the health sector is the disorganization of the supply of care as a result of the socio-political crisis experienced by the country. This disorganization is mainly reflected by a considerable proportion of the population having no adequate access to quality preventive and curative care. This situation may be explained by the low coverage in health facilities, notably in the CNW zone, the poor state and under-equipment of the health structures as well as the inadequate and unequal spatial distribution of health staff. The poor reception of patients, notably in rural areas, the low vaccination coverage and the limited access to drugs increase the vulnerability of the poor in terms of accessibility to care. Finally, the health sector is confronted with a real problem of funding, mainly as a result of the stagnation of the proportion of the budget of the MSHP in government budget, and partly, of the poor recovery of health costs.

Table 15: Status of health budget execution from 2002 to 2007

	2002	2003	2004	2005	2006	2007
Health (in CFAF billion)	69.5	72	75.2	70.1	77.3	95.2
<i>Operation</i>	59.5	59.5	63.1	61.4	66.5	78.3
<i>Investment</i>	10	12.5	12.1	8.7	10.8	16.9
Of which AIDS control	1.1	1.2	1.9	2	2.3	2.7
<i>Operation</i>	0.9	1.0	1.6	1.6	2	2.3
<i>Investment</i>	0.2	0.2	0.3	0.4	0.3	0.4
Health/Total budget (%)	6.14%	6.36%	6.64%	6.19%	6.83%	8.41%
<i>Operation</i>	5.25%	5.25%	5.57%	5.42%	5.87%	6.91%
<i>Investment</i>	0.88%	1.10%	1.07%	0.77%	0.95%	1.49%
Of which AIDS control	0.10%	0.11%	0.17%	0.18%	0.20%	0.24%
<i>Operation</i>	0.08%	0.09%	0.14%	0.14%	0.18%	0.20%
<i>Investment</i>	0.02%	0.02%	0.03%	0.04%	0.03%	0.04%
Health/GDP (%)	0.87%	0.90%	0.94%	0.88%	0.97%	1.19%
<i>Operation</i>	0.74%	0.74%	0.79%	0.77%	0.83%	0.98%
<i>Investment</i>	0.12%	0.16%	0.15%	0.11%	0.13%	0.21%
Of which AIDS control	0.01%	0.01%	0.02%	0.02%	0.03%	0.03%
<i>Operation</i>	0.01%	0.01%	0.02%	0.02%	0.02%	0.03%
<i>Investment</i>	0.00%	0.00%	0.00%	0.00%	0.00%	0.00%

Source: Ministry of Economy and Finance, Budget Presentation Report, 2007.

The above budget includes that of the Ministry in charge of AIDS Control.

2.10 HIV/AIDS

The pandemic persists and is becoming feminized

353. Côte d'Ivoire is one of the West African countries most affected by the AIDS pandemic with a HIV sero-prevalence of 4.7% (EIS-CI 2005). In addition, there is a growing feminization

of the pandemic: the rate is 6.4% for women compared to 2.9% for men. Sero-prevalence is estimated at 4.1% in rural areas as against 5.4% in urban areas. The economic poles of East-Central (5.8%), the South (5.5%) regions and the city of Abidjan (6.1%) are the most affected zones. According to the UNAIDS 2008 Report, 480,000 persons live with HIV and 420,000 orphans and children have become vulnerable as a result of the epidemic.

354. The causes of the spread of HIV are related to multiple sexual partnerships, early age of first sex, low level of knowledge on the part of the population and perception of the risk associated with HIV, persisting gender inequalities and certain cultural practices such as female genital mutilation, tattooing, piercing, levirate and sororate. The groups most exposed to HIV are young people who engage in sex for the first time between 15 and 17 years, adult women victims of sexual abuse and violence (30-34 years), sero-discordant couples and sex workers.

355. Studies show that HIV/tuberculosis co-infection varies from 42 to 49%. Since the advent of HIV infection, there has been a 10% progression of tuberculosis cases annually. Tuberculosis constitutes the main cause of death and opportunistic infection among persons living with HIV/AIDS, with 32% and 36% prevalence respectively.

356. There is an observable impact of HIV/AIDS on some key sectors, notably health, education, agriculture and defense. The impact on **the health sector** has been severe. As far back as 1997, already 40% of hospital beds in Abidjan were occupied by AIDS patients. Average period of hospital stay and bed occupancy rates involving AIDS patients are on the rise. **On the education front**, the number of HIV/AIDS-related deaths is high (7 teachers died on a weekly basis over the period 1996-1997), and the number of OVC unable to bear the cost of school enrolment has been growing. The number of children infected or affected by HIV/AIDS is estimated at nearly 524,000, including 450,000 orphans and 74,000 infected children. Nearly 90% of infected children are infected through their mothers during pregnancy, delivery or breast-feeding. **In the agricultural sector**, HIV/AIDS directly affects the workforce. HIV sero-prevalence in agro-industries is close to 17%. Furthermore, other studies have shown that the workforce in the agricultural sector fell by 5.6% in 2000 with a further projected decline of 11.4% in 2020. **Lastly, in the defense sector**, a study by the Military Providence Fund (*FPM*) published in 2000, shows that 150 to 200 soldiers die annually from HIV/AIDS.

357. In the face of the HIV/AIDS threat, the Government has been making significant efforts. An AIDS Control Ministry has been created and a National AIDS Control Council has been put in place to focus on the multi-sectoral aspect, the decentralization of the fight against AIDS and the strengthening of the national coordination efforts. A 2006-2010 National Strategic Plan (PSN) and a 2008-2009 National Action Plan defining the control interventions and actions have been formulated. Hence, all the nineteen (19) regions have an operational plan covering the period 2008-2009. Côte d'Ivoire is committed to the universal access to prevention, treatment, care and support. A document fixing the universal access targets has been drawn up and endorsed. In terms of behavior change, 22.2% of young people (931 out of 4,196) women and men aged 15 - 24 years have a precise knowledge of the virus, and 3% (men and women) know their HIV status (EIS-CI 2005). The number of VTCs in place was 147 in 2006, the number of persons undergoing ARV treatment increased from 2,473 persons in 2003 to 17,404 in November 2005 reaching 49,190 persons at the end of the first half of 2007 (PNPEC), the number of OVC benefiting from at least one (medical, education, health, legal, nutrition etc...) service was 37,250 out of the 120,000 identified in 2007. In the case of Prevention of Mother-to-Child Transmission

(PMTCT), 147 out of the projected 716 sites provide services, 17.2% of infected pregnant women received ARVs in the first half of 2007.

358. Despite efforts by the Government supported by the civil society and partners, inadequacies persist in the response. Services on offer are inadequate (VCT, PMTCT, ARV, palliative and nutritional care) with a countrywide coverage falling short of projected levels, a concentration of services in urban areas and in the south of the country, absence of services in the rural areas and the northern part of the country. The number of patients on ARVs is still low, particularly among children. In addition, other aspects of care and support are not adequately developed. They include notably palliative care, nutritional care and socio-economic support. Furthermore, the lack of strategic information constitutes a deficit that hampers better informed planning and proper management of interventions and technical and financial resources. Thus, there has been a noted lack of detailed analysis of the impact of HIV/AIDS on key socio-economic sectors over the long term. The AIDS control program is poorly coordinated and its integration into the sectors is not yet effective.

2.11 Gender

Gender inequalities still persist

359. Gender inequalities persist at several levels: access to basic social services (education, health), employment, resources and production factors, notably land and credit, decision-making and involvement in public and political life. **In the area of education**, the proportion of girls who enrolled in 2006 for first year of the primary cycle (44%) was significantly below that of boys (56%). Furthermore, the gross rate of enrolment of girls in primary education (60.2%) was low compared to that of boys (65.5%). These trends have been confirmed by the parity index, which was 88 girls to 100 boys in primary education and 77 girls to 100 boys in secondary education in 2006. In 2008, the net rate of enrolment of girls in the primary school is 53.07%, compared to 58.84% for boys. At the secondary level, these rates are 22.56% and 30.34% respectively.

360. **In the area of employment**, women are less present in the modern labor market. Indeed, in 2005 only 12.71% of modern jobs were occupied by women. **At the level of participation in political life and decision-making**, the proportion of women is still low; since the last elections, only 19 seats in Parliament are occupied by women out of 223, representing 8.5%, only 9 women out of 197 are Mayors, representing 4.6% and only one woman is President of a General Council out of 58 Presidents of General and District Councils. The Government of March 2007 has only 4 women ministers out of the 33, representing 12.12% of the total number of ministers.

361. In addition, abuse of women is widespread and constitutes an issue of concern due to its physical, psychological, social and economic consequences. More than one out of ten (10) women has been a victim of at least one of the known forms of abuse. Some forms of gender-based abuse such as sexual and physical abuse have increased with the crisis. The practice of female genital mutilation concerns about 36% of women aged 15 - 49 years (MICS 2006), with serious consequences on health in terms of bleeding, infections, notably tetanus and HIV/AIDS, dystocia and vesico-vaginal fistula (VVF). The most affected regions are the North (88%), the North-West (88%) and the West (73%).

362. Gender-related inequalities are explained by socio-cultural factors, stereotyped and degrading social relations and the low recourse to the human rights approach to address the

practical and strategic needs of women and men. Persisting gender-related inequalities are also due to inadequate popularization and enforcement of regulations and laws on gender and equality. Indeed, despite the existence of legal protection frameworks, 35% of married women are in polygamous marriages, a significant proportion of girls are still forced into marriages, and nearly half of women still undergo female genital mutilation.

363. In the light of the foregoing, the promotion of gender equality is still confronted with persistent social, economic and political inequalities between men and women.

2.11 Social Protection

A limited provision

364. Côte d'Ivoire has ratified several international commitments based on fundamental human rights principles relating to social protection. These commitments were reflected in the amendment of the 2000 Constitution. The relevant collective provisions aim at protecting the citizenry from social risks and reducing their vulnerability, while redistributing national wealth based on equity and respect for human rights. In Côte d'Ivoire, the most vulnerable population groups most exposed to social risks are disabled persons, the elderly, children, young people and the poor.

365. **Concerning disabled persons**, the 1998 General Population and Housing Census established the proportion at 0.55%, with 0.29% for disabled persons, 0.21% for the deaf and dumb, 0.20% for the blind and 0.16% for other types of disabilities (leprosy, mental disability, etc.). Disaggregation by age shows that 0.4 % of children aged 0-5 years are disabled compared to 2.7 % of senior citizens. With regard to spatial distribution, the rural areas have the greatest number of disabled persons.

366. The national response to social concerns in the formal institutional environment in 2006 was based on over seven hundred (700) structures, employing 1,438 social workers and 410 continuing education teachers.

367. In theory, the national law eschews the social discrimination of this population group. However, disabled persons are confronted with barriers that hamper their access to income-generating activities. Indeed, no special provision is made in certain professional competitive examinations, where physical testing is compulsory. Also, the absence of social amenities to facilitate the movement of disabled persons does not promote their integration. Much remains to be done, in spite of efforts made, notably the recruitment of 300 disabled persons into the public service in 2008.

368. With regard to monitoring-evaluation, actions have been taken since 2003 aimed at establishing a social map as a tool for planning all the components of the system. A study on the programming of infrastructural and capital needs is ongoing in nine (9) pilot regions in Centre, North and West zones of Côte d'Ivoire.

369. **With regard to the elderly** (60 years and over), their number has increased from 379,234 in 1988 to 770,896 in 2007. This trend poses health, nutritional, economic and social difficulties that the Government and family units must address. Nevertheless, this age group accounts for only 3.51% of the total population in 1988, and 3.81% in 2008.

370. There is no mutual aid and supervisory structure for providing care to the elderly. They are essentially cared for by families without adequate level of awareness, do not have any special system of assistance and consider it to be an “unnecessary burden.” Their poor social coverage makes it impossible to extend their life expectancy.

371. **At the level of children**, the phenomenon of street children is an issue of major concern. This scourge that has resulted from a breakdown in the family fabric is essentially located in urban areas. The category of children concerned comprises disabled persons, orphans, sex workers, school dropouts or out-of-school children, young mobile workers and beggars.

372. Reasons for the vagabondage of these children partly relate to the precarious living conditions in the households they come from. These households are quite often poor and characterized by low incomes, over-crowding of the living environment, and inter-parental conflicts.

373. These children who are disconnected from the basic family unit are exposed to poor weather conditions, deprivation, destitution, diseases, sexual abuse, prostitution and violence.

374. Despite this situation, issues related to the social development of children are at the center of the Government’s actions. Appropriate strategic mechanisms have been deployed for their general protection and that of teenagers, against all forms of abuse. Thus, in the area of the fight against child slavery and trafficking, the Ivorian Government signed in July 2005 a multilateral cooperation agreement in West Africa aimed at combining efforts to curb the scourge. At country level, a national anti-slavery and child labor action plan was passed and Conventions 138 and 182 of the International Labor Organization on the minimum age for employment and prohibition of all forms of child labor were ratified in 2003.

375. To date, actions aimed at addressing the problem have stemmed from a number of voluntary/charitable initiatives aimed at providing care for these children and facilitating their return to their families of origin.

376. The crisis of September 2002 generated a new type of person in a situation of vulnerability. They include internally-displaced persons (IDPs) and war victims including mutilated persons, victims of physical and sexual abuse, orphans and socially-disadvantaged. During the crisis, the weak national system of emergency prevention did not permit a speedy care and support for such persons.

377. According to the Household Living Standard Survey (HLSS), 7% of the total population in 2008 was displaced during the war, and 2.9% are still being displaced despite the current calm. Although they have found host families, their situation is still fraught with uneasiness. Currently, 45.5% of the population is suffering from psychological disorders, 15% of which are sleep disorders, and 20.5% anxiety and stress disorders. Their care and support was made possible through voluntary work, and 99.7% of the victims did not benefit from any psychological consultation (HLSS 2008).

378. The collective and compulsory measures taken by the Government are being implemented by the Civil Servants’ Pension Fund (*CGRAE*) and the National Civil Servants Mutual Benefit Fund (*MUGEFCI*) for public sector workers, the National Social Providence Fund (*CNPS*) for the private sector, the Military Providence Fund (*FPM*) and the National Police Providence Fund and the (*FPPN*) for the military and security forces, and private insurance companies open to the general citizenry.

379. These organizations provide the beneficiaries with a range of services from the preparation of workers' retirement to the partial coverage of health care. Services provided cover public and private formal sector workers who represent only 10% of the labor force.

380. A marginal segment of the population has social risk coverage with private insurance companies. The private insurance sector is governed by major companies that are subsidiaries of large international foreign groups. The sector generates sizeable resources and capital. Several small intermediation structures are set up around large private groups. The services provided by private insurance companies include real estate investment.

381. The Government has made it mandatory for all employers to provide professional risk coverage to workers and their families. In practice, this regulatory arrangement backed by the labor code is not enforced, as a result of which many workers are bereft of any rights or cover.

382. The agricultural sector does not have any social protection despite the existence of numerous autonomous organizations managing the sector.

383. To remedy this shortcoming, the organic laws on Universal Health Insurance (AMU) were passed by Parliament on 9 October 2001. However, so far, the project has not really entered the operationalization phase.

384. With regard to risk and disaster prevention, the Government has embarked on major initiatives marked by the adoption of legal frameworks and the establishment of the National Civil Protection Authority (*ONPC*) and the Military Fire Brigades. On the whole five Fire Brigades have been constructed, with three in Abidjan, one in Yamoussoukro and one in Bouaké. That of Bouaké, located in the CNW zone, is not functioning; the others are ageing and lack staff. Furthermore, the safety standards for the installations, notably fire hydrants and pedestrian walkways are not respected and the public is not familiar with basic first aid measures.

2.13 Sports and Leisure Activities

Poorly developed sectors

385. Today, physical and sport activities constitute a factor of well being and social cohesion. However, sport is not adequately developed. In fact the practice of physical activities and sports are practiced in an unorganized unstructured environment; the facilities are inadequate, unsuitable and dilapidated. Little space is provided for sports at school, in particular.

386. In view of the financial challenges, the sports sector is generally disorganized, which limits its professionalization. However, there are private training centers for identifying young talents.

387. In terms of infrastructure, there are two major football stadiums, namely the ‘Felix Houphouët Boigny’ Stadium and the Bouaké stadium. Also, many medium-sized sport complexes located in the major urban centers, mainly Abidjan, have been provided by the Government and private initiatives. Apart from the large complexes, management and maintenance are ensured by decentralized entities that are facing financial difficulties. The sporting activities are supervised by professionals trained by the National Institute of Youth and Sport (*INJS*), former sports professionals and volunteers.

388. The dominant sport is football, which attracts most people because the practice is less constraining. It is followed by jogging. The lack of facilities compels the adepts of jogging to use the sidewalks very often causing many road accidents.

389. Practiced by a limited proportion of the population as a result of lack of resources, leisure activities do not have promotional frameworks. Human resources specific to the supervision of the sector are inadequate, obsolete and unsuitable in a socio-political context unfavorable for leisure promotion.

2.14 Environment

A sector constantly deteriorating

390. A healthy environment is vital for the survival of man. Environmental matrices (water, air and land) and the forest, the constituents of bio-diversity, the quality of soils and climate changes are elements whose optimal management is indispensable for ensuring some form of quality of life for the population.

391. **Of the original forest**, the area of dense forest, which was 12 million ha in 1960, had dwindled to 2.802 million ha by 2007, representing a loss of over 75% of the forest in less than half a century. In 2007, there were 0.672 million ha of classified forests, 1.728 million ha of national parks and reserves and 0.400 million ha of the rural lands estimated at 7.117 million ha. This remaining forest does not include sacred forests in rural areas.

392. In 2007, Côte d'Ivoire had 382 logging areas covering a total of 14,096,471 ha; developed by more than a hundred wood industries represented by 139 authorized processing units. Timber production increased from 1,669,998 m³ in 2004 to 1,576,362 m³ in 2005 and that of fuel wood from 35,100 tons to 29,780 tons over the same period. The volume of timber processed in 2007 was 1,506,984 m³. This sector of activity regularly employs nearly 40,000 people and covers nearly 70% of household energy needs. In 2008, 77.5% of households used charcoal or fuel wood as source of energy for cooking.

393. The advanced degradation of the forests has resulted from a combination of several factors namely extensive agriculture based on shift cultivation and burning, a mining approach to forestry, cutting of wood for cooking, demographic pressure, clandestine infiltration into classified forests and national parks and reserves, hunting, livestock rearing and frequent bush fires. Degradation resulting from farming activities affects about 40 - 50% of the forest area. This pressure on land has negative impacts not only on the rural lands but also on classified forests.

394. Faced with these challenges, emergency measures stemming from the Forestry Master Plan were introduced to re-organize the forestry management structures by strengthening the status of SODEFOR, creating the Ivorian Office of Parks and Reserves (*OIPR*), the creation of a Foundation for funding parks and reserves, the ongoing creation of a national rural forestry development agency (ANDEFOR).

395. The last exhaustive inventory of land and aquatic biological diversity indicates the presence of 16,034 plant and animal species, including 712 bird species and 163 mammals.

396. The erosion of biological diversity is ongoing, threatening activities that depend on it. Thus, poaching is the main cause of the decrease in large wildlife stocks, particularly chimpanzees, elephants, buffalos and hippopotamuses. This phenomenon is compounded by

strong synergetic traditions of certain communities living close to national parks such as that of Comoé and Marahoué. The degradation of the biodiversity is also related to (i) excessive harvesting of timber, fishery resources, various gathering products, and (ii) use of hazardous products for fishing.

397. **In the area of water resources**, Côte d'Ivoire has four major rivers, namely Sassandra, Bandama, Comoé and Cavally. It also has vast lagoon water bodies, several groundwater sources, 11 watersheds and shares 2 water basins with neighboring countries.

398. Furthermore, aware of the need to put in place a coherent legal and regulatory framework codifying the harnessing of water resources throughout the country, the Government created a high commission for water resources in January 1996. Following the 1999 military takeover, the high commission was dissolved, without the implementing decrees of the code being passed.

399. The Abidjan water table that ensures an annual production of about 150 million m³, representing 70% of the water supply to the country's subscribers, will reach its limits by 2012. Traces of pollution and a lowering of the water table have already been observed. Major threats to the quality and productivity of water are to be expected with the closing of the mouth of River Bia at Assinie, River Comoé at Grand Bassam and River Bandama at Grand Lahou, the development of invading aquatic plants, the proliferation of algae and extraction of sand from the lagoon, the silting of hydroelectric dams and the use of toxic products for fishing.

400. **With regard to air**, the industries in Abidjan emit on a daily basis 70 tons of sulphur dioxide (SO₂), 21 tons of nitrogen oxide (NO_x) and 12 tons of toxic dust. Traffic accounts for daily emissions of 6 tons of SO₂, 22 tons of NO_x and 15 tons of toxic dusts.

401. Environmental problems have considerable outcome on the morbidity of the population, through the growth of infectious, parasitic, respiratory and endemic diseases such as malaria, cholera and typhoid fever. Acute respiratory infections (ARIs) have been growing at an average annual rate of 5.8% over the past five years. Moreover, the practice of biotechnology has negative outcomes on the environment as well as on human and animal health.

Invading and untreated household refuse

402. Since the outbreak of the crisis in September 2002, migratory flows from upcountry towns to the city of Abidjan have doubled the population of this city, which increased from 3 millions to nearly 6 million inhabitants.

403. This breathtaking increase in the population of Abidjan has an impact on the sectors of activity, notably the household refuse sector. Indeed, daily production of household refuse has increased from about 2500 tons in 2002 to about 3,500 tons today. The effects of this increase in the rate of refuse production are many.

404. Indeed, the current collection rate is estimated at 46.1% as against 90%, representing the recommended standard. This difference between the rate of collection of refuse and the frequency with which households produce them is considerable. This difference, which cannot be totally absorbed by the refuse collection companies, concerns the city and is increasing at an exponential rate.

405. To that is added the low technical and operational capacity of the relevant enterprises, which do not have adequate technical materials to increase their output and optimize their results.

The materials they use are either dilapidated or unsuitable for the collection and transportation of household refuse to the public dump.

406. Moreover, all the infrastructural facilities intended for receiving and managing household refuse have become obsolete. The household refuse bins, roadside garbage cans and transfer centers are inadequate.

407. In addition, the lack of public spiritedness of the population and the anarchic occupation of public spaces for commercial purposes are the causes of insalubrity. Indeed, the population is increasingly adopting a negative attitude towards the environment by throwing all over the place all kinds of refuse. Similarly, the residues of activities of traders seriously dirty the living environment of the population.

408. To sum up, insalubrity notably in Abidjan is related to: (i) the migratory flows of the population fleeing the war to the district of Abidjan, (ii) the increase in the rate of production of household refuse as compared to the collection rate, (iii) the low technical and operational capacity of the operators, (iv) the obsolete infrastructure, (v) the lack of public-spiritedness on the part of the population and (vi) the illegal and anarchic occupation of public places for commercial purposes.

409. This degradation of salubrity has consequences at the health, environmental, economic and tourist levels.

410. At the health level, the presence of refuse near residences is a source of contracting diseases, notably diseases associated with insalubrity. This phenomenon is accentuated by the presence of harmful agents like mosquitoes, flies, rats, bacteria, vectors of diseases like malaria, typhoid fever, cholera, respiratory diseases. Air pollution by carbon monoxide from vehicles is also harmful to health.

411. At the environmental level, there has been a degradation of natural resources like water, soil and air. Rivers and seas are used as refuse dumps. Excessive quantities of wastewaters, fertilizer and other toxic chemical products destroy marine and aquatic forms of life. Any surface pollution is likely to migrate to the ground and soil groundwater. That is why human activity above the “reservoir” of some mineral water sources is closely monitored. The insalubrity is also caused by the degradation of the living environment and toxic gas emissions due to the decomposition of dangerous biomedical and industrial waste.

412. At the economic level, insalubrity affects the output of commercial activities, notably through the decline of quality of foodstuffs and the output of tourist activities.

413. The treatment (recycling, development) is confronted with a problem of site localization in Abidjan. The re-localization of the existing site comes up against the local residents who dread pollution from this type of activity.

414. Côte d’Ivoire is prone to many health threats from water, soil and air pollution. The deplorable health safety conditions of foodstuffs: chemical, physical or biological attacks, chemical contamination of soils, untimely use of pesticides, inadequate supply of potable water, ignorance of the standards at the national level are quasi-permanent health threats with the boom of institutional food services. The new health threats are extended in some cases to widely consumed imported foods. In sum, the population lives in a degraded, unhealthy and polluted environment.

2.15 Habitat and Living Environment

A housing crisis accentuated with the crisis

415. The living environment is seriously affected by the phenomenon of urbanization. The urban structure currently comprises 127 towns, 8 of which have a population of more than 100,000 inhabitants. The city of Abidjan alone accounts for more than 44 % of the urban labor force. This urbanization is growing rapidly, at rates of over 15% in 1960 to 48% in 2007. This phenomenon may be explained by rural-urban drift and immigration from neighboring countries.

416. The high urban growth has increased housing needs considerably. Indeed, over 70% of households did not have access to decent housing in 2002. To make up for the deficit, the Government created real estate promotion companies such as SICOI, SOGEFIHA, and GFCI. They helped to provide over 120,000 housing units both in Abidjan and some localities upcountry. With the disengagement of the Government, private sector actions resulted in the implementation of 118 programs for 21,328 housing units between 1988 and 1999 with the setting up of new real estate financing mechanisms. Similarly, from 2001 to 2005, 17 programs helped provide 4,059 housing units. With the support of the World Bank, the Housing Mobilization Account was used to promote social housing in urban areas with the construction of 25,830 housing units between 1988 and 2003. In the rural areas, this promotion was undertaken by the Housing Support Fund (FSH), created in 1984 and which has financed a total of 3,081 social housing units.

417. The implementation of the urban planning program provided 173 localities with town planning master plans from 1977 to 1999. In view of the rapid spatial and population expansion of some localities, the lack of revised master plans has fostered uncontrolled urbanization resulting in the proliferation of undeveloped and makeshift dwellings.

418. Basic social investment and offer of housing cannot meet the dynamic trend of urbanization. Despite the efforts deployed by the State and the private sector to absorb the shortage of accommodation, the demand for housing is still higher than the offer, with an accumulated gap of more than 600,000 housing units in 2000. Even where there are houses, the conditions of access are highly constraining because of the high cost of their acquisition and prohibitive rents.

419. The lack of adequate facilities in the house is also an issue of major concern in the improvement of the living environment. In 2008, 35.8% of the population has no access to latrines. There has been an increase in the phenomenon of slums in the major towns. In Abidjan, there are more than 72 slums with a total population of at least 600,000 inhabitants according to BNETD. Big towns like Bouaké, San Pedro and Man are also affected by this phenomenon.

420. The scarcity of developed lands and insufficient funding are all factors that aggravate the shortage of housing. To that are added the lack of harmonization in the construction of buildings, the complexity and ignorance of the procedure for obtaining the building permit. In addition, the anarchic occupation of public spaces (streets, play grounds, parks and gardens), the degradation of Various Roads and Sanitation Systems (VRD) and irregular collection of household refuse greatly contribute to the deterioration of the living environment.

421. In plain language, the majority of the population does not enjoy decent habitat and living environment.

2.16 Sanitation

Inadequate environmental hygiene

422. Sanitation concerns diverse areas such as evacuation of wastewater and runoff, evacuation of solid wastes and excreta and the treatment of all these elements. Despite its significance for health, sanitation is not developed in Côte d'Ivoire. Very few towns have sanitation master plans, much less sanitation systems.

423. The environment of most Ivorian urban and rural localities is highly degraded under the combined effects of the economic crisis and the war raging in the country resulting in population displacement. The waste water and rainwater sanitation has always been relegated to the background in national investment programs.

424. To date, the levels of capital investment made have resulted from strategic actions. Under the sector development plans, only 7 cities have a sanitation master plan each. They are Abidjan, Bouaké, Yamoussoukro, Daoukro, Daloa, Gagnoa and San-Pédro. However, the bulk of the investments has hitherto been devoted to the city of Abidjan alone, which to date has over 2,000 km of public network, which is still insufficient.

425. Barely 40% of urban households have access to an appropriate sanitation system. This is all the more worrying as the rate of urban sanitation has been declining over time with the development of towns where human settlement precedes the provision of infrastructure. Consequently, some diseases caused by poor sanitation are re-emerging.

426. Since 1996, Abidjan, the city with the largest sanitation network (over 2,000 km and 51 sewage backflow and lift stations), has not witnessed any investment in the sector and most of the infrastructural facilities put in place have deteriorated. Furthermore, the lagoon outfalls of most of the wastewater networks could contaminate the groundwater through infiltration. In Abidjan, annual industrial and households effluents of 4.4 million m³ enter the Ebrié Lagoon. Consequently, the partial development of storm basins causes serious frequent flooding in communes such as Yopougon and Abobo.

427. In the rural areas, the volume of water supplied and consumed generates virtually an equal quantity of wastewater that is currently released into the environment in raw state. This has resulted in rural sanitation becoming a neglected and marginalized in the various water supply programs. Risks of fecal peril are high as a result of this imbalance. In Côte d'Ivoire, less than 35% of rural households, including 9% with adequate system have access to sanitation facilities.

428. In plain language, the majority of the population does not enjoy adequate environmental hygiene.

2.17 Potable water

A situation of concern in the very short-term

429. Côte d'Ivoire has an efficient national hydrometric network for the quantitative assessment of surface water. The total volume of water that can be harnessed annually is 77 billion m³, 39 billion m³ which is surface water and an estimated 38 billion m³ of underground water. However, underground water reserves are difficult to evaluate and the sedimentary basin resources (Abidjan groundwater) are threatened in the long-term by urbanization and pollution.

430. Potable water is supplied to the communities through three technologies, namely (i) urban water supply system (UWS) to localities of over 4,000 inhabitants and all the sub-prefectures, (ii) improved village water supply system or (IVWS) for medium size localities of 2,000 - 4,000 inhabitants, and (iii) village water supply system (VWS) for localities with 400 to 2,000 inhabitants.

431. In 1973, the National Human Water Supply Program was launched and in 2008, 725 localities out of eligible 1,194 were equipped enabling 576,552 urban subscribers to be supplied with potable water (UWS). The rate of penetration is 61% in urban areas, 76% for VWS and 13% for IVWS.

432. With regard to VWS, 1,500 modern boreholes and 19,689 water points were provided out of a total requirement of 21,661 water points. However, 5,856 water points were abandoned despite the new unmet needs of 7,828 water points. For the IVWS, 199 out of a total of 1,515 eligible villages were equipped in 2008.

433. Despite these penetration rates, the population is inadequately supplied with potable water. This may be attributed to four main causes. The first cause is in terms of accessibility and is reflected by lack of continuous water supply in the major towns, mainly Abidjan, Bouaké, Korhogo, Daloa, Abengourou and Odienné. The second relates to water resources and is expressed by the lack of studies on securing potable water supply to the population of Côte d'Ivoire. The third concerns the management and is perceptible through the weakness of the mechanism for maintaining potable water supply equipment in rural areas. Finally, the fourth cause related to the inter-relationship characterized by the lack of concerted actions, notably with the energy, urbanization, mining and pollution sectors.

434. If the restoration and maintenance of continuous water supply is not ensured, the consequences will be tragic at four (4) main levels.

435. In terms of the level of potable water service, more than 77% of the urban population and more than 50% of people living in rural areas will suffer from serious disruptions in the supply of potable water, which could even result in water shortage. This situation would concern nearly 13.6 million people in Côte d'Ivoire in 2009, including 8.2 million in urban areas and 5.4 millions in rural areas.

436. Concerning water-borne diseases, the return to traditional unprotected sources (wells, marshes, ponds, etc.) would result in a disastrous situation through fresh outbreak of deadly water-borne diseases, notably diarrhea, cholera, onchocerciasis, bilharziasis, guinea worm, Buruli ulcer, etc.

437. At the social level, this situation leads to a prediction of many social unrests, strikes and acts of hooliganism on potable water supply facilities such as the burning of SODECI offices in Yopougon in 2006, the disruption of traffic on the motorway to the North by women of GESCO in 2007, the dead-city operation in Bouaké and Korhogo in 2005, etc.

438. At the educational level, there would be a decline in enrolment rate especially of young girls due to the increase in water collection chore ensured by women, girls and children and the drop in agricultural productivity and, consequently, economic growth.

439. Moreover, if the water resources intended for the supply of potable water are not controlled and protected, there will be four consequences. They include difficulties for planning water supply programs and for adequate design of structures for mobilizing water and managing

natural disasters (floods, droughts). Another consequence will be the deterioration of the quality of water resources (pollution, protection zones, aquatic plants, toxic waste) and non-replenishment of the table.

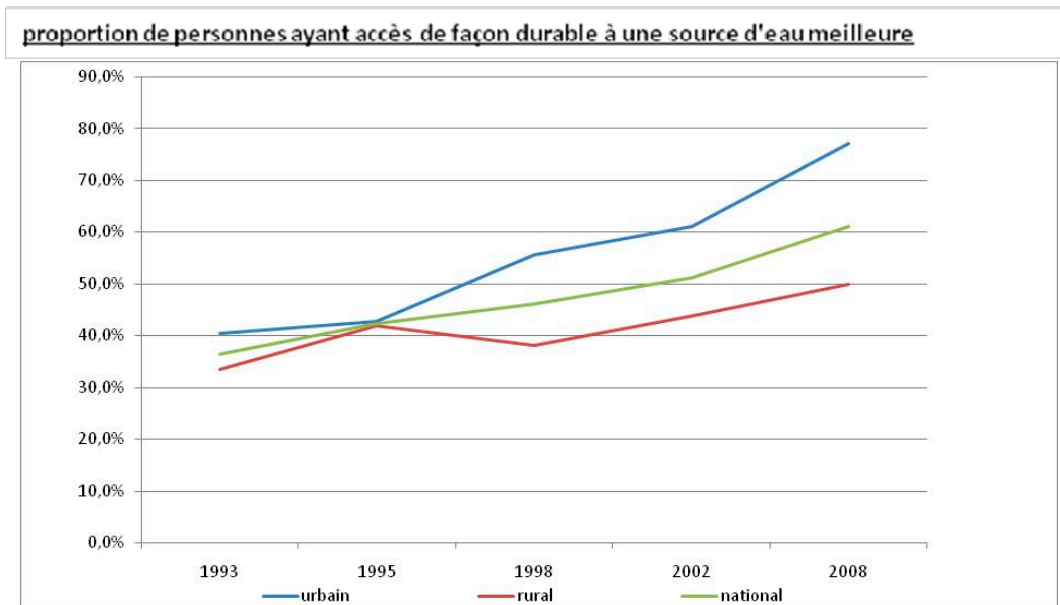
440. Similarly, if the potable water equipment is not maintained in an efficient and sustainable manner, the functioning of the system will be interrupted resulting in the inaccessibility of the population to water and fresh outbreak of water-borne diseases.

441. The lack of synergy of actions between the human hydraulics sector and other sectors, notably energy, town planning, mining and environment, will lead to the pollution of the water table and surface waters, adding extra costs to the production and treatment of raw water and the slow down of the recharging. The lack of synergy will also cause the destruction of the catchment area and hydrometric observation as well as negative actions on the planning of human hydraulic infrastructure.

442. In the end, an important section of population, notably in rural areas, has no access to potable water. This, despite the high potential in water resources and the different programs supported, notably by the UE and the World Bank, which have increased the proportion of household having access to potable water from 46% in 1998 to 51.2% in 2002 and then to 61% in 2008 at the national level, or an increase of more than 10 points over the period.

443. By 2012, if adequate measures are not taken, the sector will be confronted with a critical situation of potable water supply, due to the increasing urbanization and various pollutions as well as shortages and hydric stress, notably in the big cities. This situation poses a threat mainly to the city of Abidjan, which constitutes 70% of the national consumption and which ensures the financial and social equilibrium of the sector through the policy of equalization.

Graph 6: Proportion of people having sustainable access to a source of clean water



Source: ENV 2008

2.18 Electricity and Energy Services

A limiting factor for the country's development

444. **Electricity** ensures the well-being of the population and constitutes a key asset for competitiveness and development of Côte d'Ivoire. Indeed, the country has managed to take advantage of watercourses for production of electric power, which is ensured by six hydro-electric power stations (Ayamé 1, Ayamé 2, Kossou, Taabo, Buyo and Fayé) and three thermal power stations (Vridi 1, CIPREL and AZITO).

445. **The production capacity is based** on a total installed power of 1,200 MW, including 600 MW for the hydraulic power stations and 600 MW for the thermal stations. In 2007, the total energy production was 5,513 GWh, of which 1,796.7 GWh or 32.6% is of hydraulic origin and 3,716.5 GWh or 67.4% is of thermal origin. The power grid has 4,402 Km of high voltage electric lines made up of 1,885.5 Km of 225 KV and 2,516.5 Km of 90 KV lines. Distribution is done through 18,304 Km of 15/33 KV and 15,162 Km of 220/380V low voltage.

446. In 2007, the national gross power consumption needs of 4,738.2 GWh were relatively covered. However, Côte d'Ivoire could face energy deficit starting from 2009 if nothing is done to increase its production capacity. Indeed, the peak should be 780 MW in 2009, while the power available is 810 MW. For the moment and since 1994, the surplus of electricity production is exported thanks to an inter-connection of the national grid with those of countries in the sub-region, namely: Benin, Burkina Faso, Ghana, Mali and Togo. Hence, the energy exported in 2007 was around 772.49 GWh.

447. On the fringes of electricity supply by hydro-electric and thermal power stations are developing, timidly and contrary to the dynamic drive observed at the sub-regional level, New and Renewable Energies like solar, biomass, wind and hydraulic energies. A National Solar Committee was created in 2000 and could not effectively start its activities until the beginning of 2005. However, domestic and public lighting, pastoral and village water supply projects were implemented thanks to support from the Institute of Research on Renewable Energies in certain rural localities in partnership with the WEF, WINROCK, NGOs and the population of these localities.

448. **In the area of access to energy services**, the assessment indicates that biomass represents nearly 70% of the sources for meeting the country's energy needs. It is therefore necessary to increase the offer and access to modern energies.

449. The penetration rate of electricity (number of localities electrified in relation to the total number of localities in Côte d'Ivoire) is currently 31%. The population living in an electrified locality represents 71% of the total population, i.e. if the entire population had the opportunity of being connected, the rate of access to electricity would be very high. Yet, this rate is very low in rural areas and in peri-urban areas where a considerable section of the population takes to under-subscription of electricity with all sorts of risks. The number of households with subscription to electricity in relation to the total number of households is less than 20%. Similarly, basic social services like health, education or human hydraulic services have no access to electricity in electrified localities.

450. Furthermore, in rural and peri-urban areas, the very low rate of access to modern energy services have considerable influence on the quality of life of households, especially women,

subjected in a disproportionate manner to all the dimensions of poverty, particularly in terms of health (the difficulty of firewood and water collection chores).

451. The electricity sector is currently experiencing a real financial disequilibrium, because of the high exploitation and investment costs, on the one hand and, on the other hand inadequate revenues. Indeed, fuel prices have nearly doubled due to the trend of *West Texas Intermediate* (WTI), which is a parameter for adjusting the price of natural gas sold to the electric sector in Côte d'Ivoire. At the same time, electricity rates were not adjusted between 2001 and 2008.

452. To ensure continuous supply of electric power in Côte d'Ivoire and maintain its position as leader on the electricity market in the sub-region, the Government has started implementing a project on acquisition on modern production equipment by signing new agreements with independent producers: CIPREL 3 (110 MW), EEI (120 MW) and LUSHAN (120 MW).

453. The production, transportation and distribution facilities are seriously degraded and need to be rehabilitated to ensure good quality service.

454. In sum, in many regions and residential areas, a considerable section of the population has no access to electricity because of its high cost and lack of an efficient national policy on total access to electricity, which limits the exploitation of development opportunities.

2.19 Hydrocarbons

Handicaps to be overcome

455. **The management of hydrocarbons** is ensured by semi-public companies, including PETROCI which is in charge of oil development, SIR which ensures regular supply of the market with quality while (oil) products and GESTOCI entrusted with the mission of constituting and managing the stock of tools and security for some distributors.

456. Since 2000, under contracts on sharing of production, works on exploration and production of hydrocarbons are being pursued on 19 out of the 28 blocks, mainly offshore discovered in the Ivorian sedimentary basin. Hence, the production of crude oil and natural gas has been on constant increase since 2001. They increased respectively from 2.35 million barrels and 48.2 billion cubic feet in 2001 to 14.6 million barrels and 61.4 billion cubic feet in 2005.

457. Technical problems occurring on the Baobab Field have resulted in a relative decline in production since 2006. Production fell from 22.43 million barrels and 56.36 billion cubic feet in 2006 to 17.65 million barrels and 49.27 billion cubic feet in 2007. The average daily production in 2007 was 48,370 barrels for oil and 134,980 million cubic feet for natural gas.

458. Although efforts have been made to increase production and marketing channels of oil products, difficulties persist. Indeed, inadequate funding for the exploration and construction of oil infrastructure and exhaustion of natural gas reserves contribute to reduce capacities for production of hydrocarbons. In addition, the absence of a regulatory framework of petroleum products transportation activities, the frauds registered in the distribution of these products and the low storage capacities of butane gas also result in disruptions at the level of petroleum products.

459. It should be noted that national oil consumption is on the decline (1,067,738 m³ in 2000 as against 912,762 m³ in 2007) unlike that of domestic gas, which is on the increase (60,410,000 tons in 2000, 102,040 000 tons in 2007).

460. Access of the population to petroleum products and butane gas is limited by (i) the high cost of these products, (ii) the irregular supply of the market, particularly with gas, and (iii) inadequate production of hydrocarbons. This situation compels the population to often resort to biomass as source of energy, which constitutes a threat for protection of the environment and the equilibrium of the biodiversity.

2.20 Mining

Under-exploited potential

461. **The management of the mining heritage** is ensured by the Department of Mining and Geology (DGMG) of the Ministry of Mines and Energy. SODEMI, a semi-public company and main national company of the mining sector, plays a leading role in the promotion of the mining potential of Côte d'Ivoire. In the recent past, mining exploration was focused on gold. But, attention is also turning to iron, nickel, manganese, bauxite, etc.

462. Three companies have been involved in gold mining from 1991: the *Société des Mines d'Ity* (SMI) at Zouan-Hounien, since 1991, the *Société des Mines de l'Aféma* (SOMIAF) at Aboisso, from 1994 to 1998 and the *Compagnie Minière d'Afrique* (CMA) at Angovia, from 1998 to 2004. In 2006, 1,452 kg of raw gold was mined compared with 3,576 kg in 2002. This shortfall stemmed from the cessation of activities in the Angovia mine in 2004. In recent years, SODEMI has embarked on the production of columbotantalite at Issia (production halted since 2003) and falun at Jacquenville. It is also engaged in a pilot manganese mining scheme at Grand-Lahou with annual average production of 100,000 tons for reserves estimated at over 3,000,000 tons. Average annual aggregated production varies from 500,000 to 600,000 tons. Besides, these industrial operations, cooperative groupings (GVC) and authorized individuals have been undertaking artisanal and semi-artisanal gold mining operations in the various regions of the country and diamond in Séguéla and Tortiya.

463. The mining sector can rely on its potentialities estimated at over 3,000 million tons of iron, 390 million tons of nickel, 1,200 million tons of bauxite, 3 million tons of manganese and 100,000 carats of diamond. A vast paleoproterozoic area (Birimian) with over 100,000 km² of volcano-plutonic and sedimentary sulcus (the largest in West Africa) with high gold potential has boosted these assets, just as the impending opening of the Monts Yaouré (Angovia), Iré and Tongon mines. The availability of skilled labor is another boost to the sector.

464. In total, the mining sector is facing three major difficulties: (i) low production of geological map data that serves as reference documents for the sector; (ii) low level of foreign investments in the development of new findings due to the lack adequate access infrastructure; (iii) lack of public and private national investment stemming from lack of a mining tradition.

2.21 Infrastructure and transport

Disaster Infrastructure

465. **The transport sector** has a structuring effect on other sectors of activity and may greatly promote the well-being of the population. Indeed, the development of transport infrastructure and services is vital to boosting the competitiveness of the national economy, private investments, opening up of rural areas and integration into the regional and international economy.

466. The development of the sector also fosters the mobility and access of the population to basic social services and existing or potential resources, as well as the evacuation of production to consumption areas. This enables the population to actively participate in economic development.

467. The Ivorian transport sector comprises four (4) sub-sectors, namely road transport, rail transport, maritime and river-lagoon transport and air transport.

468. **Concerning road transport**, there is the road infrastructure sub-sector as well as the inter-urban, urban road transport services and the specific case of road safety.

469. **At the level of road infrastructure**, the brief inspection campaign conducted on the entire national road network in 2000 helped to assess the extent and state of Côte d'Ivoire's road heritage. This heritage, which covered 25,500 km of roads, including 700 km of tarred roads, in 1961, increased to 82,000 km of inter-city highways, including 6,514 km of tarred roads and 142 km motorway from Abidjan to Singrobo; an urban road network estimated at about 4,000 km of tarred roads over the entire national territory, 20 ferries and about 4,600 engineering structures comprising 327 bridges.

470. Concerning the state of the roads, the observation shows 15,000 km of impracticable earth roads, representing about 18% of the entire Ivorian road network; 20,000 km highly degraded roads, representing about 24.5%; the average speed observed on these roads is relatively limited to not more than 35 km/h for 4-wheel drive vehicles. Concerning tarred roads, generally designed and constructed to resist wear and tear for more than 15 years, representing nearly 78% of this network, the economic life of about 4,900 km of roads is between 15 - 35 years. Besides, 2,800 km of roads, representing about 44% of the entire paved road network, generally aged over 20 years, have exceeded the degradation tolerance.

471. So far, there is no data to assess globally the state and scope of the national road network since the outbreak of the crisis of 19 September 2002

472. The trend of the road maintenance policy in Côte d'Ivoire like in several sub-Saharan African countries was marked, since the period of independence, by two main stages, namely nationalization and privatization. Indeed, the maintenance of this important road heritage, mostly ensured at government level by the Public Works Administration Department, was transferred to the private sector in 1998 in the framework of implementation of the Project on Adjustment of Transport Sector in Côte d'Ivoire (CI-PAST).

473. This policy change was marked by a reform of the sector, which resulted in the creation in 2001 of two structures, namely the *Agence de Gestion des Routes* (AGEROUTE) in charge of supervising, on behalf of the State, the maintenance and development of the road network and the *Fonds d'Entretien Routier* (FER). However, national consultations organized with the population in the framework of the PRSP revealed the weaknesses of the current road maintenance policy which, although affected by the crisis, is struggling to keep the road network in a state at least equivalent to what prevailed before the privatization.

474. Indeed, beyond the weaknesses identified at the level of works administered by the government, and which justified their abandonment to the private sector, public works had the following advantages, which were recalled by the population consulted, namely: constant presence on the field of qualified and relatively equipped agents to intervene quite rapidly everywhere and in all seasons on the roads to solve traffic problems. These were all things the privatization could not sustain for the well-being of the population in their transportation needs.

475. In the current context, SMEs intervening on the roads mainly do so on one-off basis during the dry season, with very little experience, a real shortage of qualified staff and adapted equipment for carrying out the works. Similarly, the Road Maintenance Department does not have adequate resources to cover the entire national road network. This situation resulted in the systematic abandonment of certain roads without the visit of the Administration or maintenance for several years, sometimes resulting in a state of total impracticability.

476. The deplorable state of the roads is one of the main reasons for increased poverty, notably in rural areas. The lack of road infrastructure for opening up villages and camps has considerably impeded the development of agriculture, limiting the population to subsistence agriculture due to the poor sale of agricultural produce and the recurrent decline of farm gate prices. The direct consequence of this situation was the reduction in the main sources of income of the population.

477. **At the level of inter-city road transport services**, their development follows a series of reforms carried out in the sector and which resulted in the emergence of several micro coach stations and the creation of private companies for transportation of passengers and goods. There has been a boom in inter-city passenger transport with the exploitation of a park of 1,300 high capacity coaches serving more than 90 destinations, carrying about 25 million passengers per year; road traffic of goods has, for its part, registered an estimated average of 14.5% and generated, depending on the years, 5.5 – 7.5% of GDP over the period 1995-1998. Moreover, the transportation of more than 90% of the port traffic across the country and in the sub-region was done through transit traffic intended for countries in the hinterland.

478. As a result of the successive crises experienced by the country since 1999, the North-South international traffic, which represented 40 - 50 % of the total traffic on the Abidjan - Ouagadougou corridor was either re-routed to South-East (Abidjan-Aboisso-Noé-Ghana) or South-North-East (Abidjan-Abengourou-Bondougou-Ghana), or diverted to other coastal countries of the sub-region. Road transport of passengers and goods is confronted with problems of fluidity and harassments, which reduce the productivity of this sector. Similarly, the ageing of the transport fleet and the poor organization of operators of the road transport sector constitute an obstacle to development.

479. **Urban transport services**, on the other hand, are essentially found in the city of Abidjan, with SOTRA as the main operator. The degradation of the financial and operational situation of this organization is characterized by the reduction of its fleet by 38%, dwindling from 1,200 vehicles in 1990 to 810 vehicles in 2008, while at the same time the potential demand increased by 28%. These difficulties also forced down the performance indicator ratio of the supply and demand, which fell from one bus for 1,600 inhabitants in 1998 to one bus for more than 4,500 inhabitants in 2000.

480. This decline in the productivity indexes of SOTRA resulted in the disaffection of public services for the informal transport constituted by minibuses popularly called “gbakas” and “504s” with about 6,026 vehicles, taxis with 8,000 vehicles and communal taxis or “wôro-wôrôs” with 11,971 vehicles. Despite a significant improvement since 2007 in SOTRA’s financial conditions and its fleet of buses, the situation on the whole remains precarious, with predominance of informal transport services.

481. In the absence of a legal institutional framework, urban road transport services in the secondary towns are limited to the exploitation of urban taxis in an informal environment

characterized by an unsuitable offer, lack of frequency, refusal to offer services to distant or remote areas.

482. Concerning **road safety**, the Government introduced measures to prevent traffic accidents and reduce their severity through the creation of regulatory and control structures. Despite these measures, Côte d'Ivoire recorded an alarming number of casualty accidents involving many deaths and wounded persons, chiefly caused by non-compliance with safety standards governing the transportation of persons and goods stemming from the dilapidated state of the vehicles, overloading and violation of road traffic regulations as well the degradation of the road infrastructure.

483. This annual rate of gravity of nearly 18%, with sometimes values reaching 33% over the period 1960-1978 compelled the State to create in 1978 the Road Safety Authority (*Office de Sécurité Routière (OSER)*) and the Transport Fluidity Observatory in 2001. The economic losses caused by road accidents constitute both health and socio-economic problems. Economic losses from road accidents constitute both health and socioeconomic problems. These losses are estimated in terms of cost of care, productivity losses related to disabilities and poverty generated by the loss of the head of a household and/or main wage earner.

484. With respect to **maritime and river-lagoon transport**, Côte d'Ivoire has a coastline of over 500 Km and two deep water harbors namely the Port of Abidjan and that of San Pedro. The Port of Abidjan alone accounts for 85% of the domestic customs revenues and represents 90% of the country's external trade. Freight traffic declined between 2001 and 2003 from 17.1 million tons to 15.5 million before rising again to 18.6 million tons in 2005. In 2007 the maritime transport performance generated for the country about CFAF 3,277.6 billion in FOB export earnings and CFAF 2,718.3 billion in CIF import.

485. Despite these performances, the weak involvement of nationals in maritime traffic and the lack of basic infrastructure constitute an impediment to development of maritime transport.

486. **At the level of river-lagoon transport**, the exploitation of the lagoon banks of the city of Abidjan is mainly ensured by SOTRA commuter ferries and informal operators using large canoes called "*pinasse*". The commuter ferries constitute one of the components of the structured urban transport service system offered by SOTRA under a concession agreement linking it to the State of Côte d'Ivoire. In 2008, the river-lagoon transport is ensured by 20 commuter ferries, transporting 8 million passengers. Apart from this structured sector, with low coverage capacity, about 40 *pinasses* transport about 20,000 persons daily between the business areas to the places of residence, under precarious comfort and safety conditions. The *pinasses* are used on other water bodies (Aby, Tendo, Ehi, etc.) as special means of transport by the population of the lagoon regions travelling from the Ghana border to Grand-Lahou.

487. The river-lagoon transport sub-sector was not really affected by the war given the fact that the city of Abidjan is in a protected zone. On the other hand, it may be noted that there is increasing demand for transport by commuter ferries or *pinasses* following the inflow of displaced persons to Abidjan.

488. Concerning **rail transport**, Côte d'Ivoire has a 630 Km-railway line linking it to Burkina Faso. This single line, except for 17 km double line in Abidjan, runs through seven towns in Côte d'Ivoire, with 35 stations and 18 halts. The exploitation of the rail infrastructure, which was entrusted to SITARAIL in 1994, resulted in the increase in the traffic of goods, which doubled within a space of 5 years, increasing from 504,000 tons in 1996 to more than one million tons in

2001. After an interruption of rail activities due to the armed crisis, the traffic was intensified in 2007 thanks to the OPA, with a revenue of CFAF 24,770 million for a tonnage of 880,289 T as against a tonnage of 812,417 T for a revenue of 23,670 million in 2006.

489. Despite this state of affairs, **rail transport** registers the insufficiency and dilapidated state of the infrastructure and the working stock and the existence of a section, which makes it impossible to meet the demand of transportation of passengers and goods.

490. At the level of **air transport**, Côte d'Ivoire has 20 air fields and 3 airports open for public transport, including those of Abidjan, Yamoussoukro and Bouaké, which are of international standard. Travelers using the Abidjan FHB International Airport were estimated at 776,000 passengers in 2005 as against 983,000 and 1,100,000 passengers in 1996 and 1999 respectively.

491. This situation is marked by the poor state of the airfields, the virtual non-existence of local traffic and the ineffective certification of the FHB airport by American security and safety standards.

492. In total, the diagnosis of the transport system shows that, despite the performances observed in the sector, many difficulties still subsist. Indeed, the inefficient transport operations and lack of adequate infrastructure reduce the competitiveness of trade and prevent an active part of the population from participating in economic development.

2.20 Decentralization and Land use Planning

Low level of implication of the population and persistence of regional disparities

493. The Ivorian territorial administration is structured in accordance with deconcentration and decentralization principles laid out in Orientation Law 2001-476 of 9 August 2001 on the general organization of territorial administration. Although the decentralization policy began in the 1980s, it was strengthened by Law 2003-208 of 7 July 2003 on the transfer and distribution of central government responsibilities to local governments. This policy aims at ensuring the supervision of the population, to meet their needs, foster social and economic development and ensure unity and social cohesion. Law 2001-476 of 9 August 2001 defines five (05) categories of local communities, namely: Commune, Town, District, Department and Region.

494. The country has 986 Communes, of which 197 are managed by municipal councils, 80 Departments, of which 54 are managed by General Councils, and 2 Districts. These local communities are organized into two umbrella bodies: the Union of Town and Communes of Côte d'Ivoire (UVICOCI) and the Assembly of Departments and Districts of Côte d'Ivoire (ADDCI). At end of September 2008, the local administration was in place in 19 Regions, 80 Departments and 390 Sub-Prefectures and over 11,000 villages. Furthermore, the country has 987 Communes including 197 with municipal councils, 80 Departments including 54 with General Councils and 2 Districts. These territorial activities have been organized into two umbrella groups: the Union of Cities and Communes of Côte d'Ivoire (UVICOCI) and the Assembly of Departments and Districts of Côte d'Ivoire (ADDCI).

495. The creation of communes helped to meet the needs expressed by the population. They facilitated construction of socio-community infrastructure in the areas of basic education, vocational training and employment creation, health, the fight against HIV/AIDS and major endemic diseases; maintenance of public spaces and roads, electricity and water supply, sports

and leisure activities, culture and habitat, markets and bus stations. These facilities were funded with the equity funds of the communes, State subventions, investment and urban development funds (FIAU).

496. Decentralization has grown in the last two decades. However, the absence of implementing decrees for some responsibilities transferred to local communities and the low level of control and advisory support as well the lack of precision in the nature of the relationships between public services and the local communities constitute a major constraint to the creation of a local development process.

497. Furthermore, challenges facing the Government's capacity to satisfy financial, material and human needs of decentralized entities, many of which have weak economic potentialities, remain a major constraint for the effective pursuit of the decentralization process initiated. These challenges include the non-existence of local development plans with efficient monitoring-evaluation systems, the non-existence of basic data to centralize and facilitate the use of data for the planning and monitoring of the implementation of the major challenges related to each community, as well as the identification of the most vulnerable population groups.

498. Difficulties by the Local communities to achieve the objectives assigned to them affect, over time, the level of involvement of the stakeholders in the local development process.

499. Concerning the local administration, it is ensured by 19 Regions, 80 Departments, 390 Sub-Prefectures and more than 11,000 villages. The orientation law has transformed the *a priori* supervisory role played by the Ministry of Interior into a legality control called *à posteriori* entrusted to the administrative or financial judge, referred by the Prefect. The only set back is that the absence of Administrative Tribunals and Regional Chambers of Accounts renders difficult the exercise of this legality control.

500. Similarly, the lack of financial and material resources and absence of collaboration between the different local governments placed under the direct authority of the Prefect contributes to the poor synchronization of counseling-assistance and control of the legality of the State on the local communities.

501. Concerning the Village, Law 2001-476 of 9 August 2001 on orientation and general organization of the local administration makes it a basic national local unit of administration. However, the lack of an implementation decree for this law determining the status of the Village Chief, as well as the modalities of organization and functioning of the village, make the implementation of the said law difficult. Hence, the village is still managed on the basis of Colonial Order 3206/BP of 10 October 1934 on the constitution of the Native Administration in Côte d'Ivoire.

502. Also, to meet the aspirations of the population, social amenities such as schools, dispensaries, health centers and markets have been put in place and financed by the Regional Rural Management Fund (FRAR). Similarly, the human water supply, electrification, rural housing programs as well as the road programs for opening up inhabited areas were implemented through major integrated development operations such as the Bandama Valley Development Scheme (AVB) in the Center and Center-North and the South-West Region Development Scheme (ARSO).

503. The rate of urbanization has accelerated around cities that hosted revolving independence festivities, with Abidjan, San-Pédro, Man, Daloa, Korhogo, Yamoussoukro and Bouaké as the

driving poles. This policy has been pursued in the other cities through the Urban Development Investment Fund (*Fonds d'Investissement and d'Aménagement Urbain -FIAU*).

504. Eventually, the population is not adequately involved in the management of the local communities because of the inadequate application of the rules and principles of good governance by the elected officers, the weak organization of the civil society and the general lack of interest on the part of the population in the management of the communities.

505. Moreover, the control and counseling support for the decentralized services are not adequately carried out due to the lack of mastery of the texts and rules governing the management of the communities, the mutual ignorance of the attributions of the local and decentralized entities, and the low financial allocations from the local government.

506. Finally, the regional disparities persist because of the lack of local development plans, unequal distribution, the inadequacy and degradation of the development infrastructure. These inequalities are also associated with the low integration of local potential into the administrative division.

2.21 International Context and Regional Integration

A weak strategic positioning

507. The narrow domestic market, the foreign currency needed to finance its development and the desire to maintain peaceful relations with the rest of the world led Côte d'Ivoire to adopt an open-door foreign policy characterized by a free market economy. This openness was concretized through the country's adherence to several international agreements and organizations such as WAEMU, ECOWAS, UA, SEN SAD, WTO and the UN.

508. Besides, Côte d'Ivoire has provided hospitality to over 26% of foreigners from the entire sub-region. It also hosts several community and national regional structures such as CAMPC, ARSTM, ENSEA, EFA, ESIE, IIAO, ICA, ADB, BRVM, WARDA, Air Afrique and the School of Posts and Telecommunications that have had varying degrees of success. Consequently, it has strengthened its open door policy by creating in 2000, a ministry in charge of regional integration and African cooperation whose fundamental aim is to consolidate relations with other African countries.

509. The export of the expertise of SATMACI, CNRA, BNETD, and SNDI products such as energy and opening up of the hinterland whose external trade is linked to Ivorian port activities constitute a major boost to regional integration.

510. However, in view of some problems or threats, Côte d'Ivoire alone cannot provide appropriate and sustainable solutions. These include the fight against diseases such as HIV/AIDS and poliomyelitis, tightening of security at the borders, the fight against fraud and smuggling.

511. In terms of external trade in goods and services, the situation of Côte d'Ivoire is presented in the following table:

Table 16: Situation of external trade in CFAF billion in 2007

	UEMOA	ECOWAS	Other African countries	European Union (25)	United-States	Other OECD countries	China	Other developing countries (outside Africa)	Grand Total
Exports	255.2	506.5	186.4	2,778.8	972.3	76.6	97.3	855.8	5,473.7
Imports	23.9	1,644.3	180.4	2,167.7	122.6	278.9	206.6	1 131.4	5,731.9
Balance of Trade	231.3	- 1, 137.9	6.0	611.2	849.7	- 202.3	- 109.3	- 275.5	- 258.3

Source: UEMOA Commission, 2007

512. Côte d'Ivoire's trade balance in 2007 was globally negative. However, it registered a surplus balance with the European Union and the United States. Ivorian exports are mainly to the European Union. Similarly, Ivorian imports are mainly from the EU. Most of the commodities exported to the European Union and the United States are composed of agricultural raw materials, mining and oil products. Exports in the regional and sub-regional space are constituted by manufactured products like plastic goods, detergents, cosmetics and agro-food products, food products, electricity, etc.

513. However, in the face of certain problems or certain threats, Côte d'Ivoire cannot alone provide today efficient and lasting solutions. They include, notably, the fight against certain diseases like HIV/AIDS and poliomyelitis, the tightening of security at its border, the fight against fraud and smuggling.

514. Moreover, the low capacity of the Ivorian economy to absorb certain exogenous shocks requires the adoption of certain strategies. In this perspective, Côte d'Ivoire has subscribed to Economic Partnership Accords (APE) in order to take advantage of the trade and economic opportunities offered by the European Union, despite the ongoing discussions within the ECOWAS.

515. Finally, Côte d'Ivoire is not deriving enough profit from regional integration due to the inadequate application of certain accords ratified and penetration on sub-regional markets. Similarly, the lack of vision and strategy for conquest of markets by Ivorian economic operators contribute to limit opportunities for integration.

CHAPTER 3: STATUS OF IMPLEMENTATION OF THE CRISIS RECOVERY PROGRAMS

516. The political climate in Côte d'Ivoire continues to be peaceful thanks to achievements of the Ouagadougou Political Accord signed on 4 March 2007. The President of the Republic and the Prime Minister have been pursuing efforts to consolidate the country's social climate. In this connection, the Prime Minister met with the constituent bodies, the diplomatic corps of Côte d'Ivoire, political parties, political groupings and forces, religious groups, traditional leaders, trade unions and the private sector. Political parties of all persuasions are carrying out their activities peacefully throughout the country. Despite recent protests by ex-combatants in Bouaké relating to unpaid bonuses as well as disturbances in Vavoua and Séguéla, the security climate has been stable.

517. Following the mobile courts conducted from 25 September 2007 to 15 May 2008 by 111 teams, temporary birth certificates were issued to 626,068 persons while 32,398 applications were rejected. The rejected applications, representing 5%, were mainly due to inconsistencies in the declared ages of applicants, territorial jurisdictional incompetence and lack of supporting documents. On the recommendation of the Permanent Consultative Framework (CPCs), the Government decided to organize catch-up mobile courts in 34 jurisdictions with 50 fixed teams. The operation was completed on 24 September 2008.

518. In order to revise the civil status register, the Ministry of Justice held an official ceremony to present the mode of operation and launch of the process on 19 May 2008 following adoption by the Mobile Courts and Civil Register Reconstitution Task Force (*Groupe de Travail Audiences Foraines et Reconstitution des Registres d'Etat Civil*) on 12 March 2008. The inventory phase, which is the first of the three operations started with 578,763 register already identified, of which 569,547 have been labeled and 313,605 registered in the computers. The second phase, which is administrative, has also started with the setting up of local reconstitution committees chaired by the sub-prefects or commissioners of the Government, appointed for that purpose, and is composed of magistrates, chief bailiffs and traditional authorities.

519. The terms of reference for the identification and establishment of the voters' register were adopted by the identification task force and officially handed over to the technical operator on 22 February 2008. The Prime Minister and the Managing Director of SAGEM Security signed the agreements on 17 April 2008 in Abidjan. The joint procedure for the identification and electoral census was initialed and signed by the INS and SAGEM on 31 May 2008. The relevant decree was adopted by the Council of Ministers on 19 June 2008.

520. The enrolment form, national identity card specimens and non ECOWAS card, and the enrolment slip of these documents were validated by the structures involved. A presentation of the procedures for the operation, followed by an enrolment test, was made in the presence of the Prime Minister and structures involved in the identification process. A similar presentation was made before the President on 24 July 2008.

521. With the redeployment of all the logistics of SAGEM over the entire national territory, following the elimination of all the major constraints, the operation of enrolment effectively started on 15 September 2008, and as of 10 December 2008, 2,000,000 applicants were enrolled in the district of Abidjan and more than 1,000,000 in the other localities of the country.

522. At the level of the electoral process, the Independent Electoral Commission (IEC) resumed the installation of its local structures on 28 April 2008 and installed 411 out of the existing 415, following the recommendations of the Permanent Consultative Framework aimed at ensuring the representation of all the signatories to the Linas Marcoussis Agreement in the local offices of the IEC. It is retained that 20 countries host the Independent Electoral Commissions outside the country. A decree defining the modalities for registration of Ivorians outside the country was submitted to the Council of Ministers for approval.

523. The process of authentication of the 2000 electoral list between the IEC, INS and the political parties was completed on 8 April 2008. The key instruments concerning the process were endorsed by the extraordinary Council of Ministers of 14 April 2008. To ensure a smooth campaign for the presidential election, for which the convening of the electoral college was initially set for 30 November 2008, a code of good conduct was signed by the country's political parties in the presence of the UN Secretary-General. Resolution 1765 appointed the Facilitator as the arbitrator of electoral issues and the Special Representative of the UN Secretary-General for the certification of the elections. In agreement with the Ivorian parties, the two personalities adopted the five framework criteria for certification of the electoral process, namely peace, inclusion, state media, the electoral list and the results.

524. At the financial level, the financing of the electoral budget estimated at CFAF 36 billion was not yet closed and showed a funding deficit of CFAF 8 billion.

525. The implementation of the National Disarmament, Demobilization, Reintegration and Community Rehabilitation Program was concretized with the setting up of the Integrated Command Center, the National Reintegration and Community Rehabilitation Program and the National Civic Service Program.

526. The restructuring and reform of the defense and security forces were formalized with the putting in place of the Armed Forces Restructuring and Reform Task Force.

527. The Integrated Command Center, which is responsible for protecting the peace process, is operational. It established six mixed brigades that were deployed to six localities (Bangolo, Zéali, Bounafla, Ngatta Dolikro, Famienkro and Kopkingué). The electoral process protection plan developed by the ICC, the Defense and Security Forces (FDS), and the Armed Forces of the New Forces (*FAFN*) and the Impartial Forces (IF) was validated by the Chiefs of Staff.

528. Regarding the free movement of goods and persons and general security, periodic meetings were held between the Prime Minister, the Minister for Defense and four Generals, one from FANCI and the FAFN, the UNOCI and the French Force (*Force Licorne*).

529. The procedure for the disarmament and demobilization (DD) entails the integration of the ex-combatants into three structures following the regrouping, namely (i) the new army, (ii) reintegration through the PNRRC and (iii) the Civic Service. In the specific case of the Defense and Security Forces, the regrouping consists in a return to the barracks. As of 24 January 2008, nearly 12,000 FDS elements have left the front line

530. Concerning the ex-combatants, 32,777 were profiled at the end of August 2008 by the PNRRC. Of this number, 11,711 were effectively regrouped at the end of November 2008, including 4,018 volunteers for the new army (VAN) and 7,693 demobilized and oriented to reintegration programs. 6,998 demobilization kits were distributed, including 400 in Bouaké, in November 2008.

531. The Complementary Accord IV to the OPA decided that a quota of 3,400 ex-combatants be committed to security tasks in the national police or the national para-military police and sit for the competitive examinations for recruitment into these two corps at the end of the crisis. The 600 elements identified by the *Forces Nouvelles* under the Pretoria Accord will be integrated at the end of the crisis into the national police and the national gendarmerie.

532. Concerning the militia and self-defense groups, about 20,144 elements were profiled from July to August 2008 in the West of the country. What remains now is to start disarming them. The profiling of the remaining 30,000 elements of the self-defense groups should start in December 2008. Under the terms of Complementary Accord IV, their dismantling should start latest two months before the date set for the elections.

533. UNOCI, in partnership with UNDP, launched the 1,000 micro-projects program in Bouaké to integrate 3,000 ex-combatants into gainful employment. Support was also provided to 200 ex-militia from the West for a rubber development project.

534. Complementary Agreement III of the OPA decided to pay a monthly fixed allowance of CFAF 90,000 to the regrouped ex-combatants. At the end of July 2008, the sum of CFAF 458 million was paid out of an estimated total amount of CFAF 6 billion. The list of the remaining ex-FDS, now FAFN, was established on 16 July 2008 and the payments due are being prepared.

535. Complementary Agreement IV to the OPA decided to pay an allowance or direct assistance of CFA F 500,000 in full settlement to the demobilized ex-combatants of the *Forces Nouvelles* and the demobilized militia.

536. The National Civic Service Program was instituted by decision of the Prime Minister on 31 March 2008. The coordination team was selected and put in place. The civic service is voluntary. Out of the 7,693 demobilized ex-combatants, 250 volunteers were trained at the Bouaké center and 100 at the Man center. The 350 trained volunteers received each an installation kit. 100 ex-elements of self-defense groups are undergoing training at Issia, with financial support from UNDP.

537. At the level of the restoration of the authority of the State over the entire national territory, 97% of public servants have already been redeployed. The remaining 3% are composed of staff of the judicial administration (241), and the taxation and financial authorities (1,144). Their redeployment should have started immediately after the signing of the complementary Accord IV to the OPA. 42% of the installation allowances have been paid to the redeployed staff, and out of 314 public buildings to be rehabilitated in the CNW zones, 109 have been completed at a total cost of FCFA 2,794 billion.

538. In the framework of the single account, the redeployment of the financial administration, banks and financial institutions in the CNW zones is also ongoing. Missions were organized to assess the situations on the ground for opening the branches of the BCEAO. A work plan and time-table have been developed to establish a customs cordon, protected by the ICC, at the northern border with a view to reducing fraud. In the presence of the Minister of Economy and Finance, the Ouangolodougou customs post was installed on 12 May 2008 with the posting of 26 agents, including 13 from the Ivorian Customs Department and 13 from the *Forces Nouvelles*. Despite all these efforts, the operation is thwarted with implementation difficulties relating to the payment of the expenditures incurred by the *FN*. Complementary Accord IV decided that the single account must be effective by 15 January 2009.

539. More than one year after the signing of the OPA, considerable progress has been made in the crisis recovery process, as pointed out by national and international partners of Côte d'Ivoire. The implementation of these programs to pave the way for the presidential elections initially scheduled for November 2008, is, however, impeded by financial, institutional and security difficulties and constraints.

540. The funding of the crisis recovery program, indeed rests mainly with the State of Côte d'Ivoire. The contribution of donors, though considerable, is still inadequate to support the pace of the implementation process.

541. To support the Government in its crisis recovery efforts, the international financial community signed an emergency post-conflict assistance program amounting to SDR 40.65 million. In this regard, sector reforms were conducted in the areas of public finance, the financial and banking system, export-oriented agriculture, energy and social services.

PART TWO

STRATEGY FOR RELAUNCHING DEVELOPMENT AND REDUCING POVERTY

CHAPTER 1: CHALLENGES, VISION AND OBJECTIVES OF DEVELOPMENT

542. Côte d'Ivoire is not only poor but is also heavily indebted. It belongs to the 34 out of the 42 African countries classified as heavily-indebted poor countries (HIPC). Over half of the working population is unemployed or in a situation of disguised unemployment. Graduates from tertiary institutions and the university, including doctors, are unemployed. Average life expectancy at birth is only 47 years against more than 80 years in Europe and Asia. Hence, in Côte d'Ivoire, the population lives virtually half as long as in Singapore where life expectancy is 82 years.

543. However, the sub-surface of the country is overflowing with enormous mineral potential, the land is conducive for agriculture, plus well-trained women and men. These assets, judiciously exploited, efficiently developed and well used, should enable it to rise, within the space of a generation, to the rank of an industrialized country where life is enjoyable.

1.1 Critical Challenges

544. With a peaceful socio-political climate, thanks to the achievements of the various Accords, notably the OPA, Côte d'Ivoire will face three main challenges. To these challenges are also related three possible developments that condition the sustainable development of the country.

545. **The first challenge is to recover permanently from the long socio-political and military crisis.** Indeed, the bases of social cohesion and peace have been challenged by the crisis that has intensified the social breakdown. The population must learn to live together and calm the socio-political tensions to facilitate the efficient conduct of the final crisis recovery operations such as the identification of the population, the completion of the DDR and the holding of free and transparent elections as early as possible. To that end, the Government which enjoys the support of the international community and national actors must pursue the efforts of reunification of the country, restoration of peace, consolidation of national cohesion and construction of a nation. The abandonment of this solution would lead to a first possible scenario: **the stalemate.**

546. **Possible scenario No. 1 is the stalemate.** This situation would witness the blockage of the peace process and the return to normalcy. The organization of general elections would not succeed or else, the result would be challenged, which would be the main trigger factor. Hence, the achievements of the crisis recovery process could be challenged and compromise the reunification of the country. The international community would lose every hope of the possibility of Côte d'Ivoire getting out of the socio-political and military crisis continuing since the 1999 military coup d'état. It could therefore reconsider its desire to support financially the development of the country. National cohesion would also be at risk, under the effect of the aggravation of poverty. The future of Côte d'Ivoire as a Nation would then be threatened.

547. If Côte d'Ivoire succeeds in meeting this first challenge by avoiding the stalemate, then the **second challenge** would be **to revive the economic machine seriously tested by this crisis, diversify the sources of growth and benefit from the savings from the cancellation of its external debt.** Indeed, the armed conflict has disorganized production channels, thereby reducing

production capacity in the different sectors of the economy and causing the interruption of several development projects. During the crisis, direct foreign investment declined considerably and foreign companies either left the country or considerably reduced their activities. The respect of financial commitments to external donors compromises investment expenditures in the social sectors and the repayment of domestic debt. The meeting of this second challenge would lead the country to the second hypothesis: **the recovery**.

548. **Possible scenario No. 2 is the recovery.** In this hypothesis, the country would recover in a sustainable manner. The country would recover its unity and the normal functioning of public institutions both at the central and local levels. The general elections would be held without any major incidents and the government that would emerge from the ballot box would not be challenged. The authority of the State would be restored over the entire national territory. Security would be ensured everywhere and for all. The development partners would actively resume their support programs and public investment would resume in earnest. In this case, the return of international institutions and enterprises that left Côte d'Ivoire because of the crisis would be effective. Economic growth would attain rates of over 5%, due to public expenditures, the processing and export of agricultural and mineral products, through telecommunications and construction and public works. Poverty would be combated and reduced in both its monetary and human dimensions, but Côte d'Ivoire would not realize the MDGs by 2015 and would continue to be classified among the underdeveloped countries. The country would attain the decision and completion point of the HIPC initiative. Social cohesion would be restored but still under pressure, due to youth unemployment and the precariousness that is still affecting a great number of Ivorians.

549. The last and **third challenge** for Côte d'Ivoire is: **to adequately address the aspirations of the population and get it out of poverty. The achievement of this challenge would lead to the third scenario: rebirth.**

550. **Possible scenario 3 is the rebirth of the country.** This hypothesis includes that of recovery, by adding new dimensions to it; transformation and diversification of the economy and the successful establishment of new, transparent and inclusive governance policies. Côte d'Ivoire would become a pole of competitiveness and a regional hub that would attract a great number of investments, both national and foreign, in diversified branches and sectors. Dynamic regional economic poles could be established in the different parts of the country. New infrastructure would be built throughout the country, thus bringing the country in line with the best international standards. The country would be quoted as a new economic miracle. The creativity and social innovation would help to get several million people out of poverty. The population would be further educated thus greatly improving its quality of life. The extended economic opportunities would facilitate the return of confidence among the different components of the Ivorian society. The country would resume its stabilizing role in the regional environment and become a listened actor on the international scene.

1.2 Development vision

551. **Pending the conclusions of the Côte d'Ivoire 2040 perspective studies,** Côte d'Ivoire's vision is built around the third scenario: rebirth. This vision could be summarized in the following five major points around which government actions would be focused:

552. **Making Côte d'Ivoire a haven of peace, security, social cohesion and well-being:** Côte d'Ivoire must become the peace haven it had always been for the sub-region and Africa. Peace must be built over time and lead to a new social contract, a new social cohesion founded on an internal, sound and solid foundation through harmonious relationships with its neighbors. It must provide itself with the means to guarantee national unity in order to avoid crises, cleavage, and ethnic, tribal and religious conflicts. It must become or be a society where principles such as peace, dialogue, union, love and openness are celebrated. Côte d'Ivoire must reconcile with itself, its neighbors and the international community. It must work within new frameworks of cooperation with its neighbors and the international community, in a spirit of partnership based on dignity and mutual respect. It must enhance internal security and national defense to promote a peaceful life internally and externally.

553. **Making Côte d'Ivoire an industrialized and economic power in the sub-region:** Côte d'Ivoire must Endeavour to rise to the level of industrialized countries. It must find the way to achieve its industrialization since there is no development without industrialization. The experience of the past and that of many other countries shows that without a profound change towards industry and services, the economy will remain fragile and subjected to volatility stemming from frequent adverse external shocks; a situation which the country has been facing since its independence. Henceforth, the economy of Côte d'Ivoire must be based on value-adding enterprises that create wealth and employment. This will involve actions for the systematic processing of primary resources such as coffee, cocoa, cotton, vegetables and rubber. This will help guarantee fair producer prices and create value added in the economy with the increased supply of such commodities. The development of the private sector must be encouraged through an appropriate legal and judicial environment conducive to the development of their activities. The creation and emergence of SMEs/SMIs for the significant reduction of poverty must be facilitated. Côte d'Ivoire must rely on its skilled and diversified workforce to help the economy grow and become a major economic power in the sub-region.

554. **Making Côte d'Ivoire a country of workers in an environment of discipline and respect for moral values:** Soon after independence, Côte d'Ivoire made a choice reflected by its motto, for a society based on union, work and individual and collective discipline. This choice required on the part of the Ivorian society, accountability and moral values. With the crises that ensued, the foundations of economic growth and the drive towards development weakened. The country must return to its original choice and deepen it in order to build a society that is fully developed, not only economically, but also politically, socially, spiritually, psychologically and culturally. Côte d'Ivoire must promote governance in all areas of action, focusing on a harmonious development of the country that would be beneficial to all.

555. **Making Côte d'Ivoire a country with a culture of excellence and promotion of merit and equity:** With globalization and its corollary of competition at all levels, there is little room for mediocrity. In such a context, the country must be a society with a culture of excellence and thereby rise to the rank of the major developed countries. Consequently, while ensuring development for all, it must strive to promote merit and the fair distribution of incomes. Côte d'Ivoire must be a country of fairness and democracy, as a guarantee of internal stability and prerequisite for its development.

556. **Making Côte d'Ivoire a tourist paradise, in respect for environmental values:** Côte d'Ivoire must become a beautiful country with modern villages and quality socio-economic amenities as well as scenic tourist sites. Post-crisis reconstruction must highlight cities, notably

CNW zones that have degraded and been destroyed by the military and political crisis. It must also emphasize the need to rehabilitate and develop road infrastructure. Côte d'Ivoire must update its urbanization plans and construct attractive modern buildings. Tourist sites must be rehabilitated and resized. For an improved management of the environment, large modern centers for the treatment of household refuse must be created in all the large urban centers. Ivorians must be made to respect the environment. In short, Côte d'Ivoire must become a major tourist attraction in Africa and a transit area for all the other countries of the sub-region.

1.3 Approach for achieving the four major outcomes

557. The rebirth of the country requires perseverance in the identification and implementation of the strategies and actions capable of leading to this rebirth. In this perspective, the choice of a Results-based Management (RBM) helps to focus attention on results and ensure full coherence between the desired outcomes. For each outcome, the effects sought can be achieved through the strategies selected, the expected output in the sectors of activity. Moreover, national resources will be better distributed in the priority areas while including proactive actions of monitoring-evaluation and the correction of difficulties observed.

558. Each outcome constitutes at the same time, the soul, the source and the *raison d'être* of the priority programs identified to make concrete progress in the major project of reviving development and the fight against poverty. For each strategic orientation specific areas of action were identified for which concrete and measurable targets were defined, which Côte d'Ivoire should attain by 2015. Intermediate targets were set for the year 2013. The success of each Ministry, each decentralized community, each organization and each program or project of the country will be determined by its contribution to the attainment of these strategic targets, which will partly determine the capacity of the country to absorb external aid.

559. It is in this spirit that six strategic orientations were identified in a manner grouped harmoniously to attain the **four major outcomes**.

560. The first outcome will ensure the **restoration and consolidation of the foundations of the Republic**. The effects sought will concern the permanent return of peace, serenity and security, and the restoration of the authority of the State and good governance over the entire national territory. It is a pre-condition and a prerequisite for any development project and any fight against poverty. For, without a climate of peace, security, good governance and social cohesion, the country cannot mobilize the entire potential and the many assets it is endowed with to transform its future.

561. Through the second outcome, Côte d'Ivoire strives **to become, by 2015, an emerging country**, endowed with a dynamic, stable economy, harmoniously integrated into globalization and diversified.

562. The third outcome is the core of Agenda 2015. It is through it that Côte d'Ivoire is going to mainly **manage the challenge of achieving the MDGs**. The recovery of growth will contribute to that. But the country must, in addition, adopt targeted measures in the different social sectors in order to improve gradually the performance indicators and provide each Ivorian with the requisite basic needs and be useful to the community.

563. The fourth outcome concerns the **integration of Côte d'Ivoire into its regional and international environment**. The historical experience and geographical position of the country

make this an inevitable destiny for the country. The overall objective is to attain this outcome and make it an opportunity for building a regional economic hub, a model country, listened to and respected on the international scene.

564. To achieve these four outcomes, it was decided to retain the period 2009-2015 for implementation of the National Strategy for Re-launching Development and Poverty Reduction. This offers the advantage of ensuring efficient distribution of the efforts over the whole period, considering that the urgent and absolute priority today is the crisis recovery. **Three sub-periods were then defined.**

565. The first sub-period concerns *the year 2009* which is a transitional year during which the general elections must be organized. This year may be used to finalize the preparation of the PRSP operational plans, to strengthen the capacities of the actors and to initiate the major reforms that will help to enhance global competitiveness of the business environment in Côte d'Ivoire. The sectors or areas that retained the attention of the actors of the process are: education, justice, administration, employment, agriculture, housing, economic infrastructure. With the adoption of the PRSP based on the achievement of the MDGs, and other identified prerequisites, in the framework of the dialogue with the development partners, the country can attain the decision point concerning the HIPC Initiative, sign a program with the IMF, benefit from budget support from the World Bank and the European Union, implement the Cooperation Framework of the United Nations System and obtain several other financial supports from bilateral and multilateral partners.

Eliminating the effects of nearly ten years of crisis, three years after re-launching development

566. The holding of the general elections will usher in a new period of four years, *2010-2013*, which can be devoted to the re-launching of activities in all the national spheres. Many activities for restructuring and reintegration of the population will be carried out during this phase. In the area of poverty reduction, the combined actions for economic recovery and active reduction of inequalities will help to reduce, in 2012, the poverty rate to the level attained at the time the crisis broke out in 1999/2000, i.e. under 33.6% compared to 48.9% in 2008. Economic growth during this sub-period should reach 6%, under the effect of public investment, increased agricultural activities, better security in the countryside, and the return of private industrial investors, as well as increased exploitation of the country's potential in the area of hydrocarbons and mines.

Côte d'Ivoire can hope to attain MDG 1 by 2015

567. The *2014-2015 sub-period* will be a period of sustainable acceleration of economic growth, which will be maintained at the rate of 7.7% that the country wants to attain in 2012. The reforms aimed at the profound transformation of the structure of the economy, conducted during the second sub-period, will then provide the country with the necessary resources to increase structurally value added in the economy and resist exogenous shocks.

On the whole, Côte d'Ivoire is determined to change its future and attain all the MDGs by 2015.

1.4 Development Goals

568. Poverty increased from 38.4% in 2002 to 48.9% in 2008. This has resulted from poor implementation of policies and programs in the past and the successive crises affecting the country in recent years. The success of PRS requires a re-direction of socio-economic development policies.

569. In this regard, **the general objective of Côte d'Ivoire is to reduce poverty to a rate of 16.2% in 2015 in accordance with the commitment made in 2000 during the Millennium Summit. How does it intend to achieve that in 2015?**

570. To achieve that, Côte d'Ivoire will implement three types of strategies:

571. First of all, the management of the economy should promote the increase of per capita growth. Indeed, the outcome of per capita growth in income over poverty depends on the elasticity coefficient linking the two phenomena. This elasticity is estimated at -0.93 for the UEMOA countries and at -3 for Côte d'Ivoire alone (see Bourguignon, 2002)⁶. In other words, any percentage point of growth in per capita income would generate a decline in the incidence of poverty by three points.

572. On the basis of the assumption of reduction in monetary poverty by the sole instrument of economic growth, the country should achieve by 2015, an annual average growth rate of 6% in order to achieve MDG 1. However, the micro-economic framework envisages an average growth of 5.9% over the period 2009-2015.

573. Secondly, the increase in the growth of per capita income should be coupled with urgent and specific measures. In this perspective, the government should (i) improve the price effectively paid to agricultural producers among whom are a great number of rural poor; (ii) provide direct support to the poor in terms of productive capital (short cycle improved seeds, credits etc.). These actions are aimed at filling the gap between the actual level of consumption of poor households and the poverty line.

574. An urgent poverty reduction intervention program will, therefore, be put in place in order to immediately pull out of poverty the 11% of the least poor members of the population who are considered as poor (representing about 5.34 points of poverty), while supporting other poor people. The context of recovery from a very difficult crisis offers another reason for this proposed option. The modalities of implementation of this special program will be identified after conducting additional and light surveys on the poor.

575. In total, the main tool for poverty reduction is economic growth. In 2009, growth should resume and reach 3.9%, and be maintained around 6% annually on average between 2010 and 2013. An average rate of 7% of annual growth would be attained over the period 2013-2015, representing an annual average of about 5.9% over the period 2009-2015. With such a growth rate, compared to the population growth, estimated at 3.3% over the period 2009-2015, the

⁶ Bourguignon (2002), *The growth elasticity of poverty reduction: explaining heterogeneity across countries and time periods*, working paper N°2002-03, DELTA, Paris.

country can reduce poverty by 27.6 percentage points between 2009 and 2015 through economic growth. After adding the 5.3 percentage points of poverty reduction obtained with the provision of direct aid to poor people, there will be, between 2009 and 2015, an overall poverty reduction of 32.9 percentage points by 2015. This will result in a final poverty rate of 16%, thus facilitating the effective attainment of MDG 1. In 2013, the poverty rate would be about 32.3%.

576. In this perspective, the efficient execution of the planned actions should help increase the incomes of households, their health and nutritional status, their level of education, the preservation of environmental balance, access to modern energy services and safe drinking water, the participation of the population in decision-making, the opening up of the different localities through adequate infrastructure and universal access to NICTs.

577. To that end, the main effects of the six strategic orientations previously defined were associated with the attainment of each major outcome which facilitated the regrouping presented below:

Graph: The Strategic Square of Agenda 2015

**OUTCOME 1:
RESTORATION AND
CONSOLIDATION OF THE
FOUNDATIONS OF THE
REPUBLIC**

**OUTCOME 2:
TRANSFORMATION OF COTE
D'IVOIRE INTO AN
EMERGING COUNTRY**

Consolidation of peace, protection of life and property and promotion of good governance

Decentralization as a means of participation of the population in the process of development and reduction of regional disparities

Stabilization of the macro-economic framework

Creation of jobs and wealth through support for the rural sector and promotion of the private sector as engine of growth

**OUTCOME 3:
A WELL-BEING FOR ALL**

**OUTCOME 4:
COTE D'IVOIRE, A
DYNAMIC ACTOR ON THE
REGIONAL AND
INTERNATIONAL SCENES**

Improvement of the accessibility and quality of basic social services, preservation of the environment, promotion of gender equality and social protection

International Context and Sub-regional Integration

MDGs

Regional
Integration
Regional

International
Context
International

CHAPTER 2: STRATEGY FOR RELAUNCHING DEVELOPMENT AND REDUCING POVERTY

578. This chapter deals with strategies to be implemented for poverty reduction according to the six strategic orientations retained. Indeed a combined effort of all the actors, including the State, the private sector, the civil society and development partners must lead to the implementation of large-scale actions.

Objectives for 2013 and 2015

579. MDG 1 on elimination of abject poverty and hunger by 2015 is the main objective targeted by the Government, namely reducing the poverty rate, which is 48.9% in 2008 to its level before the 1999 crisis level, i.e. 33.6% in 2013, the year set for the mid-term review of the PRSP. By 2015, the deadline set for attaining the MDGs, the efforts to be provided should help reduce the poverty rate by half, from 32.3% in 1993 to 16%.

580. The attainment of this objective should be supported by an annual economic growth rate of around 7% over the period 2009-2015. This growth dynamics should be supported through direct assistance to the poorest by implementing a social safety net program.

➤ Indicators

Objectives	Indicators	Level in 2008	Target in 2013	Level in 2015
Eliminating abject poverty and hunger	Proportion of the population living with an annual income below the national poverty line	48.9%	33.6%	16%
	Poverty gap index	37.2%	25.6%	12.3%

OUTCOME 1: RESTORATION AND STRENGTHENING OF THE FOUNDATIONS OF THE REPUBLIC

581. In the context of the restoration and strengthening of the foundations of the Republic, the main impacts sought are: (i) social capital is restored and the population lives in harmony; (ii) the population benefits from services of the public administration over the entire national territory; (iii) the population lives in security, protected from violence in all forms and has access to quality judicial services; (iv) the management of resources and public affairs is participatory, transparent and efficient; (v) development actors at the local level are involved in the management of the local communities; (vi) the population effectively benefits from the results of the decentralization process.

STRATEGIC ORIENTATION 1: CONSOLIDATING PEACE, SECURITY OF LIFE AND PROPERTY AND PROMOTING GOOD GOVERNANCE

582. The efficient implementation of actions under this orientation contributes in a sustainable manner to the attainment of the expected outcome, namely the restoration and strengthening of the foundations of the Republic. In this perspective, government efforts will focus on: (i) the unification and merging of the two armies, (ii) the completion of disarmament, demobilization and reinsertion (DDR) program and dismantling of the militia, (iii) completion of the redeployment of the administration over the entire territory, and (iv) completion of the identification of the population and organization of general elections. Efforts must also be made to ensure, in a structural manner, the protection of life and property, and good governance at all levels, and cohesion among the population.

Restoration of peace and harmony among the population

583. In the framework of the **consolidation of peace**, the strategies to be implemented will aim at restoring social capital among the population through the establishment of mechanisms for prevention and management of conflicts over natural resources as well as respect of the legal frameworks for managing these resources. To that end, the Government should encourage opinion leaders and influential officials of the localities to maintain and convey messages contributing to the reinforcement of social cohesion. Consolidation of peace cannot be dissociated from conflict prevention and management. Hence, the establishment of concerted mechanisms for watching and warning, updating and ensuring regular monitoring of local prevention action plans. To that end, the Government should rely on traditional and customary methods for conflict resolution, notably inter-ethnic alliances and “alliances between communities”.

584. With regard to conflicts between herders and farmers in the North, the Government, in collaboration with the local communities, should improve the conditions of traditional stock breeding and enhance sensitization on the respect of the agro-pastoral calendars by the herders. To this end, it would be necessary to: (i) develop appropriate spaces for cattle keeping; (ii) organize outreach campaigns and train herders in livestock rearing techniques in partnership with the rural sector support agencies.

585. In the area of **social cohesion**, the efforts should help to: (i) sensitize the communities on democratic principles and rules aimed at creating conditions for an effective national reconciliation; (ii) restore social cohesion notably by combating all forms of exclusion, particularly nepotism and tribalism; (iii) ward off mistrust and the marginalization of certain persons through family consolidation and solidarity measures and by extending community solidarity; (iv) build the capacities of local authorities, CSOs and the media to enable them play a role in IEC actions concerning citizenship; (v) promote the participation and representativeness of women in national and local institutions, as well as in decision-making bodies; (vi) support activities geared towards enhancing values, communication, sensitization and popularization of cultural heritage; (vii) sensitize communities on tolerance, acceptance of diversity of faiths and the secular nature of the State and (viii) restore the moral, civic and positive republican values of Ivorian society. In order to improve cohabitation between nationals and non-nationals, communication efforts should be made, on the one hand, to reduce inter-community tensions, and on the other hand, to promote the full participation of all in the development process in Côte d’Ivoire.

Strengthening the role of the media

586. The objective set in the framework of strengthening the role of the media in the consolidation of peace and social cohesion will consist in strengthening the professionalization of media actors and sensitizing the different agencies of the print and audio-visual press and webmaster to disseminate messages calling for peace, with verifiable and quality information, conducive for building national unity. Hence, the structures in charge of the control and regulation of the media should be supported to work with this vision in mind.

Restoration of the Authority of the State and Protection of Administrative Acts

587. In the framework of the completion of the redeployment of the administration, the Government should strive to reconstruct/rehabilitate and equip the public socio-economic infrastructure destroyed or damaged in the CNW zones. Similarly, government interventions in the other zones will concern the rehabilitation of the public socio-economic infrastructure, degraded for lack of repair and maintenance for the past six years.

588. The State should also work on the **reinsertion and reintegration of vulnerable population groups**, notably women, unemployed youth, war victims, ex-combatants and internally-displaced persons. To that end, the implementation of the post-crisis programs should focus on the attainment of the targets set so as to avoid a return to the initial situation. However, the Government will take appropriate measures to fully implement the post-crisis programs such as the National Civic Service Program (PSCN) and the National Reinsertion and Community Rehabilitation Program (PNRRC), to enable the country to devote itself to the development phase.

589. Furthermore, to curb the sources of frustration emanating chiefly from doubts about the authenticity of administrative papers established, the Government should take the necessary steps to safeguard the process of production and issuance of the said papers. To this end, the civil status registers will be reconstituted, modernized and regularly updated to ensure that the entire population is identified and each inhabitant possesses authentic and unchallengeable administrative papers.

590. To that end, the Government should consider the option of free issue of initial birth certificate upon declaration within a sociologically reasonable time-frame because of the poverty status of the population, especially those living in rural areas and far away from the declaration centers. The Government could also consider the use of the good offices of traditional or religious leaders to facilitate the issue of the birth certificate. Hence, as a temporary measure, the traditional authorities of remote localities could register births in reliable local registers.

Restoration of Security for all over the entire National Territory

Objectives for 2013 and 2015 for the Protection of Life and Property

591. The objective is to strengthen the mechanism for protection of life and property over the entire national territory and restore confidence between the population and the law enforcement agents. Specifically, it will entail increasing the present ratio of one police officer to 1,500 inhabitants to one police officer to 1,000 habitants by 2015 and improve the security index.

Targets for 2013 and 2015 and Indicators

Indicators	Level in 2008	Target in 2013	Level in 2015
Ratio of policemen per inhabitant	1 to 1,500 inhabitants	1 to 1,000 inhabitants	1 to 1,000 inhabitants
Level of Security Index (UN)	3	2	1

592. The protection of life and property constitutes a prerequisite for the restoration of the State authority and social cohesion. To that end, the efforts should facilitate the increase and improvement of the interventions of the mechanisms for the protection of life and property and restore trust between the FDS and the population.

593. To improve mechanisms for protecting life and property, the Government will place the emphasis on building human and operational capacities of the FDS and the redeployment of FDS over the entire national territory. The Government should also strengthen and extend to other communes actions of support to ongoing urban security enhancement in the Abidjan District. In this area, the fight against the proliferation and circulation of illicit small and light weapons should be intensified.

594. In this regard, the functioning of the national commission (CNALPC) created for that purpose will be supported, as well as the collaboration with civil society organizations and networks involved in this activity sector. In addition, the Government should pursue the collaboration with regional organizations such as ECOSAP. Finally, the role and place of private security organizations should be reviewed closely to avoid their being confused with self-defense groups and militia in this post-crisis period.

595. To restore mutual trust among the FDS, the army will be restructured. Furthermore, ethics, morals and professionalism will be promoted to combat corruption and impunity with a view to restoring trust between the population and the FDS. In this regard, the content of education programs as well as the duration of the training of security agents should be updated and revised to include special courses. Similarly, a system of people's watch should be put in place to ensure transparency in the enlisting of law and order recruits.

596. The effective application of the control and sanction mechanisms contributes to the sensitization of the public and the FDS on the culture of good governance, through behavior change communication actions. In this regard, the Government should train security and defense personnel in republican principles and the rule of law to combat racketeering and all forms of abuse resulting in the violation of human rights. In this regard, the Government must support and strengthen preventive and awareness activities through educational, sporting games and cultural events in order to improve the moral and behaviors of the population.

Promotion of Good Governance at all Levels

Objectives by 2013 and 2015 for Good Governance

597. The objective is to create the conditions through the operationalization of an efficient framework conducive to the restoration of the social capital between the leaders, the institutions

and the population. The success of the implementation of the PRS will be based around the guiding principles of governance, namely (i) accountability of the rulers, (ii) transparency in the conduct of development actions, and (iii) participation of all in the management, with the civil society as the key actor.

598. Specifically, it will entail improving Côte d'Ivoire's scores in the framework of the monitoring of governance indicators.

Table 17: Comparison of performances in the area of governance between Côte d'Ivoire, Ghana and Senegal in 2006

Indicators	Ghana in 2006	Senegal in 2006	Côte d'Ivoire in 2006	Côte d'Ivoire in 2013	Côte d'Ivoire in 2015
Vote and accountability	60.1	49.5	8.7	70	90
Political stability absence of violence	54.8	37.5	2.9	60	70
Government efficiency	57.3	47.4	4.7	60	80
Quality of the regulatory framework	50.7	42.4	14.6	60	90
Rule of Law	51.0	45.7	3.3	50	70
Control of corruption	55.3	41.7	8.3	50	85

Source: World Bank. Note: The higher the index the greater the efforts made by the country

599. The efforts should help improve performances in the area of political, economic, administrative and judicial governance, taking into account, on the one hand, the promotion and protection of Human Rights, and on the other hand, the implementation of an integrated policy on Population and Development.

600. To restore confidence between political actors and the population, the strategy aims at (i) the promotion of the culture of democracy and peace, and (ii) the guarantee of freedom and autonomy of actions of organized associations and the media.

601. To this end, the Government should pursue and consolidate the achievements of the ongoing electoral process, notably the involvement of all the stakeholders in all the stages of the process to guarantee the acceptance of the results of the elections. Similarly, the Government should strive to ensure the credibility of appeal mechanisms depending essentially on justice, security and defense. In this regard, the attitudes and behaviors of the security in charge of protecting the process should contribute to boosting the confidence of the people in the electoral process. Political parties should respect the democratic process that calls for the need to accept the results of the elections in order to preserve social peace.

602. Furthermore, **the strengthening of the legal framework for intervention by civil society organizations** will contribute to guaranteeing their autonomy and foster their involvement in the execution, monitoring/evaluation and citizen control of development actions initiated by the Government, decentralized communities and the private sector. Similarly, it will be necessary **to build the capacities of civil society organizations**, notably the media. Thus, in the area of communication, the credibility and effectiveness of the media will be strengthened,

mechanisms facilitating equitable access to information and quality programs will be put in place, the regulatory and self-regulatory capacities of the media will be strengthened and coverage of the national territory assured.

603. In the context of post-crisis reconstruction, the challenge of restoring confidence between the administration and the population makes the performance and quality of public services vital. To this end, the Government should refocus its missions to take into account the new decentralization policy and clarify the functions of the ministerial departments to avoid overlapping.

Objectives for 2013 and 2015 for Administrative Governance

604. **The objective set by the State in the area of administrative governance** is to improve the performance and accessibility to the services of the administration through the establishment of a program of encouragement, development and strengthening of the capacities of workers in modern management techniques and rapid treatment of files for users.

Targets for 2013 and Indicators

Indicators	Current Level	Target in 2013	Level in 2015
Index of satisfaction of users of the administration	30% in 2006	60%	80%

605. The modernization of public administration as part of administrative governance is necessary in order to meet the challenge of reviving the economy and transfers of state powers to the decentralized entities. The modernization of the public administration should be done through the strengthening of the computerization process and creation of Web sites (*e-government*) for all ministerial departments.

606. This modernization will be based on efficient use and development of existing human resources in order to initiate with determination the requisite reforms and conduct with success the urgent and important actions imposed by post-crisis management. In this dynamic drive, the Government should fully conduct the review of the general status of the public service and specify the career paths of public servants and government agents in the perspective of re-motivating them in the performance of their duties.

607. Also, the Government should (i) enhance transparency in the method of recruitment of public servants and government agents, (ii) rationalize recruitment and assignment of public servants, (iii) put in place mechanisms for monitoring the implementation and respect for rules of good behavior and code of ethics in the civil service, (iv) ensure profile/job appropriateness at high level positions, notably through the regular publication of vacancies and competition among applicants. The building of the capacity of public servants will also constitute a constant concern, the identification of further training needs, formulation of appropriate programs and execution of the training activities.

608. In this regard, the system of control, inspection and evaluation in the administration will be strengthened particularly by institutionalizing the operational auditing and building the capacities of the actors.

609. In the area of administrative reforms, the Government will strengthen the institutional decision framework, by fostering the creation of a space for political dialogue for the purpose of promoting strategic studies and policy analysis. It will also contribute to improving inter-ministerial consultative and coordination procedures as well as the follow-up of governmental decisions. This will entail enhancing institutional communication by improving the capacities of existing structures as part of their prerogatives and in fulfilling their mission to inform and dialogue with the public beyond the administrative setting.

610. Furthermore, the Government will ensure the regular publication of the gazette and large-scale dissemination of normative instruments. The administrative reform will also entail (i) the definition of standards for the creation and organization of public services notably simplifying and formalizing administrative working methods, (ii) the review of the administrative procedures to correct the structural dysfunctions prejudicial to users of public administration, in terms of reliability, safety and time frame for obtaining administrative documents.

Objectives for 2013 and 2015 for Judicial Governance

611. **The objective in the area of judicial governance** is to facilitate equitable access to justice services for all. The specific interventions should help increase the level of coverage of the tribunals and representativeness of agents of the justice department, and improve the conditions of detention, ensure the rapid treatment of files and enhance the functions of education and training of penal institutions.

Targets and Indicators for 2013 and 2015

Indicators	Level in 2008	Target in 2013	Level in 2015
Ratio of magistrates per inhabitant	1 to 40,000 inhabitants	1 to 25,000 inhabitants	1 to 10,000 inhabitants
Proportion of temporary detainees among the prison population	3/5	1/2	1/3
Average duration of preventive detention for crime	24 months	18 months	12 months
Average duration of preventive detention for offence	12 months	6 months	4 months
Percentage of cases judged within the requisite time frame out of cases taken	60%	50%	30%
Corruption Perception Index (PCI)	150 th out of 179 countries	Among the first 100 countries	Among the first 80 countries

612. To uphold the rule of law, the country's system of governance must promote independent, diligent and credible justice in the service of the population. To achieve this, the institutional deficit which is weakening the judicial system should be filled with the setting up of a High Court of Justice and supreme jurisdictions notably the Court of Cassation, the Council of State and the

Court of Accounts pursuant to Article 105 of the country's Constitution. In the same vein, the Government should build the capacities of the National Institute of Judicial Training. Besides, the inspection capacities of the judicial services will be strengthened to ensure adequate control for the efficient running of the judiciary system. To this activity should be added the computerization of the clerks' offices and setting up of a computer network of the penal system as well as a system of dissemination of the doctrine and jurisprudence. Finally, the penal system should be reformed to put an end to abusive preventive detention.

613. To foster access by the population to quality judicial services, new jurisdictions should be created and the justice workforce strengthened. Also, the Government should provide judicial assistance to disadvantaged persons through lawyers who will be assisted to facilitate their settlement or redeployment to poor regions. Furthermore, the cost of judicial services will be tailored to the financial capacities of the people. Laws and judicial procedures will be popularized to familiarize the communities with their rights.

614. Apart from the quest for professionalism that will require the provision of all the necessary tools for the smooth running of the judiciary, it is necessary to put in place within the framework of the Higher Council of Judges, a system of evaluation and control for actors of the judicial system.

615. With regard to juvenile justice, specific measures will be instituted to create alternative detention spaces where children will receive psycho-emotional support and adequate vocational training to facilitate their reintegration into the society. Juvenile justice will be improved at the legislative and judicial level: the Penal and Penal Procedure Codes will be reviewed in accordance with international standards.

616. To improve detention conditions, the Government will need to increase the penitentiary workforce and budgets allocated to prisons for the feeding and health of inmates. Prisons will be rehabilitated and their reception capacity increased. Furthermore, the Government should strengthen the capacity of prison inspection staff to ensure adequate control of the smooth operation of the penitentiary apparatus, put in place programs for the rehabilitation of inmates and develop alternatives to prison sentencing. The Government should also undertake the review of the penal legislation.

Economic Governance

617. **Economic governance** will aim at restoring trust among the leaders, institutions and the population and ensuring the equitable redistribution of national resources.

618. To this end, the traceability of resources should go beyond financial and accounting aspects and establish a link between the levels of financial execution and effective implementation of activities or physical execution of infrastructure. Thus, the promotion of internal and external audit culture in the management of public resources will be developed to identify weaknesses and provide adequate corrections. Furthermore, the Government will pursue the strengthening of the transparency and effectiveness in the management of key sectors of the economy. The involvement of the Government in the financing of public enterprises should be explored in relation to comparative advantage for economic development. To that end, the optimal list of enterprises should be reviewed according to a defined frequency and in relation to their contributions to the development process.

STRATEGIC ORIENTATION 5: DECENTRALIZATION AS A MEANS OF PARTICIPTION BY THE POPULATION IN THE PROCESS OF DEVELOPMENT AND THE REDUCTION OF REGIONAL DISPARITIES

619. The efficient implementation of the actions under this component will contribute in a sustainable manner to attain the expected outcome, which is the restoration and strengthening of the foundations of the Republic. In this perspective, the objective set is to promote increased involvement of the population in the management of local development. Specifically, it will help enhance the value of local wealth.

Objectives for 2013 and 2015

Indicator	Level in 2008	Target in 2013	Level in 2015
Share of own resources in the budgets of local communities	37%	50%	70%
Rate of participation of the population in local development actions	25%	60%	75%

620. **In terms of decentralization**, government intervention will focus on: (i) involvement of the population in the management of the Communities; (ii) strengthening the capacities of the decentralized Communities and local administration; (iii) effective transfer of the powers of the State to the decentralized Communities; and (iv) reduction of regional disparities. Furthermore, HIV/AIDS control should be integrated into the development activities of each community.

621. The involvement of the population requires that it should be associated with all development initiatives. To this end, the local communities (Communes, Departments and District) should regularly consult the population, better organize it and make it aware of its responsibilities with a view to ensuring ownership of the developments actions initiated. In this perspective, the local communities should ensure the establishment and effective and regular functioning of the committees as well as the advisory bodies instituted by the law (departmental economic and social committee, Advisory Committee of the District).

622. **The efficient involvement of the population in the management of the communities** calls for appropriate capacities. The Government should take the necessary measures to strengthen the human, financial and material capacities of the decentralized communities and local administration. The strengthening of capacities in human resources will be achieved, first of all, through the training of agents of the decentralized communities and local administration in the design of development programs and the promotion of quality community services (potable water, electrification, roads, civil status, sanitation, public markets, etc.).

623. The strengthening of capacities also entails the promotion of decentralized cooperation, notably the cooperation between Ivorian local communities and the development of international partnership ties. The State should also encourage locally elected representatives and their workers to master the legislation and management rules of the communities, as well as the principles of good governance. Particular emphasis should be placed on strengthening statistics capacities to ensure that the needs of the population are effectively addressed as well as the efficiency of the accountability mechanism.

624. In addition to human resources, it is also important to enhance the financial viability of the local communities. To that end, the State should also increase its subventions to the decentralized communities and effectively apply the public tax distribution system by paying in totality and on timely basis these resources to the beneficiaries. The State should also help the local communities to develop their own resources, notably local taxes and duties. This action aims at increasing their contribution to the local budget. Moreover, the State must introduce incentives to attract private investors and support local entrepreneurial initiatives. Furthermore, Government must take incentive measures to attract private investors and support local entrepreneurial initiatives. For their part, the decentralized entities should promote the economic integration of the local population, by promoting income-generating activities and tapping into development opportunities at the local level.

625. The Government should also build the intervention capacities of the local government. To this end, it is important to clearly distribute the respective responsibilities of the central and local administrations and provide the local government with necessary human, financial and technical resources to provide advisory support and ensure control of the activities of the decentralized communities, as well as the establishment of databases.

626. Moreover, the efficient accomplishment of the missions of the decentralized administrations requires effective application of the law on power transfer from the State to the territorial local communities. To this end, the Government should adopt, disseminate and popularize all the statutory texts accompanying the said law, and disseminate those on decentralization. It must also redefine the conditions for creating new communities, taking into account the viability of the economic space. This strategy will enable the communities to have adequate resources to efficiently implement their development policy, which should be contained in the local development plans, with tried and tested monitoring-evaluation systems.

Promoting a balanced development

627. **With regard to land use planning**, the Government should harmonize development over the entire national territory, by ensuring a balanced coverage in terms of development infrastructure. In this perspective, appropriate actions and measures must be initiated in order to efficiently combat patronage and favoritism in the conduct of development activities. On the other hand, rigorous planning should underlie the implementation of all infrastructural development activities. It is also important to encourage the culture of initiative, so as to promote the implementation of development projects initiated by the communities.

628. The Government's physical planning policy must take the local potential into account, in the mapping of administrative districts, with a view to developing regional economic centers. It must also build the infrastructural capacities of under-privileged communities, open up communities by upgrading radio and television coverage and reinstating the practice of rotational Independence Day celebrations in the regions. Finally, to optimize the outcomes of activities initiated for the population, Government must ensure effective implementation, monitoring and evaluation of local development plans.

OUTCOME 2: TRANSFORMATION OF CÔTE D'IVOIRE INTO AN EMERGING COUNTRY

629. To succeed the challenge of economic emergence, Côte d'Ivoire should put in place a sound macro-economic framework and a global business environment of international scope. Economic growth should rely on the development of transport infrastructure as the basic link for driving other sectors of activity like agriculture, mining and energies and ICTs. The development of these sectors should promote a conducive environment for boosting the private sector as an engine of growth and wealth creation.

630. Hence, the main pillar of the strategy for the economic emergence of Côte d'Ivoire will be built around the transport infrastructure sector. The development of this sector will facilitate the creation of a favorable dynamics for the movement of people and goods, notably the accessibility of agricultural harvests through their evacuation from the production areas to the markets. Indeed, Côte d'Ivoire is an agricultural country that needs to rely on an efficient road network and elimination of obstacles to the competitiveness of raw materials and food items, sources of wealth creation in rural areas.

631. Beside the agricultural sector, the mining, energy and ICT sectors should take advantage of the more efficient economic infrastructure to cover all the areas of the country. Such a framework should promote the emergence of a competitive private sector to enable the country to ensure the local processing of its agricultural raw materials and minerals, a source of wealth creation and support for growth.

632. To accompany these sectors, several important reforms should be carried out to facilitate the emergence of a competent administration, the availability of human resources with enhanced capacities, renovated and modern physical infrastructure and the existence of a competitive private sector supported by a dynamic and innovative financial and banking sector.

633. In the framework of the transformation of Côte d'Ivoire into an emerging country, the main outcomes sought are: (i) the sectors of the economy are integrated, coherent and transparent and efficient management of the economy promotes sustainable economic growth; (ii) the private sector is developed, competitive and creates jobs and wealth; (iii) sustainable access to energy resources and profitability of mining exploitation are improved; (iv) the labor force, notably those in rural areas have a source of adequate income and cater for their needs; (v) the incomes of rural actors are improved; (vi) tourism and cottage industry are developed and constitute sectors for the creation of jobs and wealth; (vii) artistic, cultural and literary creators live on the results of their output; (viii) the movement of people and goods is improved; (ix) teenagers, young and adults with or without a basic education are trained in a trade and supported in their professional insertion; (x) holders of the *baccalauréat* or equivalent certificate have access to quality training in higher education enabling them to find a job; (xi) scientific research and technological innovation are the engine of economic, social and cultural development.

STRATEGIC ORIENTATION 2: STABILIZATION OF THE MACROECONOMIC FRAMEWORK

Objectives for 2013 and 2015

634. The objective is to support growth through economic stabilization with a growth rate of around 5.8% over the period 2009-2013 and through economic renaissance with more than 7% by 2015.

635. Specifically, it will involve respecting all the convergence criteria of WAEMU from the year 2010 and succeeding in the implementation of all the reforms planned in the economic and financial program signed with the IMF and technical and financial partners.

636. Efforts to be provided in this regard will be in line with the framework of a more efficient and effective management of public finance which will be based on optimization in the use of public resources and budget expenditures. To that end, the implementation of the PEMFAR reforms in the short and medium-terms should accelerate the stabilization of the macro-economic framework.

Targets and indicators set

Indicators	Level in 2008	Target in 2013	Level in 2015
Real GDP Growth Rate	2.9%	6.0%	7.0%
Real per capita GDP Growth	-0.4%	2.7%	3.7%
GDP/capita (in Thousands of CFAF)	484.5	615.7	-
Inflation Rate (WAEMU Convergence Standard)	3%	3%	3%
Rate of Investment (Gross fixed capital formation)	8.7% in 2005	30%	35%
Basic Primary Balance (in % of GDP)	0.8	1.3	1.3

In the area of Revenue Collection

637. The objective is to raise the tax receipts at least to the level of the community standard of 17% before 2011. The strategy will consist in identifying all the constituent elements of the tax and customs base. There is also need to identify all the para-fiscal revenues. To that end, legislative and regulatory measures must be taken, with as a support the strengthening of the fiscal and customs departments.

In the area of public expenditure

638. The objective is to reduce unproductive expenditures to a level below 10% of the total amount of the budget expenditures excluding debt servicing by 2011. The strategies consist in identifying and reducing double counting, hidden costs and over invoicing on the one hand and strictly applying the principles of rationalization of budget choices (RCB) on the other hand. Concrete measures will aim at enhancing the capacities of structures in charge of *a priori* and *a posteriori* controls and demanding detailed reports accompanied by eventual sanctions.

639. **Concerning the development, execution and evaluation of the budget**, the Government will pursue the implementation of the reforms planned in the framework of the “PEMFAR” study. Specifically, it will see to: (i) the conformity of the functional classification of the budget to the Public Financial Statistics Manual of 2001 while highlighting the expenditures incurred on poverty reduction, (ii) putting budget credits at the disposal of ministries on a quarterly basis, (iii) strengthening the control of the release of resources to the units in charge of providing primary services, (iv) establishing programs for verification of financial managements based on the risks.

640. **With a view to improving transparency** in the restructuring of the cocoa sector, the quasi-fiscal levies will be incorporated into the budget from 2009 with counterparts in operational expenses for the new management structure and for the FIMR. This mechanism will require the establishment of appropriate mechanisms for ensuring the representation of farmers and the industry sector in the management of the sector. This budgeting of quasi-fiscal levies will concern only investment, i.e. for the FIMR.

641. **In the perspective of further improving governance, transparency and efficiency in the management of the cocoa sector**, the following additional measures will be implemented during the year 2009: (i) reducing the registration tax from 10 % to 5% of the CIF price and refraining from increasing any other tax and duties in the cocoa sector; and reducing the DUS from CFAF 220/Kg to CFAF 200/Kg in 2010; (ii) conducting and publishing the external audit on the use of the FIMR for the period 2007-2008; (iii) completing and publishing the financial and organizational audit of the four entities (FRC, BCC, ARCC, FDPCC) as well as the inventory of their assets, liabilities and debts.

642. The global taxation of the cocoa sector (including all the taxes and quasi-fiscal duties of all kind), should not represent more than 22% of the CIF price by 2011. Concerning the suggested farm-gate price of cocoa, it was fixed at CFAF 700/Kg for the 2008-2009 season as against CFAF 500/Kg during the last quarter of the past season; representing an increase of about 40%. This suggested price which represents only 60% of the FOB price is attractive in the Ivorian context where the sector must support a global taxation of CFAF 342/Kg. The payment of such a price, given the declining trend of prices and the poor state of rural roads is a real challenge which the authorities and the CGFCC should take up. To that end, it will involve finding short and medium-term solutions to enable the farmer to negotiate at farm-gate a more remunerative price.

643. **The Civil Servants Pension Fund (CGRAE)** will be restructured, through: (i) the holding of tripartite negotiations between the social partners, the State and the retirees with a view to arriving at an agreement on the new parameters and (ii) the implementation of the parametric reforms through a review of the texts governing the CGRAE, accompanied by the implementation decrees.

In the area of management of public contracts

644. The Government will try very hard to strengthen the existing mechanisms and pursue the reforms already started by implementing the following measures: (i) completing the set of regulatory rules in conformity with Directive 4 of the UEMOA; (ii) adopting a mechanism for evaluation of the capacities of the contracting parties which justifies their level of responsibility; (iii) enhancing the legal and operational framework of the mechanism for categorization of enterprises; (iv) reviewing the public procurement code to ensure greater efficiency and

transparency in the resolution of disputes; (v) adopting a regulatory arrangement guaranteeing the development of procurement plans at the technical and financial level in line with the budget time-table; (vi) defining a legal framework that obliges the contracting authority to conduct studies prior to the budgeting of projects and which organizes their supervision.

In the area of management of public debt

645. The main objective of the Government is to make the debt viable in the long-term. The strategy for attaining this objective requires taking the measures in the following paragraphs.

646. **At the institutional level**, it will involve: (i) accelerating the conditions for implementing loans, notably the signing of the ratification decree; (ii) putting in place a national plan for strengthening capacities in debt management and (iii) creating a national multi-sectoral committee in charge of monitoring the debt policy and analysis of the viability of the debt.

647. **At the level of the operational management of the debt**, it will be necessary to (i) centralize the data, coordinating aid and regularly harmonize the data with the development partners; (ii) publish on the Internet site of the DGTCPC the information on debt for the general public; (iii) train the actors in loan negotiation techniques, practices of donors and control of the national and international environment; (iv) put in place a mechanism for managing the issuing of public securities and management of the treasury and (v) train the project managers on the disbursement procedures of donor agencies.

648. In the framework of the **new debt policy**, (i) the Government pledges to resort to external funding in the form of grants or more concessional loans; (ii) it shall not contract nor guarantee any external borrowing with a time frame of less than one year, except for normal credits on imports; and (iii) Côte d'Ivoire will strive to improve the management of its external debt.

649. The new debt policy will take into account (i) the magnitude of the deficits and needs for poverty reduction; (ii) the conditions for use and management of the external resources mobilized; (iii) the profit from projects and investments funded with external resources and notably their impact on growth and development; (iv) the trend of the country's repayment capacity; (v) conditions for development of the domestic debt and their share in the total funding and (vi) the determination of the debt ceilings.

650. The **traceability of resources** will go beyond the financial and accounting aspects to establish a link between the levels of financial execution and effective implementation of the activities or the physical realization of the infrastructure. Hence, the promotion of the culture of internal and external audit of the management of public resources will be developed in order to detect the weaknesses and provide appropriate corrections. In addition, the State will pursue the enhancement of transparency and efficiency in the management of the key sectors of the economy. The participation of the State in the funding of public enterprises will be studied according to the comparative advantages for economic development. To that end, the optimal list of public enterprises will be examined on a regular basis and according to their contributions in the development process.

651. To improve the macroeconomic projection, the "BUDGECO" and "ECOMAC" models will be updated. In addition, the users of these tools will benefit from capacity building in the area. Moreover, a model of analysis of the impact of economic policies on poverty indicators and

a sustainable development model (T21) should be put into place. The budget execution tools, notably SIGFIP; SIGBUD; ASTER; SIGMAP and RICI-EPN will also be improved.

652. **Medium-term expenditure frameworks (MTEFs)** will be gradually developed in all the sectors and at the level of the local communities in order to promote a program approach with clearly defined objectives and performance indicators and to put in place a system for allocation of resources in coherence with the sectoral and inter-sectoral strategic priorities of the Government. The pilot phase will concern a few social sectors and basic economic infrastructure, agriculture and rural development. In the absence of a MTEF, the programming and budgeting of poverty reduction expenditures will be done with the help of a matrix of priority actions during the first three years of implementation of the PRSP. In this perspective, quarterly reports will be prepared on the use of the resources transferred in the framework of the HIPC initiative.

653. The alignment of the development partners with the priorities of the Ivorian Government will be promoted in respect of the principles defined in the Paris declaration on debt efficiency. The passage from project and or/program aid to budget aid will also be developed, in collaboration with the donors.

654. In the area of **the development of national statistical production**, the Government will see to improve the production of statistical data to strengthen the capacities of existing structures and institutionalize the publication and dissemination of the sector statistical data.

Development of economic infrastructure

Objectives for 2013 and 2015 for the transport infrastructure sector

655. The development of transport infrastructure is perceived as the main link that must precede and accompany the development of the other sectors of activity.

656. The objective set is to: (i) succeed in facilitating access, by roads practicable in all seasons, for all the sub-prefectures and villages and eventually camps of the country and to link them to an efficient system of paved intercity urban and international roads and (ii) develop ports and airports infrastructural facilities of the country in a way as to make them highly competitive in order to make Côte d'Ivoire a reference Hub in commercial exchanges at the level of the West African sub-region or even at the international level.

657. The attainment of this objective requires the prior application of a number of reforms, notably at the level of the road sector. These reforms should capitalize on all previous experiences in this sector so as to provide adequate responses to the weaknesses identified in the current policy of maintenance of the road network. In this reflection, the State should study the conditions for having a minimum of road maintenance equipment to ensure rapid interventions in all places and in all seasons on the different roads.

Targets and Indicators

Indicators	Level in 2008	Targets in 2013	Level in 2015
Road Infrastructure			
Development, rehabilitation and maintenance of road infrastructure			
<i>N1 national inter-city roads: Comprising motorways, national roads of international interest and heavy traffic national roads</i>			
BB tarred 2x2 carriage liner motorways	142 km	357 km	442 km
BB tarred 2x1 carriage linear roads	1,809 km	2,167 km	2,309 km
SA tarred 2x1 carriage roads	2,211 km	2,568 km	2,711 km
GL covered 2x1 earth roads	6,241 km	-	6,241 km
<i>N2 national inter-city roads: Comprising national roads of regional interest</i>			
BB tarred 2x1 carriage linear roads	762 km	1,048 km	1,162 km
SA tarred 2x1 carriage roads	932 km	1,360 km	1,532 km
GL covered 2x1 linear earth roads	8,785 km	-	8,785 km
<i>N2 national inter-city roads: Comprising national roads of regional interest</i>			
SA tarred 2x1 carriage linear roads	117 km	200 km	234 km
GL covered 2x1 linear earth roads	65.085km	66.514 km	67.085 km
<i>Urban roads: Concerns only road networks in major towns</i>			
BB tarred 2x3 carriage express ways	185.5 km	200 km	206 km
BB tarred 2x2 carriage express ways	289.5 km	325.2 km	340 km
BB tarred 2x1 carriage road network	1,945 km	2,088 km	2,145 km
SA tarred 2x1 carriage road network	792 km	1,005 km	1,092 km
GL covered 2x1 linear earth road network	3,881 km	4,310 km	4,481 km
BB tarred 2x3 carriage express road network	185.5 km	200 km	206 km
BB tarred 2x2 carriage express road network	289.5 km	325.2 km	340 km
Other transport infrastructure and services			
Lagoon waterways	10.4 km	85.6 km	115.7 km

658. These strategies should be combined with an improvement of the transport services which are organized around the improvement in both quality and quantity of the promotion of safety and security of these services. Given the intensity of the traffic along the Abidjan-Lagos roads, of the rail network (Senegal, in Burkina Faso, in Côte d'Ivoire) and the Mano River (Liberia, Guinea, Sierra Leone and Côte d'Ivoire), which constitutes a major factor for the spread of HIV/AIDS, this improvement should take into account the intensification of the fight against HIV/AIDS among the operators, users and communities settled along migration corridors, in transit zones and strategic transport zones in order to ensure sustainability of the interventions in this sector as well as its development.

659. Similarly, specific measures are recommended at the level of some transport sub-sectors, with a view to making them more dynamic in order to facilitate the movement of people and goods. Hence, for the road transport, these measures consist in the connection of all departmental capitals to the paved road network and the effective transfer of powers to the local communities.

660. **At the level of maritime and river-lagoon transport**, the measures will concern the improvement of the efficiency of the ports, enhancement of the exploitation of the lagoon water bodies and particularly, the enhancement of the participation of nationals in maritime transport. Specifically, there is a need to develop the infrastructure and services of the Abidjan port authority with a view to repositioning it as a leader in the sub-region. In addition, there is a need to undertake the rehabilitation and extension of the San Pedro Port Authority to make it a complementary port thanks to the export of forest, agricultural and mining products both national and sub-regional.

661. **At the level of the railway system**, the strategies will aim at making the services more competitive. To that end, it will be necessary to construct and improve the rail infrastructure but especially to ensure the rail connection with the port of San Pedro and the West of the country.

662. For **air transport** the objective will be to have a safe space and airports, protected and efficient, and to promote national traffic.

663. In total, the infrastructure and quality services will help to support urban and intercity road transport sectors. Moreover, this sector will help to ensure, not only the reduction of the distance between Côte d'Ivoire and its neighboring countries in terms of transport, but also servicing specific zones for industrial, mining and mineral production.

664. Additional measures are also important to facilitate the movement of people and goods. They concern notably the improvement of public transport services and the effective application of measures for putting an end to racketeering. They are also related to the safeguarding and protecting of administrative documents as well as the reduction of their number for obtaining titles of exploitation of transport services. These measures also aim at the modernization of bus stations, the application of measures for the respect of safety standards for transportation of people and goods and the establishment of a specific program for funding the sector.

665. Concerning the air transport sector, the development of infrastructure and services may facilitate the granting of the « Federal Aviation Administration » certification for the FHB airport and ensure the promotion of a supply of quality air transport service as well as the increase in air traffic.

666. **For road safety**, the implementation of more dynamic measures will contribute to prevent traffic accidents and reduce their gravity. These measures are mainly organized around the re-adaptation of the institutional, legal and financial framework of OSER, the completion of the reform of road safety and the creation of a center for practicing driving. These measures concern also the enhancement of sensitization in the area of road safety, particularly for the rural population. The same applies to the strengthening of the human and financial capacities of OSER as well as the renewal or maintenance of vehicles.

Increasing the capacities in hydrocarbons and exploitation of the mining potential

667. Concerning **hydrocarbons**, the objective is to increase the level of production with a view to increasing Government revenues. This implies the strengthening of the intensification of investments in this sector. To that end, the efforts should aim at giving effect to the oil code, to strengthening the mechanisms for transporting petroleum products as well as ensuring a transparent and participatory management of the sector.

668. In the mining sector, the main objective is to increase mining production through the exploitation of the deposits discovered and transformation of the substances extracted with a view to increasing the revenues of the State, creating jobs while protecting the environment.

669. To attain this objective, the strategy to be implemented will consist in enhancing the intervention of national mining companies through the creation of a support fund, creating more attractive conditions for foreign investment. These measures may be combined with the production of geological and mining exploitation data maps, as well as the rehabilitation and equipment of the mining infrastructure.

Services in competitive and accessible ICTs

670. **The Information and Communication Technologies (ICTs)** represent one of the three major pillars of the economic emergence desired by Côte d'Ivoire. In that regard, the priority objectives aim at promoting their emergence and accessibility as a means of ensuring sustainable development, both for the population and for SMEs/SMIs over the entire national territory. Specifically, it involves (i) reducing the costs of services and equipment with a view to facilitating access to ICT services for a greater number of people, (ii) developing the telecommunications infrastructure and aids and (iii) applying the liberalization policy of the television sector.

671. **The reduction of the costs of services** will rely on a supportive policy of reducing the tax burden on imports of modern equipment for popularization of ICTs at all the socio-economic levels. Indeed, the reduction of the cost factors will permit private operators to invest in the development of infrastructure and improve the performance and quality of the services proposed.

STRATEGIC ORIENTATION 3: CREATION OF JOBS AND WEALTH THROUGH SUPPORT FOR RURAL AREAS AND THE PROMOTION OF THE PRIVATE SECTOR AS AN ENGINE OF GROWTH

Revitalizing the Private Sector

Objectives for 2013 and 2015

672. The objective is to develop a more competitive private sector, provider of jobs and wealth. It will involve promoting the creation and development of enterprises. Specifically, the efforts to be deployed by the Government should contribute to facilitate the emergence of a more solid private sector capable of transforming national production of raw materials with a view to increasing the export value added. The attainment of the major objectives should be organized around strategies involving all partners of the sector.

Target and Indicators

Indicators	Level in 2008	Target in 2013	Level in 2015
Rate of Private Investment	7.5%	12.9%	13%
Time frame for establishing an enterprise	40 days	30 days	20 days

673. **Revitalization of the private sector** is key for wealth creation and economic stability. The crisis has taken a heavy toll on the sector, as evidenced by the disorganization of existing structures and weakening of their competitiveness.

674. Consequently, the business environment should be improved and supported by incentives for the promotion and diversification of private investments. These policies will entail the development of actions to bolster the contribution of the private sector to wealth creation.

675. Specifically, the measures will focus on (i) the creation of a legal and institutional framework for the emergence of a vibrant private sector and an effective SME network, (ii) pursuit of anti-corruption measures, notably the fight against racketeering and various harassments as well as the elimination of fraud and counterfeiting, (iii) clearance of the domestic debt especially debt owed to the private sector, (iv) building of the organizational capacities of professional SME organizations, and (v) restructuring and upgrading of industrial enterprises.

676. **The performance and profitability of businesses** should be improved through specific measures to reduce the cost of some production factors and ensure their ample supply. Similarly, the increased productivity of enterprises should be achieved through improved levels of technology and investments. Also, the competitiveness of businesses should be based on research and development (R&D) geared toward innovation. Indeed, the strengthening of R&D should contribute to the processing at local level of raw materials, thereby generating value added and improving the quality of industrial products in order to render them more competitive. The competitiveness of national products should help conquer new sub-regional and international markets.

677. **The financing of SME/SMI activities** should be supported by the establishment of a guarantee, investment and refinancing fund. Similarly, the systems of corporate financing will be improved. To this end, in partnership with financial structures specializing in savings collection, decisions should be taken to reduce the cost of credit, increase medium and long-term credits to SMEs, improve access by a larger number of SMEs to the regional stock market (BVRM), notably through the creation of an SME section at the BRVM and support to the emergence of venture capital companies.

678. Specifically and given the role that it could play in the implementation of poverty reduction policies, the legal regulatory and institutional environment of microfinance should be improved in order to facilitate a more secure development of the sector. Besides, specific actions should be carried out in order to arrive at an establishment of decentralized financial systems in zones that are not covered, notably in rural areas.

679. With a view to meeting the funding needs of the target public through microfinance, it seems necessary to promote its integration into the financial sector by strengthening the ties with the banks, financial institutions and insurance companies. Finally, appropriate measures will be

taken in order to enhance the performance of UNACOOPEC-CI and make good its financial deficit.

680. **A reorganization of the private sector support measures** should facilitate the popularization of local expertise and support and encourage businesses to request national assistance services. To do this, the capacities of existing structures namely CEPICI, APEXCI, LANEMA and CODINORM should be developed. As part of the constant search for a mechanism promoting the emergence of a competitive and wealth creating private sector, a State-private sector consultative framework should be put in place to assess the results of the incentives.

681. **With regard to the trade sector**, the overall objective is to promote trading activity through a better integration of nationals into the industry and by strengthening trade promotion structures (OCPV, CCI, APEXCI). Specifically, actions to be undertaken with regard to domestic trade should include (i) the organization of domestic trade, (ii) promotion and strengthening of the professionalization of distribution channels, and (iii) putting in place of a domestic trade financing system. To achieve these objectives, the civil society must endeavor to uphold consumer rights.

682. **With regard to pricing and competition**, a constant watch should be kept to combat abuse of dominant position, ensure the display of prices and create an observatory for monitoring price trends and parities in collaboration with consumer associations. Furthermore, metrological controls should be reinforced through measuring instrument verification campaigns (ad-hoc, periodic controls and surveillance). This will require an improvement of material and institutional capacities. Finally, attempts should be made to assist in ensuring constant supply to markets through measures aimed at improving distribution, increasing supply and enhancing the activities of small distributors.

683. **With regard to external trade**, actions will focus on export promotion through (i) the diversification of outlets and export products, (ii) incentives for the processing of commodities, (iii) strengthening the promotion of export products, (iv) putting in place financing mechanisms adapted to exports by financing institutions, and (v) strengthening of trade missions in the country's embassies. Export prices can also be improved through the adoption of a quality approach to exports, training and/or recruitment of stockbrokers and foreign exchange dealers on the international stock markets and strengthening the system of information on export products.

684. Finally, the Government should pursue the implementation of international agreements by (i) managing imports governed by regulations, (ii) monitoring the implementation of WTO agreements and other agreements relating to international trade, (iii) building the capacities of experts responsible for international negotiations and (iv) putting in place a system of trade and technology monitoring.

685. **The culture and tourism sectors** could develop rapidly and contribute significantly to employment and wealth creation.

686. **Concerning culture**, the overall objective is to enable the stakeholders to reap the benefit of their works. Strategies to be pursued to achieve this objective will entail (i) the identification and, restoration of the cultural heritage, (ii) protection of intellectual properties by combating piracy, (iii) creating and rehabilitating cultural and artistic spaces.

687. **With regard to tourism**, the objective is to make the tourist industry a sector for socio-economic development. Indeed, strategies to be developed in the sector will concern (i) the identification and development of new tourist sites; (ii) training of stakeholders in marketing to improve the quality of services, (iii) creation and improvement of access infrastructure (roads, bus stations, airports) at tourist sites, (iv) protection of tourist sites and (v) intensification of investment promotion in the tourism and hotel sectors. To this end, the Government should put in place an adequate institutional and legal framework for tourism development and promotion. Also, the country should participate in the organization of various forums aimed at promoting Côte d'Ivoire as a tourist destination.

688. **Information and Communication Technologies (ICTs)** contribute to socioeconomic development. In this regard, the priority objectives aim at fostering their emergence and access as a means of sustainable development. Specifically, the aim would be to (i) reduce the costs of services and equipment to facilitate access of a great number of people to ICT services, (ii) develop telecommunications infrastructure and media, and (iii) enforce the policy of liberalization of the television industry.

689. **The reduction of the cost of services** will be based on tax exonerations for importation of ICT equipment for outreach activities at all socioeconomic levels. Indeed, the reduction of factor costs will attract private investments in infrastructure development and enhance the performance and quality of the services proposed.

Modernization of rural sectors and intensification of agriculture

Objectives for 2013 and 2015 for development of the rural sector and agriculture

690. In the perspective of achieving the MDG on elimination of hunger, the objective is to reduce malnutrition and ensure food self-sufficiency based on a more competitive and more lucrative agriculture for the producers.

691. Specifically, the efforts should be intensified in favor of support for the rural sector, thanks to the implementation of targeted programs. It will therefore involve: (i) making agriculture a real profession to which the farmers will be prepared through appropriate qualifying technical courses; (ii) modernizing farm enterprises at the technical level and their management by promoting a rational use of inputs and genetic material selected; (iii) improving the environment of the farms, particularly concerning funding problems (protection of savings, access to credit for investments, subventions, incentives, risk management); (iv) improving the development and transformation of agricultural products and by-products; (v) ensuring a rational and sustainable use of the rural space through better protection and development of the natural fishery and forest resources as well as through efficient water control; and (vi) realizing structuring investments in rural areas such as dams, storage warehouses and slaughter houses, etc.

Targets and indicators

Indicators	Level in 2008	Target in 2013	Level in 2015
Share of Agriculture in GDP	23%	19.9%	-
Rice Production (in tons)	800,000	1,600,000	2,000,000

692. The Government has expressed a desire to reduce the preponderance on the part of agriculture in the GDP in order to promote the diversification of non-agricultural activities.

693. **In rural areas**, apart from the interest for land exploitation for production of raw materials, the other potential is not adequately developed. The main objective is to increase the contribution of the rural sector to GDP and raise the standard of living of rural actors through a development of resources and potential conducive for sustainable development. To that end, an Agricultural Orientation Law will be prepared and submitted to the National Assembly for voting. It will help to better specify the national strategic options in the agricultural sector and initiate important public investments in favor of modernization of the rural sector.

Improvement of the productivity and competitiveness of agricultural produce.

694. The Government will see to creating favorable conditions for improving agricultural productivity through the promotion of an *intensive and mechanized agriculture* using rationally the water resources and modern farming techniques. To that end, the *control of water* for hydro-agricultural, fish farming and pastoral use will require: (i) the strengthening of the capacities and sensitization of the actors of the sector in the area of rational management of water; (ii) the rehabilitation and development of irrigation areas.

695. The increased productivity should be based on the *results of scientific research* and innovation. Research conducted by the CNRA and other agricultural research structures will therefore be better developed with a view to enhancing the agricultural performance, notably through the availability of improved seeds.

696. Furthermore, the re-definition of the type of interventions (general interest support and direct support to producers) should help revitalize the *services* provided and facilitate training-advice.

697. The funding of agriculture will be reorganized and strengthened in order to facilitate for farmers access to inputs and modern agricultural materials at affordable prices. Guarantee, subsidy and disaster funds will notably be put in place.

698. **The improvement of the quality** of production will also be promoted in order to meet the standards of the national and international market. This will also have positive impacts on the selling prices. In addition, a set of measures should permit (i) the establishment of an incentive program for renewing plantations; (ii) the implementation of techniques required for the conservation of products and post-harvest losses; (iii) the promotion of local processing of agricultural produce through micro-industries in order to benefit more from the value added and better redistribute it to the farming interests; (iv) encouragement of the diversification of non-

agricultural activities in the rural sector, through notably the development of tourist sites in rural areas and creation of artisanal activities.

699. **The organizational capacities of agricultural producers and professionals** will be strengthened with a view to ensuring increased professionalism of all the sectors (export commodities and food crops).

700. In order to promote wealth creation, agricultural production activities should be organized around the improvement of marketing and distribution channels as well as market information systems. The diversification of outlets will also be promoted, notably by exploring markets of the sub-region for the marketing of horticultural products in general, particularly pineapple and banana.

701. Special attention will also be paid to the establishment of AIDS control programs for rural population groups.

702. The *agricultural sectors will be reorganized*, particularly those of coffee and cocoa, cotton and cashew, notably by (i) identifying functional agricultural professional organizations (APOs) and withdrawal of authorizations from those that are no longer functional; (ii) creating mechanisms for independent control; (iii) adopting measures on accountability; (iv) ensuring the increase of the remuneration effectively paid to farmers.

703. Adequate access of rural actors to basic social services (notably education, health, rural roads, energy services and Information and Communication Technologies) will retain the attention of the Government. All the more so since the majority of the poor are concentrated in the rural sector, and who for various reasons are facing difficulties in accessing social services.

Management of rural lands

704. **Land occupancy is often a source of conflict.** In a bid to find lasting responses that uphold land rights, the Government will ensure the implementation of the rural land law. To this end, not only should awareness actions be undertaken, but also the law should be amended by allowing for an extension of the time required for the exercising of customary rights over rural land and for transforming the land certificate into land title or a long-term lease. The Government will initiate training actions for land title officials, notably the staff of the Ministry of Agriculture and rural land management committees. The strengthening of land conflict settlement mechanisms also entails the setting up of a system of arbitration at local level, but also through the effectiveness of the judicial system. The demarcation of rural land, which appears to be a colossal task, should involve technical operators other than surveyors (totaling 26, which is inadequate).

Animal and Fishery Resources

705. The objective pursued is to increase the levels of income, notably for stock breeders, fishermen and fish farmers and also meet national food needs. Strategies for achieving this are: (i) the creation of an enabling environment for the development of fisheries, aquaculture and stock-breeding, (ii) providing stakeholders with adequate equipment for ensuring the quality of fishery products, (iii) strengthening the capacities of stakeholders to familiarize them with the legislation and modern fishing and stock-breeding methods, (iv) protection of water bodies under national jurisdiction in order to prevent the depletion of fishery resources, (v) creation of a financing system in the sector, (vi) implementation of programs aimed at preventing losses due to animal

diseases and limiting post-catch losses in fishing, (vii) promotion of the processing of slaughterhouse by-products and fishery by-products aimed at diversifying the income-generating activities of stock breeders and fishermen, (viii) recapitalization of livestock centers destroyed by the war with a view to obtaining more performing breeds, and (ix) mobilization of resources to support the CNRA research programs.

706. Like the agricultural sector, the management of natural resources pertaining to animal and fishery resources is fraught with conflicts. Their settlement follows the same principle underlying land management. However, the transhumance channels of animals should be identified and pastoral calendars established.

Promotion of Food Self-sufficiency

Objectives for 2013 and 2015 for food and nutritional security

707. The objective set beyond adequate food availability is to guarantee on the basis of national production, access to healthy food, especially for children, women of child-bearing age and the poor. A targeted support for children from poor households should facilitate their normal growth. Food and nutritional security exists when all human beings have, at any time, physical and economic access to adequate healthy and nutritive food that enables them to meet their energy needs and their food preferences for a healthy and active life (World Food Summit ROME⁷ 1996).

708. **The establishment of food and nutritional security over the entire territory** requires regular supply of food items including animal and fish products.

Targets and Indicators

Indicators	Level in 2008	Target in 2013	Level in 2015
Prevalence of acute malnutrition in children under 5 years	7%	5%	4%
Prevalence of chronic malnutrition in children under 5 years	33.9%	25%	10%
Percentage of children under 5 years suffering from anemia	50%	40%	35%
Percentage of women of child-bearing age suffering from anemia	58%	40%	35%
Percentage of children under 5 years underweight	20.2%	15%	10%
Rate of exclusive breastfeeding	4%	25%	30%
Rate of satisfaction of the minimum food needs of the population	60%	80%	100%

709. Specifically, it will involve: (i) diversifying the production by according special importance to vegetable and fruit food items; (ii) modernizing the techniques for post-harvest

⁷ “Hunger and malnutrition are unacceptable in a world that has the requisite knowledge and resources to put an end to this human catastrophe ... We pledge to act in concert to ensure that the right to be sheltered from hunger becomes a reality”.

conservation, storage and processing, especially to ensure food availability during lean periods; (iii) enforcing the legislation on the quality and innocuousness of food products – local or imported; (iv) establishing a system for quality and health control of food; (v) establishing national standards or ratifying the Codex Alimentarius; (vi) strengthening communication for food and nutritional behavior change. Besides, the Government should ensure food availability and facilitate the supply to areas in deficit. Actions should also be taken to permit geographical accessibility to food products from areas of production to consumption zones.

710. A mapping of the types of agricultural, fishery and livestock productions needed for food supply should be established and disseminated based on local specificities. The culture of building a stock of seasonal agricultural produce should be encouraged and popularized. Measures targeting vulnerable communities, notably children, should contribute to combating hunger.

711. Food security can be achieved by reducing considerably the outcome of major food crises through the broadening of the prevention aspect of food crisis management. Similarly, food security can be ensured by promoting agriculture, livestock rearing and animal sub-sector, fisheries, fish-farming and forestry as well as mechanized farming.

712. **Concerning the rice sector**, the objective is to increase annual production of polished rice by additional 200,000 tons, in order to cover the country's needs by 2013. To that end the strategy adopted in June 2008 is based on (i) support for the general interest, notably advisory support to the industry, research-development and construction of infrastructure; (ii) support to producers for the purchase of production and processing equipment and their supply of agricultural inputs and (iii) the setting up of a coherent and appropriate institutional framework for development of activities in the sector.

Absorption of the influx of job seekers

Objectives for 2013 and 2015 for the Employment Sector

713. Each citizen aspires to occupy a regular, productive, sustainable and lucrative employment. To that end, the main objective is to increase opportunities for better quality jobs, with a view to reducing substantially unemployment and underemployment which have reached critical levels these past years.

714. The attainment of this objective passes by the adoption and coherent implementation of general measures of macroeconomic policies, directed sector policies and specific measures for labor market policies. These measures must be able to promote job creation and intensification of the economic and social policy in both the public and private sectors. The optimistic forecasts expected from economic growth should rely on the dynamism of employment.

Target and Indicators

Indicators	Level in 2008	Target in 2013	Level in 2015
Gross Labor market participation Rate	50.2%	75%	85%
Net Rate of participation of 15-59 years	80.1%	90%	95%
Unemployment Rate among the Labor Force	15.7%	10%	5%
Unemployment Rate among Women	19.8%	15%	10%
Unemployment Rate among Men	12.1%	10%	5%
Unemployment Rate in Urban areas	27.4%	20%	15%

715. Faced with poverty reduction challenges, a review of the institutional and legal arrangements in the employment sector should help improve employment security and raise the minimum wage level, which is low and therefore constitutes a factor of vulnerability for the population.

716. Similarly, in collaboration with the private sector and all the sector stakeholders, including local governments, training programs should be better tailored to the labor market and reflect the specific needs of businesses. Also, programs in support of businesses and private initiatives should be promoted through tax exonerations, access to financial and non-financial services and technical assistance. More facilities should be provided to recruiters.

717. In the rural areas, special emphasis will be placed on non-agricultural employment through the promotion of small rural enterprises in the areas of processing of agricultural, fishery and livestock produce, tourism and handicrafts. To this end, in partnership with all the local stakeholders in development, several awareness and outreach actions will be undertaken for operators in the rural sector, notably women and young people to encourage self-employment.

718. With regard to specific groups notably disabled persons and women, affirmative action in their favor will be encouraged to facilitate their socio-professional integration.

719. In sum, a portfolio of activity sectors should be created, popularized and promoted. The activity sectors should be supported by the organization of various trades, which must be strengthened. Indeed, a requirement will be made for the definition of the career profiles of workers and its application to all the sectors (public and private). To protect the work environment, actions will be taken to comply with labor regulations.

720. The Government's employment strategy is based on the central position of employment compared to other policies aimed at growth and poverty reduction and its predominance in the economic aspect of the treatment of poverty. Given this specificity, the Government will adopt a national framework policy document on employment accompanied with a program of actions which will be integrated into the PRSP and to which three missions will be assigned.

721. The national policy on employment will strive to give to the poverty reduction strategy one of the levers for increasing the incomes of the great number of people. To that end, it will act on the economic aspect, where the issue of access and redistribution of income through the creation of more jobs in all its forms is more acute.

722. The vocation of the national policy on employment will be to structure, organize and promote intervention orientations capable of increasing job opportunities. It will strive to improve the results of the spontaneous approaches from the effort of growth by promoting better conditions so that these approaches will create more jobs. It will also initiate voluntary actions based on the labor market policies that are more directive and more oriented, with a view to obtaining additional jobs to those that would result from the spontaneous creation of the economic and social environment.

723. Finally, the national policy on employment will organize the convergence and optimization of the resources and efforts in favor of employment by taking into account, both the growth policy and diversity of the sector policies that would be implemented. It will thus help to offer, through its transversal aspect and its focus on the concerns of employment, the framework for apprehension for clarification of employment-related issues.

724. Geared in this logic of articulation and integration towards the other poverty reduction policies and objectives, the national policy on employment will aim at:

725. (i) **increasing job opportunities** through incentives for high labor intensive enterprises; support for income-generating activities, self-employment and independent employment; the structuring, promotion and modernization of the professions of art, agriculture and agro-processing; the creation of public jobs for absorbing the shortage of staff in the basic social sectors; promotion of socio-economic and community utility activities; creation of HIMO jobs based on public investment and equipment programs at the national, regional and local levels; the economic and social regulation accessible to the greater number of people for the establishment and exploitation of enterprises.

726. (ii) **ensuring the best possible access to employment** through vocational training for young people without qualification and excluded from employment; the promotion of paid training of graduate or qualified youth; the implementation of programs on insertion into employment; the establishment of an attractive and protective legal framework for recruitment of young people with certificates or qualifications; bringing the school closer to the labor market through the establishment of dynamic links between training, the structure and needs of the economy; the structuring and improvement of the transparency of the labor market and information on job opportunities; the gradual unification of the labor market.

727. (iii) **preserving, as much as possible employment** through institutional, conventional, economic and financial mechanisms and measures for protecting employment and preventing unemployment, notably in the formal sector.

728. (iv) **consolidating and improving informal and rural employment** through economic regulations and adapted social regulations; measures in support of the transformation and modernization of informal employment and rural employment.

729. (v) **developing a national capacity for governance of employment and the labor market** through the promotion of a political and institutional structure, considering employment as a societal problem as well as for the consultation, orientation, decision-making and coordination of measures for employment and against unemployment and under employment; the promotion of a technical and supervision infrastructure for the labor market; the creation of an autonomous observatory of the labor market; the promotion of an economic forecasting service, including the employment criteria; the promotion of a financial infrastructure for addressing basic actions and actions in support of employment.

730. Basically, the national policy on employment envisaged with a view to reducing abject poverty is based on economic growth that it will accompany and be strengthened by offering a credible alternative for the increase and redistribution of incomes through access of a great number of people to employment. As much as growth, it is dependent on the implementation and success of the policies aimed at economic revival, notably the promotion of the private sector, improvement of the business environment and microeconomic and financial stabilization.

Development of the human capital, knowledge and innovation

731. The objective is to have young and qualified human resources. To that end, combined efforts should be organized with, on the one hand, all the actors of the vocational and higher training system which delivers qualifications/specializations and on the other hand, the private sector, creator of jobs.

732. Hence, at the level of **Technical Education and Vocational Training**, the Government should develop new modes of training in partnership with the private sector. Indeed, participation agreements could be established with the private sector on the management and funding of vocational training institutions. This will promote partnership between enterprises and the training schools in their areas of competence in order to adapt the training courses to the demands of the labor market and ensure the sustainable professional insertion of the graduates. The development of the new modes of training such as Alternative Training and identification of new training courses in relation with economic trends should also be included in this dynamic move.

733. **In Higher Education**, the interventions should take into account the adaptation of the courses offered in Higher Education to the demands of the labor market. The Government should adopt and implement measures that would permit the significant use of ICTs in Higher Education and Scientific Research.

734. The exploitation and popularization of the results of **scientific research** will be implemented through the dissemination of these results, promotion of technological innovation, research adapted to the needs of national development, the promotion and establishment of a partnership with the industry and the services sectors. **Scientific research** must also strengthen its capacities. In this regard, the interventions should help establish sustainable and autonomous funding mechanisms for scientific research, put in place a legal and institutional framework for managing scientific research and help with the continuing training of the teachers and researchers. It is also necessary to envisage an efficient management of the equipment and scientific heritage.

OUTCOME 3: A SOCIAL WELL-BEING FOR ALL

735. Côte d'Ivoire's ambition is to attain by 2015 the MDGs. To that end, considerable efforts should be deployed to reverse the current trends that show that most of the social indicators have deteriorated during the six years of crisis.

STRATEGIC ORIENTATION 4: IMPROVING ACCESSIBILITY AND QUALITY OF BASIC SOCIAL SERVICES, ENVIRONMENTAL PROTECTION, GENDER EQUALITY AND SOCIAL SECURITY

Objectives for 2013 and 2015 for the Educational System

736. The main challenges for the country are reflected in terms of (i) reception capacities and sector supervision; (ii) accessibility and quality of the services provided to the population; (iii) costs of services; and (iv) budget coverage.

737. In 2008, net primary enrolment rate was 56.1%. The efforts by the Government and all actors of the educational system should help increase the rate to 60% by 2013 and 70% by 2015. The completion rate in the primary school, currently estimated at 39.2%, should be increased to 48% in 2012 and 60% in 2015.

738. The preparation of the future Education-Training Sector Program (PSEF), in conformity with the MDGs, is in line with this perspective. The new educational policy will integrate a holistic vision of development of education in Côte d'Ivoire will be based on the update of the Status Report on the National Educational System (RESEN). This stage recommended in the framework of the process of approving the Initiative on the Accelerated Implementation of Education for All (IMOA-EPT) will be followed by: (i) the preparation of a simulation model of the RESEN; (ii) the discussion on the policy scenarios of the simulation model; (iii) the validation by the Government of one scenario; (iv) the elaboration of a framing and financial arbitration note (v) drafting of a sector policy letter (vi) the development of a Medium-Term Expenditure Framework (MTEF); (vii) the development of the future Education/Training Sector Program (PSEF).

739. Taking into account the activities of PASEF and RESEN which are being finalized, the priorities of the sector for the period may be summarized as follows: (i) the rehabilitation and re-equipment of educational institutions in the CNW zones; (ii) improvement of the access, notably to *CPI* and *6ème*; (iii) the improvement of the quality of education; (iv) the pursuit of the support for initial and continuing training of the staff; (v) the supply of manuals, school kits and teaching materials; (vi) the establishment of a mechanism for evaluation of learning in primary and secondary schools; (vii) support for the school feeding program; (viii) support for the literacy program; (ix) the establishment of an information and management system; (x) support for the Educational Institution Management Committees (COGES); (xi) the strengthening of the strategic management capacities and piloting of the system; (xii) the reactivation of the sector coordination mechanism; (xiii) the improvement of the management of resources and production of statistics; (xiv) the establishment of structures for promoting excellence in education; (xv) the refocusing of the Government policy in the area of private education.

740. The total costs for attaining these objectives are estimated at CFAF 3907,392 billion over the period 2009-2015.

Targets and indicators

Indicators	Level in 2008	Target in 2013	Level in 2015
Gender ration primary education (on the basis of the net rate)	0.88	0.90	1
Gender ratio in 1 st cycle secondary education	0.75	0.80	0,90
Gross primary school enrolment rate	66% in 2006/2007	85%	95%
Gross rate of admission to <i>CPI</i>	60% in 2006/2007	72%	90%
Net rate of primary education	56.1% in 2008	60%	70%
Primary school completion rate	39.2% in 2006/2007.	48%	60%
Transition rate	48% in 2006/2007	60%	70%
Boys/girls ratio in 1 ^{sy} cycle secondary education	58.6% in 2006/2007	65%	75%
Education rate among young people aged 15-24 years	55.8%	60%	65%

741. The priorities of the Education/Training system concern (i) the improvement of the quality and performance of the supervision, (ii) the increase of access to education and (iii) the institutional reforms.

742. Concerning **the improvement of the quality and performance of the supervision**, the efforts will focus on strengthening the capacities of the teachers, the establishment of the mechanism for accessing the causes in the primary and secondary school, the establishment of a system for management and information and provision of equipment and teaching materials in conformity with the curricula, concerning the improvement of access to education, the actions will concern the rehabilitation and equipment of educational institutions in the CNW zones, the inventory of the land and built heritage of education and new constructions. Finally, concerning institutional reforms, the interventions will focus on the review of the duration of the basic education cycle, curricula and teaching/pedagogical aids and their stabilization, the conduct of an organizational audit of the education/training sector in terms of registration of posts, modernization of the data collection and management and information systems, and completion of the RESEN followed by the development of the new PSEF and the MTEF.

743. For the popularization of the supervision of the young child and the preparation for school, the State must ensure a holistic development of the young child, effectively apply the spider plan in both the rural and urban areas and develop supervision structures within the communities. This plan consists in integrating into each new primary school built, a pre-school education order. The implementation of this plan should imply the quantitative and qualitative improvement of the offer through the construction and rehabilitation of the infrastructure as well as the training and strengthening of the capacity of the human resources. The popularization

should also be done through a parental education, of the adoption of the holistic approach of the young child adapted to the socio-economic realities. It aims at the effective preparation of children from poor households. This strategy also implies the construction of new CPPEs in the urban localities where they do not exist as well as the rehabilitation of those that were damaged during the war.

744. **To improve access to universal primary education and pupil retention in the education system**, the Government, in collaboration with all the stakeholders, should undertake the rehabilitation and construction of new classrooms and recruit new teachers. This policy should be accompanied by generalization of free textbooks, sensitizing parents about the enrolment of young girls, construction and rehabilitation of latrines, supply of potable water and electricity to schools, especially school canteens whose services should be extended to at least 50% of boys and 70% of girls by 2015. The Government should put in place an educational retention policy to reduce the level of wastage essentially made up of dropouts and repetition. Furthermore, it should stimulate access to and retention at schools through the pursuit of the Integrated School Feeding Sustainability Program, which should be provided with adequate financing. To facilitate enrolment, the Government will take the necessary steps to strengthen the civil status system.

745. Furthermore, the Government must pursue the establishment of cross-over classes to address the problem children excluded from the official system that deepened since the September 2002 crisis and strive to reduce the illiteracy rate. Also, greater efforts should be made to integrate children from Islamic schools by approving the official education program as well children from community schools by revising the primary school map.

746. These efforts should be further supported by the intensification of the fight against epidemics and the HIV/AIDS pandemic which has a significant outcome on sexually active youths and adolescents as well as on teachers of training/employment sector.

747. At the level of **general secondary education** interventions should include the retraining of teachers and the administrative staff as well as the recruitment of new teachers for the first and second cycle to contain the flow of pupils by 2015. The Government should ensure a balanced spatial distribution of the infrastructure to be provided. Moreover, the authorities should endeavor to facilitate access by holders of the *Baccalauréat* and equivalent qualifications to higher education by improving the supply and quality of the sector. Finally, the Government should put in place a system for upgrading and specific training of trainers and administrative and supervisory staff in the National Education sub-sector.

748. At the initiative of the Government, discussions will be initiated to define the conditions for reopening or constructing boarding schools without failing to involve education partners including the private sector.

749. At the level of **technical education and vocational training**, the Government should develop a qualifying training program for adolescents excluded from the general education. To this may be added the formulation and implementation of the school map which would provide greater visibility of needs and the spatial distribution of the sector infrastructure. Moreover, the authorities should undertake the rehabilitation of the existing infrastructure while ensuring the equitable distribution of those to be constructed. The Government should establish a system of upgrading and specific training for trainers and administrative and supervisory staff of technical and vocational training. Finally, the Government should envisage the reduction or subvention of

school fees for this sector of education and provide specific support to the training of students from disadvantaged families to enable this major segment of the population to be trained and thereby enhance their chances of gaining decent employment.

750. In **higher education**, the Government should pursue and strengthen, on the basis of a university map, the decentralization and regionalization of university education and promote private higher education. It must overhaul and safeguard the student environment by improving the living conditions of students through the creation of additional universities in order to avoid the political instrumentalization of the environment. To improve access to quality higher education, strategies to be put in place should be geared toward the enhancement of the teaching profession through improvement of the living conditions of teachers, recruitment and re-training of teachers. The Government should adopt and implement measures that promote the significant use of ICTs in higher education and scientific research.

751. To enable the Government to cater for those excluded from the educational system, it must establish a platform of exchanges between the ministries in charge of the education/training sector. The strengthening of the strategic planning of the educational system should be based on the availability of updated and reliable statistical database, the review of the curricula and programs in relation with employment.

752. **The revitalization of literacy training** should be expressed by (i) an improvement of access to functional literacy and its consideration as an educational alternative to cater for the illiterate population groups, (ii) the evaluation and popularization of the results of the experimentation of teaching in national languages, (iii) the establishment of a national literacy and education program for adults. The literacy program must benefit, in that regard, from a strengthening of the partnership agreements to ensure efficient mobilization of financial resources.

Strengthening the health system and disease control

Objectives for 2013 and 2015 for the Health System

753. The objective is to improve the health and well-being status of the population in order to attain the MDGs by 2015.

754. To succeed the second National Health Development Plan (PNDS 2009-2013) envisages to attain three specific objectives, namely: (i) to improve the effectiveness and efficiency of the health system, (ii) improving the offer and quality of health services and (iii) promoting individual and collective behaviors favorable for health.

Targets and Indicators

Indicators	Level in 2008	Target in 2013	Level in 2015
Infant-Child Health			
Neonatal mortality rate	41 deaths for 1,000 live births	31 deaths for 1,000 live births	28 deaths for 1,000 live births
Mortality rate in children under five	125‰ in 2005	88‰	50‰
Child mortality rate	84‰ in 2005	62‰	32‰
Vaccination Coverage			
BCG vaccination rate	85% in 2006	95%	100%
Anti-measles vaccination coverage (VAR)	67% in 2006	90%	100%
Diphtheria, Tetanus, Whooping Cough, Poliomyelitis Hepatitis B (DTCPHepB3) vaccination coverage	76% in 2006	90%	100%
Anti-Malaria Vaccination (AMC) coverage	83% in 2006	95%	100%
Anti-tetanus vaccination coverage (VAT2+)	67% in 2006	90%	100%
Maternal Health			
Maternal mortality rate	543 deaths for 100,000 live births in 2005	345 deaths for 100,000 live births	149 deaths for 100,000 live births
Total fertility rate	4.6 children/woman	4.1 children/woman	3.9 children/woman
Availability of basic neo-natal obstetrical care (SONUB)	10.2%	15%	17%
Availability of complementary basic neo-natal obstetrical care (SONUC)	1.5%	2.5%	3%
Proportion of caesarean child delivery	0.78%	4%	5%
Rate of delivery assisted by qualified staff	56.8%	80%	90%
Rate of prenatal consultation (CPN4)	45%	75%	80%
Malaria			
Incidence of malaria at the national level	146.3‰	120‰	110‰
Incidence of malaria in children under five	110.89‰	60‰	50‰
Malaria-related hospital lethality	4.4% in 2002	3%	0%
Rate of use of insecticide treated bed nets	7%	15%	60%
Percentage of children and pregnant women sleeping under insecticide-treated bed nets	14.8%	80%	100%
Tuberculosis			
Incidence of tuberculosis for 100,000 cases	393	307	250
Other diseases			
Number of cases of poliomyelitis	0 case	0 case	Eradication
Number of cases of guinea worm	0 case	0 case	Eradication
Number of cases of neo-natal tetanus	32 cases	0 case	Eradication
Accessibility to care services			
Population living at less than 5 km from a health establishment	44%	80%	100%
Population living between 5 and 15 km from a health establishment	27%	10%	0%
Population living over 15 km from a health establishment	29%	10%	0%
Rate of availability of essential drugs in health establishments	70%	100%	100%
Index of meeting demand for drugs in public health establishments from the PSP	50%	80%	100%

755. With a view to reaching the most vulnerable segments, priority will be given to the improvement of the health system with particular emphasis on first contact health establishments (ESPC), the intensification of the fight against communicable and non-communicable diseases and the acceleration of the mother and child survival strategy.

756. **The improvement of the effectiveness and efficiency of the health system** will consist in strengthening the institutional, regulatory and managerial framework of the health system. In this regard, the Government will strengthen the institutional framework of the health system through the drafting and passing of a public health orientation law and a health and public hygiene code. In the same vein, other legislative and regulatory instruments indispensable for improving the institutional and managerial framework of the health system will be formulated, revised and updated, where necessary.

757. The new health management system should improve intra and inter-sectoral coordination mechanisms at all levels. To this end, the planning, managerial, monitoring and evaluation tools of the sector should be updated and strengthened. Similarly, the capacities of managers and stakeholders of the health system at all levels of the pyramid will be strengthened. The success of the implementation of these actions should contribute to a rational use of resources.

758. **To improve the supply and quality of health services**, the Government should restore the health sector to its pre-crisis state and recreate conditions for equitable health care delivery that is available and capable of effectively improving the health situation rapidly. To this end, the Government will take measures to (i) improve the availability of resources, (ii) increase health services delivery, (iii) improve the availability and affordability of drugs and other quality strategic inputs, (iv) improvement in the quality of health services delivery and the safety of patients, (v) improve access to health services, (vi) build the capacities of the system of management of medical wastes and the fight against infections.

759. This upgrading exercise should help restore health care provision in all its components, and wherever there is a need. This requires positive action upstream on all the factors and determinants that contribute to reducing morbidity and mortality.

760. The Government should support the improvement of the supply and quality of services through the rehabilitation of infrastructure and development of technical support centers. Here, focus will be given to the modernization of biomedical equipment, improvement of accommodation conditions of patients as well as work conditions and environment of health practitioners. Similarly, uncovered areas will be provided with new infrastructure to reduce disparities and existing pockets of health deprivation. To this end, the interventions will highlight the construction of First Contact Health Establishments (FCHEs), in the major urban centers that have a deficit in this type of establishment.

761. In addition to the FCHEs, referral establishments will be created to ensure the completeness of the various levels of the health pyramid. In this regard, new Regional Hospital Centers (RHC) will be created and the technical support center General Hospitals will be strengthened bring them into line with their category in the health pyramid.

762. The increase in supply will also be backed by improved quality of health services, through the establishment of a quality process in risk management and promotion of the safety of patients in all the health establishments. To this end, the health workers will be trained in the quality approach to improve the reception of patients and services.

763. Geographic accessibility must be combined with financial accessibility to raise the standard of use of health services, notably access to health care. To this end, given the weak purchasing power of a large segment of the population, it would be worth accelerating the implementation of mechanisms for health risk coverage by strengthening the implementation of the universal health insurance scheme. An alternative to this solution would be to set up community mutual companies geared towards covering health risks.

764. To further improve access to health care, the subvention for certain medical interventions and specific medical procedures will be increased. This also requires the revision of the pricing of professional health care in public hospitals to render them more equitable and affordable.

765. Finally, the setting up of mutual health risks will help facilitate financial access by the general public to health services.

766. With regard to the health services provision component, the aim would be primarily to ensure the availability of PMA at the various levels of the health pyramid and strengthen measures for combating diseases.

767. In the area of maternal and infant and child health, the aim of the Government is to make improvements by creating conditions to reduce morbidity, mortality and complications related to mother and child health, in accordance with MDGs 4, 5 and 6. To this end, the Government should pursue the following intervention areas: prevention, management and care and strengthening of health mechanisms.

768. In this regard, prevention will be based on making pregnancy safer and balanced diet for mothers and children. It will also be geared toward sensitization about screening of anemia, HIV/AIDS during pregnancy and early signs of pregnancy-related complications. Furthermore, public and community awareness campaigns will be organized annually for the promotion of maternal, neonatal and infant health in all the health districts. In addition to the campaigns, routine immunization will be strengthened to the extent that it remains the primary means of combating many diseases.

769. With regard to care and support, the Government will improve the quality of maternal, neonatal and child health services. This will be done in conjunction with pre- and post-delivery psychological support to mothers. This improvement will also cover post-partum care, post-abortion care and SONU, and the management of complications during pregnancy, malaria prevention and sexually-transmitted infections.

770. Concerning the strengthening of health mechanisms, the Government should improve access by women, mothers and children to health services, improve the system of management, build the capacities of individuals and communities in the management and increased use of health services. Family Planning (FP) Services and Integrated Management of Mother and Childhood Illnesses (IMMCI) should be made available in the health structures.

771. Finally, the adoption by Côte d'Ivoire of the road map suggested by all the stakeholders in March 2007 and its implementation will contribute to reducing maternal, neonatal and child mortality and morbidity.

In the area of the fight against major diseases

772. The aim of the Government is to render the fight more dynamic, especially with regard to diseases such as malaria, tuberculosis, Buruli ulcer, sleeping sickness and strengthening of the control of non-communicable diseases such as diabetes, hypertension, cancer and kidney failure.

773. With regard to malaria, the Government must develop an effective policy for prevention and treatment. To achieve this, actions will focus on strengthening the promotion of the use of insecticide-treated materials such as bed nets, through an overhaul of the system of supply and distribution. Furthermore, the availability of drugs for the new treatment regimen, including artesimin derivatives, will be ensured for the care and treatment of patients. Pregnant women will benefit from chemoprophylaxis.

774. For the implementation of an effective malaria treatment policy, measures to be taken will consist in ensuring efficient of ACT anti-malaria drugs and consumables. Malaria confirmation tests will be generalized, simple malaria cases should be correctly managed by health workers in health structures, and severe cases managed in hospital settings.

775. For tuberculosis, the Government's objective is to improve the screening and treatment and quality of the therapeutic management based on the directly observed treatment short course (DOTS) strategy. To this end, the intervention areas chosen should hinge on measures such as the supply of anti-tuberculosis drugs and consumables, building of the capacities of tuberculosis Care and Treatment centers, expansion of the CDT and CAT network, development of the capacities of community stakeholders and strengthening the mobilization of the society for community support.

776. Concerning Buruli ulcer, the Government should promote prevention measures and improve the management of affected persons while ensuring increased involvement of the private sector, NGOs, CBOs and traditional medicine.

777. Similarly the availability of essential drugs throughout the country at affordable prices and the development of disease prevention behaviors among the public should help address the health needs of the community in an efficient manner.

778. In order to enhance the management of medical wastes in the hospitals, the medical waste management plan will be implemented and incinerators will be built in the hospitals and equipped with waste management facilities. Also, the hygiene committees of health establishments will be strengthened and treatment equipment of medical facilities will be provided or rehabilitated as well as a national anti nosocomial infections created to contribute to the control of these infections.

779. Healthy personal and collective behaviors will be achieved through (i) the promotion of the use of services, (ii) promotion of personal and collective hygiene.

780. Health is affected by behaviors; consequently it is necessary to change them by adopting healthy behaviors. To this end, public awareness campaigns will be conducted to promote the use of health services. In the same vein, other awareness campaigns will be carried out to promote personal and collective hygiene. Finally, interventions will be conducted notably by adopting a policy aimed at improving hygiene and the living conditions of the people, putting in place sanitation, drainage structures and management of wastes.

781. The Government will also place the emphasis on **the development of research**, notably operational research and research-action. It will basically involve (i) defining priority research themes, (ii) identifying research themes by level of the health pyramid, (iii) developing operational research protocols, (iv) organizing training sessions for actors in the methodology of operational research, (v) organizing technical support actions for research themes at the different levels of the health pyramid. This operational research should be applied in all health programs to support actions in favor of the fight against diseases.

Intensification of HIV/AIDS Control

Objectives for 2013 and 2015 for HIV/AIDS Control

782. The goal of the Government in the fight against HIV/AIDS is to curb the spread of the pandemic, reverse the trend and reduce its harmful effects on the population, notably the poor. Indeed, the intensification of prevention actions must help reduce the prevalence from 4.7% in 2006 to 2.5M in 2013.

783. More specifically, the anti-AIDS interventions will hinge on three major strategic thrusts, namely: (i) intensification of prevention, (ii) improvement of the care and support for persons infected and/or affected by HIV, (iii) strengthening of the national multisectoral and decentralized coordination framework of the national monitoring-evaluation system and national implementation capacities. Special emphasis will be laid on the mainstreaming of HIV and gender into the national and local development plans in the various areas or sectors of activity.

Targets and Indicators

Indicators	Level in 2008	Target in 2013	Level in 2015
Rate of HIV/AIDS	4.7 % in 2005	2.5%	1.8%
HIV prevalence among pregnant women seen in prenatal consultations	8.2% in 2005	4%	2%
Rate of Mother-Child Transmission	13% in 2005	5%	3%
Population on ARVs	36,348 in 2007	268,253	320,000

784. **The deconcentration and decentralization of services** will increase access by the population to (i) behavior change communication services, including the reduction of the percentage of persons engaging in early sex from 45% to 35% by 2011 (universally accessible document), (ii) VTC services (from 147 in 2006 to 460 in 2013), (iii) PMTCT services (from 147 in 2006 to 716 in 2013). The fight against stigmatization and discrimination related to HIV, loyal, regular, voluntary and non remunerated blood donation, proper treatment of STIs based on the syndromic approach, HIV prevention in case of accidental exposure to blood and other biological liquids will be strengthened.

785. **With regard to the improvement of comprehensive care and support for persons infected and/or affected by HIV** (including ARV treatment), the scaling up of services providing care and support to PLWHA, including co-infected tuberculosis patients and the implementation strategy retained by the country. This requires increasing the number of health

structures providing basic health care services from 111 in 2006 to 428 in 2013. Also, priority is given to support to Orphans and Children made vulnerable by AIDS (from 37,250 OVC in 2007 to 120,000 by 2013), nutritional and socioeconomic support to PLWHA and provision of palliative care in this up scaling effort.

786. **The strengthening of the coordination, monitoring-evaluation of the national response** and of national capacities will focus on: (i) promotion of the multisectoriality, and effective decentralization and operationality of coordination bodies put in place at all levels (regional, departmental and communal), (ii) the operationalization and smooth running of the national monitoring-evaluation system highlighting strategic information, (iii) review of the political and strategic orientations to speed up the achievement of universal access to prevention, treatment, care and support, (iv) capacity building interventions will be ensured for both national human resources and implementation structures.

787. **Financing of the national anti-HIV/AIDS response**, notably poverty-reducing HIV interventions will require additional contribution from Government. This increase in the share of Government contribution will stem from the gains made from debt relief. To this end, the Government will increase national funding for AIDS to (i) cover all aspects of HIV/AIDS and poverty included in the financing deficit (from 14.41% to 30%), (ii) support the intensification of prevention and strengthening of departments in charge of HIV/AIDS, including free ARV treatment. This should guarantee the sustainability of interventions and enhancement of national leadership.

788. **Concerning the funding gap** of HIV/AIDS control, the State should take all necessary measures to ensure, on the one hand, the continuation of the support from the Global AIDS Fund which expires in March 2009 and on the other hand, obtain the 9th and 10th round of submission of proposals to the Global Fund at the end of 2009. In the medium-term, a global reflection should be initiated on the perpetuation of its initiatives at the end of ongoing projects in the area of HIV/AIDS control. Efforts to be deployed in the fight against HIV/AIDS must help create synergies of actions by all the actors involved.

789. **Health is funded with** State financial resources, which should be increased in conformity with international recommendations. In this regard, the Government should strive to associate itself with international commitments on the increase of the financial resources allocated to the health sector by increasing them from 5% in 2008 to 10% by 2013. Given the low level of Government resources, an advocacy shall be conducted among private (national and external) partners and economic operators with a view to mobilizing additional resources to support the national effort. Besides, measures will be taken to reduce the revenue losses in health facilities, notably in hospitals with a view to improving cost recovery of health services. To that end, the channel of payment for health services will be reorganized. Similarly, the services for cost recovery of health services will be restructured and the internal and external controls, strengthened.

Improving Access to Potable Water

Objectives for 2013 and 2015 for Access to Potable Water

790. In the area of access to potable water supply, the Government's objective is to guarantee access by the people to clean water and increase the proportion of the population that have access potable water source from 64.8% in 2008 to 82.5 in 2015.

791. Specifically, the interventions will concern the pursuit of the potable water social policy, the optimal management of the sector and meeting the potable water supply needs of the population in both urban and rural areas.

Targets and Indicators

Indicators	Level in 2008	Target in 2013	Level in 2015
Use of improved water sources	76%	84.4%	88%
Proportion of the population that have access to potable water source	61%	76.1%	82.5%

792. To ensure better access to potable water for the population, the priority actions will concern (i) studies on the protection of water resources that could be mobilized to supply potable water to the population, notably those in rural areas, (ii) the restoration and maintenance of constant water supply in the major town in the country, particularly: Abidjan, Bouaké, Korhogo, Daloa, Yamoussoukro, Abengourou, Bondoukou, Odienné, Man, San-Pedro, (iii) the establishment of a mechanism for maintenance of water supply equipment in rural areas, and (iv) the equipment of localities and settlement centers deprives of potable water supply facilities.

793. With regard to urban areas, the Government should, in particular, satisfy the needs of the population by building the capacities of the water structures through the extension of these structures. Disadvantaged areas will be supplied with 2,500 public stand-pipes. Continuous water supply will be assured through previous actions in addition to the rehabilitation of dilapidated installations. Furthermore, for the city of Abidjan, four production and treatment units with accumulated capacity of 5,000 m³/h will be constructed in Abidjan.

794. With regard to the rural sector, the Government will focus its efforts on increasing coverage by drilling boreholes fitted with hand pumps (HP) and Improved Village Water Supply (IVWS), as well as the rehabilitation and maintenance of existing water facilities. To this end, settlement centers (less than 2,000 inhabitants) will be provided with water points. Localities of 2,000 to 4,000 inhabitants will be provided with mini water supply schemes.

795. To ensure sustainability of potable water supply, the Government will build the capacities of the water supply sector by recruiting workers, including engineers. It will also train repair artisans, water point and IVWS management committees and scale readers. Emphasis will be placed on community empowerment and accountability to promote ownership and management of potable water facilities.

796. Furthermore, the Government should pursue its potable water social policy by maintaining the equalization of water rates to enable poor communities to subscribe to the SODECI network.

797. To achieve these results, the Government will embark on an institutional, legal and regulatory framework to manage potable water. This will entail the setting up of a mechanism to recover the water consumption arrears of state organizations: implementation of a water consumption saving plan for state organizations, formulating and publishing regulatory texts on the creation of water collection protection zones and adopting the implementing texts of the Water Code (Law 98-735 of 23 December 1998), which recommends the integrated management of water resources.

798. In the framework of this integrated management, the improvement of the level of accessibility to potable water must help (i) increase education and schooling of children, notably young girls, (ii) increase agricultural productivity, and thereby economic growth, and (iii) the reduction of water-related mortality and morbidity.

Strengthening of the mechanism and extension of social protection cover

799. In the area of social protection, the Government's aim is to extend social protection to the entire population, particularly the most vulnerable groups. To this end, Government's intervention will focus on (i) putting in place an effective social security scheme to cover vulnerable persons with weak purchasing power, (ii) the integration of disabled persons into the socio-professional fabric, (iii) treatment and support for the elderly, (iv) protection and re-integration of vulnerable children (street children, victims of child trafficking, victims of child exploitation and/or children exposed to hazardous labor, children living with a disability); (v) reintegration of internally-displaced persons into their pre-crisis zones, (vi) fight against all kinds of scourges and behaviors that jeopardize the life of children and hamper their development, (vii) institutional strengthening through increased number of social structures, (viii) putting in place of a mechanism to facilitate the ratification and harmonization of international legal instruments with national texts and their popularization, (ix) popularization and mainstreaming of gender issues in all development programs and projects.

800. In this regard, **the social security system will be based on the implementation of the universal health insurance scheme (AMU)**. Indeed, a reform proposal and the redefinition of support and financing mechanisms for the AMU will be undertaken together with all the actors and stakeholders. The reform of the scheme will aim at ensuring minimum social coverage to the most vulnerable and putting in place risk prevention systems.

801. Furthermore, national solidarity in favor of the integration of the disabled will be based on the strengthening of training supervisory structures of this social group. To facilitate the socio-professional integration of disabled persons, advocacy will be conducted to promote and protect their rights. Development initiatives will give priority to the development of disabled persons.

802. In its support **to the elderly**, the Government will develop its actions aimed at improving their coverage of senior citizens and the aged. Specific measures will help improve mutual aid, the supervision and purchasing power of the aged. These measures, which will be part of the redistribution of national wealth, should include free services for senior citizens and the aged.

803. With regard to **internally-displaced persons**, specific arrangements will be made for their integration and rehabilitation under the post-crisis reconstruction efforts.

804. **Protection for street children** and their integration into their families of origin or into host families should be based on effective measures, notably access to basic education for all children. The protection of children living with a disability will be part of a national policy for disabled persons. This policy should enable this category of children to gain access to i) education and vocational training through the strengthening of the capacities of existing specialized structures and creation of new structures, ii) adequate medical and social coverage through the building of the capacities of existing specialized structures and creation of new structures, iii) putting in place institutional and community mechanisms for the protection of disabled children against all forms of stigmatization, discrimination and violence.

805. With regard to **the protection of child victims of trafficking, child victims of exploitation and/or hazardous labor**, the Government will endeavor to provide financial resources for the effective implementation of the National Action Plan against Child Trafficking and Labor adopted in November 2007 by the Council of Ministers. The plan comprises several strategic thrusts, ranging from the strengthening of the legal framework to the comprehensive care and support for child victims, including the strengthening of institutional and community prevention and enforcement mechanisms.

806. In brief, the protection of child victims of harmful social phenomena must necessarily be accompanied by a wide popularization of their rights, through integrated assistance to cases requiring it and raising public awareness about its roles with a view to creating a better world for children. Child protection should be part of a national policy on providing coverage for vulnerable persons. To this end, family values should be at the center of any social development policy. By providing support to disadvantaged families based on income-generating activities, the Government will contribute to restoring parental authority, the basis of the consolidation of the family fabric.

807. With regard to **the protection of women in situation of vulnerability**, the Government will pursue the legal and regulatory reforms already initiated in accordance with the principles outlined in the 2000 Constitution, which explicitly upholds the rights of women, notably those related to the family.

808. The priority areas of Civil Protection hinge on the building of human, material and infrastructural capacities of Civil Protection and the establishment of an early warning and disaster management system. As part of the building of human, material and infrastructural capacities, as a first step, a protection staff operational center with 10 regional protection outstations will be created and all the fire brigade barracks will be rehabilitated. Subsequently, 11 emergency relief centers will be created to cover the entire national territory. These actions will be supported by a public awareness policy. Concerning disaster management, it will consist in identifying zones at risk, putting in place disaster forecasting mechanisms and creating reception centers for the population in case of a disaster.

809. Additionally, the Government will formulate a program for the prevention and management of major risks and disaster aimed at (i) promoting strategies and mechanisms for risk and disaster prevention and management (ii) promoting a culture of risk prevention and management, (iii) strengthening the existing legal arsenal, (iv) controlling major industrial

accidents and floods, and (v) reducing the factors of vulnerability and enhancing social assistance to vulnerable groups in case of disaster.

Promotion of the protection and conservation of the Environment

Objectives for 2013 and 2015 for the Environment

810. The prime objective is to ensure a sound and sustainable environment and preserve natural environmental resources. The idea is to find the appropriate means to cope simultaneously with the problems of economic development and poverty reduction without depleting or further degrading land resources. Of utmost importance is preserving or restoring the capacity of ecosystems to supply the goods and services needed to drive economic activity and maintain harvests.

Targets and Indicators

Indicators	Level in 2008	Target in 2013	Level in 2015
Proportion of protected areas for preserving the biodiversity	10%	14%	20%

811. In a bid to find a comprehensive solution to the environmental problem, Côte d'Ivoire has taken several initiatives, which include drawing up sustainable development strategies to promote sustainable natural resource management and build capacities in the forestry sector. In this regard, the Government has embarked on (i) mainstreaming forestry into rural development through reconstruction, development and management of forest resources; (ii) decentralizing forest planning and improving governance of forest, livestock and fishery resources. Other initiatives include the improvement and/or production of legal and institutional tools for sustainable management of forest resources and the environment, which will be disseminated, if need be, to the various stakeholders.

812. Côte d'Ivoire will further pursue its efforts in participatory management of fishery resources through the promotion of responsible fishing, decentralized planning and enhanced participation mechanisms of entities involved in operations on water bodies. The instruments for sustainable management of fishery activities will also include a national plan to combat illegal, undeclared and non-regulated fishing.

813. The strategy to be implemented for **water resources** will entail evaluating these water resources quantitatively and qualitatively, by building a network of hydrological and hydrographical measures, with the installation and equipping of surface water control stations on watersheds, equipping laboratories with equipment for controlling water quality and data management, with a view to building human capacities in GIRE to support the activities under the FNDE Water Code.

814. Other strategies include supporting and promoting the sustainable management of domestic and industrial waste through the creation of technical burial centers for industrial and biomedical waste, treatment and conversion centers for household and similar waste, treatment and recycling plants for dangerous industrial waste and the construction of rainwater and waste

water regulation plants through the establishment of a lagoon system observatory. It would be advisable to tap into the waste treatment sector, which is a source of employment.

815. The environmental sector also requires support for rolling out an environmental intelligence system for air, water and soil quality control. Synoptic stations should also be rehabilitated upcountry. Awareness programs among the population and the authorities, on environmental culture and sound and visual nuisance, should be implemented with a view to cleaning up the environment.

816. **Preserving biodiversity** also entails cleaning up water bodies (lagoons and lakes), opening up river mouths and ensuring the rational exploitation of forest resources, such as wood and charcoal used for household cooking. To this end, it would be essential to popularize the use of butane gas, raising its utilization rate to 60% by 2015.

Promotion of the habitat and improvement of the living environment

Objectives for 2013 and 2015 for the Living Environment

817. The Government’s goal is to improve the living conditions of the population and the conditions of access to decent housing. To this end, it will introduce reliable and sustainable financing mechanisms for housing, so as to increase the production of decent housing. It will also draw up and implement new provisions on urban development, physical planning and housing, with focus on the architectural quality of buildings and the use of local building materials.

Targets and Indicators

Indicators	Level in 2008	Target in 2013	Level in 2015
Proportion of households with access to decent housing	30%	37%	40%
Proportion of households with access to electricity	17%	35%	55%
Proportion of the population with access to better sanitation system	57%	65%	78.5%

818. **The proliferation of slum dwellings** is a source of concern for the State. The Government should develop and implement an urban restructuring policy to rehabilitate or displace certain slum dwellings by providing them with basic amenities (water, electricity, roads, etc.). Government must also provide plots with basic services, thereby contributing to the production of affordable housing.

819. Furthermore, **reorganizing household waste collection and treatment**, devising strategies for evacuating rain and waste water and training environmental workers will help improve the living conditions of the people. Equally important is building community and socio-cultural amenities (children’s parks, sports and cultural centers and places of leisure). Furthermore, steps will be taken to develop the lagoon area.

820. Improving the living conditions of the people requires the preparation and updating of urban master plans, the drafting of new land legislation, taking into account customary and modern property systems and defining the general framework for land allocation nationwide.

Improvement of the Sanitation System

821. Government's priority actions for the **sanitation sector** must be in line with a National Sanitation Policy aimed at: (i) upgrading the sanitation system of the city of Abidjan, and (ii) improving access to sustainable sanitation in urban and rural areas.

822. With regard to upgrading the sanitation system of the city of Abidjan, the actions to be undertaken are: rehabilitating the existing drainage systems, extending the sanitation system to neighborhoods with no services, sewage treatment and water purification plants, treatment of sewage sludge, connecting users to the sewage system, building conduits in the thalwegs and flood control dams, converting natural depressions into storm water basins and building secondary drainage systems.

823. Activities needed to improve access to sustainable sanitation in towns upcountry include the cleaning and rehabilitation of sanitation and sewage systems and construction of waste water sanitation and rainwater drainage systems, connection of users to the sewage system, works on the thalweg channels, development and drainage works on urban roads and equipping the sanitation and drainage systems with inspection and cleaning materials. Furthermore, there is a need to systematize the construction of places of convenience in public places, notably like schools and health centers.

824. With regard to improving access to sustainable sanitation in rural areas, the activities to be carried out include training and popularization of appropriate technologies in excreta evacuation, building human capacities by training local artisans in the building of improved latrines, and popularizing the use of appropriate technologies in this area.

825. The essential measures for achieving the objectives of the sanitation sector should help strengthen the institutional, legal and regulatory framework and establish an independent body to manage sanitation. Statutory texts should also be adopted for the creation of a Sanitation Development Fund and for the protection of watercourse easements, and sanitation and drainage systems. Awareness campaigns should be organized and a sanitation sector information and sustainable management system should be set up.

Development of Sports and Leisure Activities

826. With regard to the promotion of **sport and physical activities**, the Government has initiated a forum on the sector. Implementing the measures adopted and those to be developed for revitalizing the practice of physical activities and sports aims at raising the level of competitive sports for athletes.

827. Efforts to be made should help establish a sound policy on the management of existing infrastructure and the building of new ones all over the country. Specific measures should be taken to ensure the practice of physical activities right from a tender age and in schools. Indeed, young talents detected should undergo regular monitoring and should serve as the breeding ground for selection into high-level sports.

828. To this end, former sportsmen could be used as a human resource base to serve as sports monitors or sports education teachers. The associations responsible for each sport discipline should be restructured to facilitate the technical organization and supervision best suited for the training of athletes.

Strengthening of energy services and electricity supply

Objective for 2013 and 2015 for the energy sector

829. The overall objective set at the level of the energy sector is to ensure energy security with a view to providing the population with energy accessible by all and at affordable rate, exportable and which preserves the environment. To that end, it is also necessary to enforce law 96-696 of 29 August 96 on the oil code which governs the oil exploration and exploitation activities. In addition, the efforts should concern the strengthening of hydrocarbon production capacities. Similarly, there is a need to ensure regular supply of the Ivorian market with petroleum and gas products.

830. The attainment of this objective requires the increase in electricity and butane gas production, the development of a master plan on rural electrification (supplying 200 - 300 localities per year) and access to energy services, intensification of the extensions of the grid in the peri-urban areas is subvention for the connection of disadvantaged population groups, diversification of sources of renewable energies and active participation in the process of interconnection of sub-regional electric grids.

Targets and Indicators

Indicators	Level in 2008	Target in 2013	Level in 2015
Proportion of localities electrified	31%	43%	50%
Proportion of household with access to electricity	17%	35%	55%
Proportion of households with access to modern cooking systems	20%	40%	60%
Proportion of the share of new and renewable energies in the national energy consumption	0%	3%	5%

Promotion of Gender Equality

Objectives for 2013 and 2015 for Gender Issues

831. In the area of the promotion of equal opportunities, equity and gender, the main objective is to create by 2015, a national environment conducive for addressing the gender issue in all sectors of public and private life.

Targets and Indicators

Indicators	Level in 2008	Target in 2013	Level in 2015
Proportion of seats occupied women in Parliament	8.5%	17%	30%
Proportion of women at the head of municipalities	4.56%	10%	30%
Proportion of women elected as members of municipal councils	11%	22%	30%
Proportion of women at the head of general and district councils	1.72%	5%	10%
Proportion of women elected as members of the general council	6%	12%	30%
Proportion of women on the Government	12.12%	30%	40%
Proportion of operational ministerial gender units	39.39%	60%	100%
Proportion of structures that have integrated gender into local and national development plans	0%	5%	10%
National prevalence of gender-based violence	12% in 2005	10%	6%

832. The priorities in the area of gender equality and empowerment of women are (i) institutional support for the promotion of gender equality, (ii) strengthening the capacities of national and local actors in gender and development, (iii) intensifying the fight against gender-based violence, (iv) support for empowerment of women, (v) enhancing the participation of women in the decision-making process at the political level.

833. To guarantee equal chances and gender equity, the State should undertake a vast popularization of the gender approach, envisage increasing the number and strengthening the capacities of structures militating in favor of promotion of gender equality and empowerment of women. It should also include in its priorities the intensification of the fight against violence against women and children and especially eliminating the obstacles to the promotion of the woman, associated with socio-cultural problems.

834. In this perspective, the State should promote change at the macro, meso and micro levels in all sectors of social life. To that end, the emphasis must be placed on: (i) strengthening the national capacities in gender and development; (ii) strengthening the institutional mechanism for monitoring/evaluation and coordination at the national level; (iii) ensuring the popularization and effective application of the legal text on gender equality; (iv) integrating gender into the budgeting process; (v) promoting the participation of women and men in the national reconstruction and reinsertion process; (vi) enhancing the participation of women in the decision-making process; (vii) conducting sensitization campaigns for addressing gender and human rights approaches in the planning of development. To efficiently address the major challenges to the promotion of gender equality with a view to ensuring equitable and sustainable development, the

National Document on Equal Opportunities, Equity and Gender (DPNEEG) is being adopted by the State.

Developing the human capital

Objectives for 2013 and 2015 for Population issues

835. The objective is to control demographic growth and reduce it by 2015 to proportions of around 2.85.

Targets and Indicators

Indicators	Level in 2008	Target in 2013	Level in 2015
Population Growth Rate	3.3%	2.9%	2.85%
Birth Rate	37.1%	34.7%	33.8%

836. To permit Côte d'Ivoire to efficiently address the major demographic and population challenges, the country is in the process of establishing a national population policy whose main thrust, among other things, are: (i) having updated and reliable data for planning development and the post-crisis reconstruction; (ii) controlling the rate and modalities of demographic transition and (iii) managing migratory movements, internally displaced persons. To ensure efficient monitoring of the implementation, a national strategy document on control, monitoring and evaluation is available and ensures the achievement of results as well as the monitoring of international commitments on major population and development issues.

837. Moreover, the State should (i) control demographic growth in relation to available resources; (ii) develop the human capital at the service of economic development; (iii) correct the inequitable distribution of the population over the entire national territory; (iv) establish an integrated information system on Population and Development; (v) strive to ensure the participation of Ivorian immigrants in the development process and the integration of 2nd and 3rd generation immigrants, and (vi) implement an integrated Population and Development policy.

OUTCOME 4: COTE D'IVOIRE: A DYNAMIC ACTOR ON THE REGIONAL AND INTERNATIONAL SCENE

STRATEGIC ORIENTATION 6: INTERNATIONAL CONTEXT AND REGIONAL INTEGRATION

838. Côte d'Ivoire has experienced over the past years serious crises that have contributed to weaken the country and tarnish its image. It must, therefore, strengthen its cooperation ties with the international community, consolidate its activities and its place in international organizations and pursue efforts toward building on the gains made in the sub-regional markets.

839. To boost the country's good image and renew relations with the international community, the Government will pursue its efforts to restore confidence with the implementation of priority programs as part of its plans to recover from the crisis. It must further establish lasting peace in the sub-region by activating regional mechanisms on conflict prevention and management. It must also take up bold diplomatic activities, notably with its neighbors, and those with a high rate

of immigration in Côte d'Ivoire. To this end, an efficient system of communication will be developed at the international level to protect the country's interests.

840. The country should also strive to initiate international and sub-regional meetings and participate actively in those organized by other countries. It will also promote the insertion of Ivorian nationals in international and sub-regional organizations. The Government should also set up an inter-ministerial negotiation committee comprising all the core negotiation groups. The capacity of members of this committee should be strengthened.

841. Moreover, Côte d'Ivoire reaffirms its commitment to the effective implementation of relevant provisions of the Regional PRSP and the PER on the development of regional community infrastructure such as energy and roads. It is envisaged to rehabilitate and develop the economic infrastructure to facilitate interconnection and enable Côte d'Ivoire to fully play its role as the engine of growth in the sub-region. The same commitment should be shown for sustainable human development through integrated policies, notably in the health, education and agriculture sectors. Furthermore, the Government pledges to pursue its support to efforts to modernize ECOWAS institutions and improve the functioning of sub-regional institutions based in the country, notably BRVM, ARSTM, ENSEA and CAMPC.

842. In the economic sector, the regional market has some 200 million consumers for Ivorian businesses. In order to make Côte d'Ivoire a regional hub for trade and investment, the Government will set up an improved legal and regulatory framework that is suitable for business and promotes competition in terms of salaries and input costs and production factors. Furthermore, products for which Côte d'Ivoire has a comparative advantage in the region will be promoted.

843. Moreover, negotiations initiated under the Economic Partnership Agreements (EPAs) that led to the signing of an interim agreement in December 2007 will be pursued to arrive at a full viable and beneficial agreement for the entire region.

844. In addition, Côte d'Ivoire must master the agreements it has signed in order to better benefit from its community integration policy. Likewise, the country must strive to ensure reciprocity in the application of the provisions of the unions, by actively militating for the effective application of the provisions contained in these agreements.

845. Finally, the Government will pursue the implementation of an efficient policy of controlled immigration.

CHAPTER 3: EFFICIENT IMPLEMENTATION OF THE PRSP

3.1 2009-2013 Macro-economic Framework

846. The economic and financial prospects were examined by taking into account the strategy for reviving development and reducing poverty on the basis of the framework agreed with the IMF during the joint International Monetary Fund/World Bank/African Development Bank mission, which was conducted from 25 September to 08 October 2008.

847. This macro-economic framework presents the following results:

848. The growth rate of the Gross Domestic Product should be 3.9% in 2009 in a context of financial and economic crisis in the developed countries after a rise of 2.9% in 2008. This rising trend would be pursued over the four years after 2009, with an average rate of 6%. In 2014 and 2015, the growth rate would be maintained at 7%. Over the period 2009-2015, the average would be 5.9%.

849. This performance of the economy would result from the improvement of activities in the primary, secondary and tertiary sectors. Indeed, over the period 2009-2013, these sectors should register respectively, average annual growth rate of 4.8%; 8.9% and 5%.

850. The primary sector should increase from 3.7% in 2009 to 5.4% in 2013, drawn by food production, export agriculture and extraction of oil and gas. Food production is expected to grow by 3.9% on average over the period, thanks to the implementation of the strategy for reviving rice production with a view to achieving food self-sufficiency. The intensification of the processing and pursuit of the program of regenerating cocoa farms as well as the resumption of cotton production, thanks to the support of the State and improvement of the quality of seeds from 2011, would result in an average increase of 3.3% in agricultural exports. The “oil and gas extraction” branch would register a strong resumption of 12.8% on the average over the period, in liaison with the resolution of the problems of certain wells of the Baobab field and the investments made to increase gas production.

851. The secondary sector should register dynamism over the period under the hypothesis of the new found confidence of the economic operators and an improvement of the business environment. Growth should increase from 5.2% in 2009 to 10.9 % in 2013. The vigor of the sector would be explained by the remarkable progress of construction and public works at 20% p.a., the recovery at 7.6% p.a. of agro food production and revival of electricity production (8.1 % p.a.). The dynamism of public works would be attributable to the implementation of the major government projects (works on the transfer of the Capital, works on the Abidjan-Bassam express road, the Jacquville-Marcory bridges, the project on extension of the Abidjan Port Authority to Ile Bouley, program of reconstruction and rehabilitation of basic infrastructure, etc.) and the construction of industrial infrastructural facilities. The agro food sector would catch up under the effect of the resumption of demand when electricity production would benefit from the expected increase in gas production and increase in the capacity of the thermal power stations.

852. At the level of the tertiary sector, the annual growth rate, which is estimated at 3.3% in 2009, should increase gradually to reach 6.4% in 2013, thanks to a good performance of all its components. Transport would register an average increase of 4.1%, as a result of the modernization of the Ports of Abidjan and San-Pedro and the smooth flow of traffic. Telecommunications, although gradually slowing down would register an increase of over 8%

p.a. Trade should register an annual increase of 5.9% over the period, under the influence mainly of the return of the confidence of households, the improvement of movement of persons and goods and the income of households. Finally, the revitalization of the banking activity, thanks to the recapitalization of banks, and development of the tourism sector should be the main levers of growth of the other trading services.

853. Concerning prices, the inflationary trends observed in 2008 in a context of global food and energy crisis should fall, as a result of the drop, at the international level, of the price of the barrel of oil and some food products. Inflation should fall during the period 2009-2013 below the community standard of 3%, thanks to a favorable monetary policy and efficient control of food prices; following the implementation of the rice development program. The Government should also intensify its price control policy in order to avoid the anarchic increase in prices of high-consumption products.

854. At the level of demand, the re-launching of growth would be fuelled over the period 2009-2013 by the good performance of final consumption, the recovery of investment and the recovery of exports. Final consumption, representing on the average 81.5% of GDP, would be consolidated thanks to an increase in the incomes of households. Investment should be important over the period, because of the recovery of private investments by 16.5% on average and public investments by 23.7%, due to the dynamism of public works and civil engineering. Public investment should also take into account development needs associated with the poverty reduction strategy. The investment rate would increase from 12.1% in 2009 to 19.6% in 2013. Concerning external demand, it is expected to increase, reflected in an increase in exports by an average of 5.1%, which would benefit from the recovery of export agriculture, and extraction of oil and petroleum products.

855. At the level of public finance, the budget framework aims at consolidating public finance while meeting the crisis recovery needs in a context of regularization of the financial relations with external partners. In this perspective, budget revenues should be around 21% of GDP over the period 2009-2013 as against 20.7% in 2008. This slight increase would result from an increased production of oil and gas and the high prices of cocoa in combination with the efforts of the tax administration at the level of the other revenues.

856. Concerning primary expenditures (excluding interest), they would register an increase from 20% in 2009 to 21.6% in 2013. Priority would be given to social and basic infrastructure expenditures, notably education, health, roads/access roads, village water supply system, rural electrification, rice production and security. Besides, the increase in current expenditures is attributable to the effect of: (i) the increase in transport allowances granted in July 2008, (ii) the new statutes of teachers, employees in the health sector and certain corps of the justice system; and (iii) new recruitments. Concerning current expenditures, they are estimated at around 14.4% on the average over the period 2009-2013.

Box 8: Cote d'Ivoire –Triggers propose for the HIPCI PRSP completion point

- *Preparation of a full PRSP from a participatory process and satisfactory implementation of the PRSP at least for one year, certified by the annual progress report submitted by the Government to IDA and IMF.*

Macroeconomic stability

- *Maintenance of macroeconomic stability certified by the attainment of satisfactory results in the framework of the program supported by the FRPC.*

Public finance management

- *Quarterly publication of budget execution statements (including revenues, expenditures distributed by nature, function and administration/nature, and according to the different stages of budget execution ; and identification of expenditures affected to the fight against poverty) within six weeks after the end of each quarter for at least the four quarters immediately preceding the completion point.*
- *Certification of conformity by the competent body on the Settlement Bill for one budget year within ten months following the end of the fiscal year concerned for at least the year immediately preceding the completion point.*
- *Establishment of operational public contract control entity (separate from the control structures) and quarterly publication in the public contracts bulleting of the list of all contracts signed and transfer contracts granted (including by public institutions) during at least the six months immediately preceding the completion point.*

Social sectors

- *Increase of the number of deliveries assisted by qualified staff to 65% on the average at the national level (56% in 2006) during at least the year immediately preceding the completion point.*
- *Distribution to 90% of school children registered in all public primary schools of three text books covering French, mathematics, and « civic and moral education », during at least the academic year immediately preceding the completion point.*

Debt management

- *Publication on quarterly basis, during the six weeks following the end of each quarter on the internet site of the treasury department, data on public external and domestic debt guaranteed by the State (balance, current debt service liabilities due and payments effected in that regard, loan disbursements) during at least the four quarters immediately preceding the completion point.*

Governance

- *Regular publication of a report on payments made to the State by extractive industries and revenues received by the State from these same industries - mining, oil and gas – in accordance with the ITIE criteria, with a recent annual report for at least the year immediately preceding the completion point.*
- *Annual publication, within the seven months following the end of the civil year, of the certified financial statements by PETROCI in accordance with international standards during at least the year immediately preceding the completion point.*
- *Reduction of the total indirect taxation on production of cocoa to a level not exceeding 22% of the CIF price as proved by (i) the promulgation of the finance law; and (ii) an official communication to exporters issued not earlier than five months before the beginning of the season; adoption by the Government of a new institutional and regulatory framework for the coffee/cocoa sector and the satisfactory establishment of the responsibilities retained by the Government during at least six months immediately preceding the completion point in accordance with its new development strategy for the sector.*
- *Completion and publication of an audit on duties for investment managed by the “Cocoa-Coffee sector management committee” (CGFCC) or any institution that would replace it during at least one civil year immediately preceding the completing point; and incorporation into the budget of all the para-fiscal investment duties, from the ARCC and other structures of the sector for at least the year immediately preceding the completion point.*

3.2 Cost and Funding of the Strategy

857. The estimation of costs for the funding of the PRS was established with the participation of the other national sectoral actors. This cost estimation should guide the mobilization of additional resources for the funding of the PRS.

858. The costing of development needs in favor of the realization of the MDGs was developed using the tools and models of development planning conceived by the United Nations system, in particular the UNDP and adapted at the national level. The estimation of sectoral needs contributing directly to the attainment of the MDGs was costed on the basis of the information produced by the national experts, notably the definition of unit costs, realistic targets and the coverage in terms of accessibility to physical infrastructure and human capacities. Matrices for needs assessment were conceived for the sectors that had no models.

Box 9: Approach for the costing

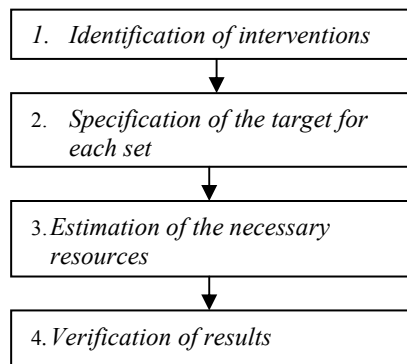
In September 2000, 189 countries adopted the Declaration on the Millennium Development which defined 8 objectives. Five years after its adoption, an evaluation summit was organized in New York as a main recommendation, the invitation to developing countries to develop a National Development Strategy that is sufficiently ambitious, focused on the achievement of the MDGs (SND/MDG) accompanied with a costing of development needs.

The development of an SND/MDG is in response to the concern of accelerating the achievement of the MDGs and to make the second generation of PRSPs the operationalization framework of the MDGs. The needs assessment for the funding of the PRS addresses issues relating to public investments, capacity building, domestic resource mobilization, and eventually, resort to official development aid.

In the perspective of finalization of the PRSP, at the request of the Government, the United Nations system mandated a team of experts from the UNDP Regional Office for Africa – New York, to strengthen the capacities of national actors from November 2006 to September 2007. In this framework, 7 tools⁸ for needs assessment integrating the MDGs, designed with the Office Excel software were adapted to the national context. These tools cover the following areas (i) education, (ii) health, (iii) gender promotion, (iv) water and sanitation, (v) rural development and agriculture, (vi) transport infrastructure, and (vii) energy.

On the basis of the analysis of the current situation, challenges and development opportunities made according to a participatory approach involving the sector experts, several priority actions and measures to be adopted by 2015 were identified for each of the sectors whether they are covered or not by the MDGs. Similarly, the evaluation of costs was made possible by the work carried out in the Theme Working Groups (TWG) constituted by experts from the technical ministries concerned, the civil society, the private sector and development partners.

A verification of the results of the costing and inter-sectoral consultations was carried out to avoid duplication of estimations and strengthen cross-cutting and inter-sectoral coherence. The costing based on the interventions and applied to the needs identified was disaggregated into capital investments, operations, and recurrent costs. The approach of this evaluation comprises the following 4 stages:



The national ownership of this methodology enabled the sector experts to design and develop models for the other sectors not covered like governance, security, environment, ICTs and decentralization.

⁸ www.unmillenniumproject.org

859. Hence, the total cost of expenditures to be incurred was estimated for all the sectors at **CFAF 17,645.04 billion** for the 7 years corresponding to the period 2009-2015, representing an annual average of **CFAF 2,518.55 billion**. These estimates concern capital investments, operational costs and recurrent costs.

860. **The analysis of the distribution of investment resources** for poverty reduction shows that the three priority sectors are Education/Training with 22.14%, transport infrastructure with 15.67% and health with 14.68%. Apart from these priority sectors, investments were identified for the rural world and agriculture at the level of 10.13%. The rural world, where 62.45% of poor people currently live, will also benefit from the interventions not only from the first three priority sectors but also from the others. In this perspective, investments in basic social services will be increased in rural areas in the educational and health infrastructural facilities as well as in rural roads. This is followed by energy 10.09% and water and sanitation for 7.41% of total investments.

Table 18: Costs of the PRS (in CFAF million)

	2009	2013	2015	TOTAL 2009-2015	AVERAGE	SHARE
OUTCOME 1: RESTORATION AND CONSOLIDATION OF THE FOUNDATIONS OF THE REPUBLIC						
DEMOCRATIC GOVERNANCE	15,745	12,226	12,324	86,355	12,336	0.49
Restoration of the authority of the State	9,628	9,628	9,628	67,396	9,628	
Restoration of Democracy and the Rule of Law	6,117	2,598	2,696	18,959	2,708	
JUDICIAL GOVERNANCE	8,263	10,321	8,263	48,008	6,858	0.27
Combating corruption	1,563	1,661	1,563	7,305	1,044	
Rehabilitation of the justice sector, the security function and the chain of command of the State	2,308	2,308	2,308	16,156	2,308	
Enhancing the efficiency of the judicial system	4,392	6,352	4,392	24,547	3,507	
SECURITY ASPECTS GOVERNANCE	14,096	14,096	14,096	98,672	14,096	0.56
Increasing the material, human and financial resources	14,096	14,096	14,096	98,672	14,096	
ADMINISTRATIVE GOVERNANCE	33,487	4,223	18,046	86,667	12,381	0.49
Enhancing the efficiency of Public Administration	31,097	1,833	15,656	69,937	9,991	
Strengthening the capacities of the central administration in ICTs	2,390	2,390	2,390	16,730	2,390	
DECENTRALIZATION	54,228	54,228	54,228	379,596	54,228	2.15
Strengthening the capacities of the local government and decentralized communities in ICTs	34,029	34,029	34,029	238,203	34,029	
Strengthening the capacities of the decentralized communities in Human Resources	2,742	2,742	2,742	19,194	2,742	
Creation of new local communities	17,457	17,457	17,457	122,199	17,457	
LAND USE PLANNING	1,033	995	995	7,005	1,001	0.04
Development and implementation of the National Land Use Plan	39	2	2	51	7	
Development and implementation of the 10 Land Use Plans	167	167	167	1,167	167	
Establishment of an observatory of Land Use Planning	500	500	500	3,500	500	
Promotion of good governance (sensitization, restoration of the confidence between the population and the <i>FDS</i> , media-adverts, debates, specifications)	327	327	327	2,288	327	
SUB-TOTAL OUTCOME 1	126,852	96,089	107,952	706,303	100,900	4.00

Table 18: Costs of the PRS (in CFAF million) (cont'd)

	2009	2013	2015	TOTAL 2009-2015	AVERAGE	SHARE
OUTCOME 2: TRANSFORMING COTE D'IVOIRE INTO AN EMERGING COUNTRY						
RURAL DEVELOPMENT and AGRICULTURE	326,412	209,987	190,296	1,787,276	255,325	10.13
Support for Plant Sectors	92,755	11,500	5,000	388,709	55,530	
Support for Animal Sectors	12,920	3,020	3,000	63,834	9,119	
Land Management	5,000	10,000		58,000	11,600	
Support for Agricultural Research	-	6,000	5,000	34,000	4,857	
Agricultural Training	2,300	2,000	2,000	51,300	7,329	
Structuring Infrastructure	29,000	42,000	20,000	256,000	36,571	
Agricultural Development Support Fund	50,000	-	-	50,000	7,143	
Price Risk Management Fund	50,000	-	-	50,000	7,143	
Community Interventions	22,321	48,142	55,125	271,390	38,770	
Nutrition and Food Security	62,116	87,325	100,171	564,043	80,578	
TRANSPORT INFRASTRUCTURE	109,044	442,279	444,189	2,764,245	394,892	15.67
Development, extension and maintenance of N1 national roads	20,671	151,202	151,682	927,161	132,452	
Development, extension and maintenance of N2 national roads	14,825	77,388	77,656	478,749	68,393	
Development, extension and maintenance of District and Departmental Roads	58,756	145,203	145,609	929,365	132,766	
Development, extension and maintenance of urban roads	14,218	64,345	64,740	399,698	57,100	
Development, extension and maintenance of lagoon transport system	574	4,141	4,501	29,272	4,182	
ENERGY	94,632	321,694	391,855	1,780,181	254,312	10.09
Extension of the power grid to the peri-urban areas	2,000	2,000	2,000	14,000	2,000	
Rural electrification (200 - 300 localities per year)	21,000	21,000	21,000	147,000	21,000	
Promotion of social connections (100,000 subscribers per year)	5,000	5,000	5,000	35,000	5,000	
Decentralized rural electrification through a photovoltaic solar system	2,000	2,000	2,000	14,000	2,000	
Cooking system (butane gas, improved stove)	24,828	76,847	106,497	449,044	64,149	
Electricity(extension of the grid and maintenance)	30,266	73,395	96,426	439,029	62,718	
Mechanical power (power plant – other mechanical system)	9,538	35,991	49,564	205,764	29,395	
Other interventions for access to energy services	-	105,461	109,368	476,344	79,391	
Stabilization of the macro-economic framework	550	651	556	4,284	612	0.02
Improvement of the macro-economic management	259	307	262	2,018	288	
Development of a strategic plan	91	107	92	707	101	
Optimization of the budgetary policy	193	228	195	1,499	214	
Optimization of public debt management	8	9	8	60	9	
IMPROVEMENT OF THE FINANCIAL SYSTEM	1,180	1,431	1,512	11,821	1,689	0.07
Correction of the disequilibrium between savings and investment	6	7	8	59	8	
Stabilization of the financial sector	148	180	190	1,485	212	
Satisfaction of the needs and expectations of economic operators in financial services	791	960	1,014	7,932	1,133	
Access of economic agents to credit	234	284	300	2,345	335	

Table 18: Costs of the PRS (in CFAF million) (cont'd)

	2009	2013	2015	TOTAL 2009-2015	AVERAGE	SHARE
OUTCOME 2: TRANSFORMING COTE D'IVOIRE INTO AN EMERGING COUNTRY						
REVITALIZATION OF THE PRIVATE SECTOR	20,244	17,258	15,048	128,705	18,386	0.73
Re-launching the activity and development of the private sector	16,904	14,410	12,565	107,469	15,353	
Promotion of SMEs/SMIs	2,409	2,054	1,791	15,316	2,188	
Rehabilitation of national tourist offer and re-launching of tourist activities	951	811	707	6,049	864	
PROMOTION AND CREATION OF EMPLOYMENT	19,076	17,195	13,277	122,433	17,490	0.69
Access to employment	19,000	17,126	13,224	121,943	17,420	
Improvement of the working environment	76	69	53	490	70	
EXPLORATION AND EXPLOITATION OF MINING RESOURCES	-	201,560	1,240	705,660	100,809	4.00
EXPLORATION AND EXPLOITATION OF HYDROCARBON RESOURCES	-	73,474	1,494	177,314	25,331	1.00
DEVELOPMENT OF ICTs	-	5,171	9,248	112,944	16,135	0.64
SUB-TOTAL OUTCOME 2	571,138	1,290,700	1,068,714	7,594,863	1,084,980	43.04

Table 18: Costs of the PRS (in CFAF million) (cont'd)

	2009	2013	2015	TOTAL 2009-2015	AVERAGE	SHARE
OUTCOME 3: A WELL-BEING FOR ALL						
EDUCATIONAL SYSTEM AND TRAINING	388,338	611,223	856,584	3,907,392	558,199	22.14
Pre-school Education	15,197	35,375	45,021	213,514	30,502	
Accessibility to education	10,638	24,763	31,515	149,460	21,351	
Supervision and teaching	3,039	10,613	13,506	60,471	8,639	
Reforms of the system in relation with pre-school education	1,520	-	-	3,583	512	
Primary Education (public)	196,923	219,117	267,103	1,460,414	208,631	
Accessibility to primary education	137,846	153,382	186,972	1,022,290	146,041	
Supervision and teaching of school children	39,385	65,735	80,131	402,706	57,529	
Reforms of the system in relation with primary education	19,692	-	-	35,419	5,903	
Secondary Education I (public)	45,694	120,012	188,932	732,892	104,699	
Accessibility to secondary education	31,986	84,008	132,252	513,024	73,289	
Supervision and teaching of school children	9,139	36,004	56,680	209,462	29,923	
Reforms of the system in relation with secondary education	4,569	-	-	10,406	1,734	
Secondary Education II (public)	29,684	57,005	84,003	360,540	51,506	
Accessibility to education	20,779	39,904	58,802	252,378	36,054	
Supervision and teaching	5,937	17,102	25,201	101,774	14,539	
Reforms of the system in relation with secondary education	2,968	-	-	6,388	1,065	
Higher Education (public)	51,245	105,848	174,487	660,214	94,316	
Accessibility to education	35,872	74,094	122,141	462,150	66,021	
Supervision and teaching	10,249	31,754	52,346	188,291	26,899	
Reforms of the system in relation with higher education	5,125	-	-	9,773	1,629	
Vocational Training	10,779	10,262	10,262	72,851	10,407	
Literacy Education	1,909	4,606	7,156	28,452	4,065	
Other interventions	47,686	69,260	89,882	451,366	64,481	

Table 18: Costs of the PRS (in CFAF million) (cont'd)

	2009	2013	2015	TOTAL 2009-2015	AVERAGE	SHARE
OUTCOME 3: A WELL-BEING FOR ALL						
HEALTH	270,026	388,374	460,851	2,589,796	369,971	14.68
Improvement of the health system	191,243	259,738	275,553	1,703,116	243,302	
Prevention and control of Malaria	14,304	9,407	19,009	105,289	15,041	
Prevention and control of Tuberculosis	202	310	430	2,234	319	
Improvement of child health	7,746	11,987	16,739	86,325	12,332	
Improvement of reproductive an maternal health	19,606	26,479	33,252	183,838	26,263	
Prevention and control of HIV/AIDS	36,925	80,453	115,868	508,994	72,713	
PROMOTION OF GENDER EQUALITY	21,800	46,152	56,997	279,457	39,922	1.58
Institutional support for addressing gender issues	4,934	12,864	17,437	76,393	10,913	
Sensitization on female sexual and reproductive health	516	2,925	4,818	16,750	2,393	
Intensification of the fight against gender violence	5,346	12,299	14,736	73,439	10,491	
Support for professional insertion of young girls	4,252	12,794	15,807	73,744	10,535	
Participation of rural women in Community Management in rural areas	1,336	1,387	1,454	9,564	1,366	
Income-generating activities	5,323	3,776	2,620	28,838	4,120	
Promotion of women's participation in politics	93	107	125	729	104	
POTABLE WATER	104,059	86,267	91,004	645,409	92,201	3.66
Protection of water resources and studies on transfer of water to deficient areas	1,472	40	20	2,584	369	
Maintaining constant supply and extension of potable water services in urban areas	70,789	55,559	58,348	426,480	60,926	
Maintaining constant supply extension of potable water services in rural areas	27,948	25,483	25,483	181,405	25,915	
Reforms and committed costs	3,850	5,185	7,153	34,940	4,991	
SANITATION	63,550	91,250	101,550	661,230	94,461	3.75
Improvement of the sanitation system in the city of Abidjan	40,100	63,000	71,250	445,380-	63,626	
Improvement of access to sustainable sanitation in urban areas: towns up country	22,700	28,000	30,300	213,600	30,514	
Improvement of access to sustainable sanitation in rural areas	750	250	-	2,250	321	
ENVIRONMENT	128,995	77,729	30,765	519,650	74,236	2.95
Management of natural resources and conservation of the biodiversity	19,351	29,417	3,548	120,017		
Integrated management of water resources (IMWR)	6,120	11,284	10,354	64,569		
Management of domestic and industrial wastes and the fight against pollution	103,524	37,028	16,862	335,064		
HABITAT AND LIVING ENVIRONMENT	155,517	58,713	34,515	531,656	75,951	3.01
Urbanization and Town Planning	190	190	190	1,330		
Access to rural and urban land ownership	8,986	8,986	8,986	62,899		
Management of the habitat and living environment	146,341	49,537	25,339	467,427		
POPULATION	452	3,755	4,083	25,500	3,643	0.14
Production, dissemination and filing reliable and disaggregated data	416	663	512	11,977		
Modernization and protection of the civil registry	36	3,092	3,571	13,523		
SOCIAL PROTECTION	336	565	185	6,861	980	0.04
Implementation of programs on identification and census of vulnerable segments and young people	-	-	-	1,570		
Development and implementation of national civil protection policy	111	70	20	866		
Institution of measures and mechanisms of re-adaptation of disabled persons	225	495	165	4,425		

Table 18: Costs of the PRS (in CFAF million) (cont'd)

	2009	2013	2015	TOTAL 2009-2015	AVERAGE	SHARE
OUTCOME 3: A WELL-BEING FOR ALL						
CIVIL PROTECTION	1,000	4,000	3,000	33,400	4,771	0.19
Financing civil protection	1,000	1,000	1,000	7,000		
Increasing the human, material and infrastructural capacities of civil protection	-	3,000	2,000	26,400		
SPORTS	8,185	1,000	1,000	15,185	2,169	0.09
Implementation of the policy on the youth, civic education and sports	8,185	1,000	1,000	-		
CULTURE	834	2,255	1,647	12,850	1,836	0.07
Refocusing the vision and ethics of cultural development	13	5	-	78		
Combating piracy	224	75	72	810		
Creation and strengthening of the capacities structures for dissemination of culture	582	1,775	1,175	10,717		
Ownership and promotion of national languages	15	400	400	1,245		
DEVELOPMENT OF THE HUMAN CAPITAL AND TRAINING	-	707	25	14,383	2,055	0.08
Development of the program for rehabilitation, equipment and strengthening of the capacities public vocational training establishments	-	-	-	9,758		
Creation and development of the partnership with the private sector	-	42	-	2,300		
Establishing cooperation relationships between the ministries in charge of education	-	25	25	125		
Enhancing the strategic planning of the training system	-	640	-	2,200		
SUB-TOTAL OUTCOME 3	1,134,907	1,370,990	1,641,206	9,242,769	1,318,226	52.38

Table 18: Costs of the PRS (in CFAF million) (cont'd)

	2009	2013	2015	TOTAL 2009-2015	AVERAGE	SHARE
OUTCOME 4: COTE D'IVOIRE A DYNAMIC ACTOR ON THE REGIONAL AND INTERNATIONAL SCENE						
	-	2,844	2,525	16,976		
Country Risk	-	12,540	11,784	84,124		
SUB-TOTAL OUTCOME 4	-	15,384	14,309	101,100	14,443	0.57
TOTAL	1,832,896	2,773,164	2,832,181	17,645,037	2,518,550	100.00

3.3 Resource Mobilization

861. Investments to be made over the period 2010-2013 comprise traditional investments and the new investments identified in the framework of the PRSP and which take into account the mobilizations expected in the context of the HIPC initiative. The implementation of the PRS should experience a real boom from 2010, after the attainment of the completion point of the HIPC initiative. Hence, the Government's investment efforts on its equity resources in the framework of the funding of the PRS would increase to CFAF 270 billion in 2010 and gradually increase to reach CFAF 642,9 billion in 2013.

862. **To support these levels of investment**, the country in addition to the effective equity resources must, with the help of all the technical and financial partners, mobilize more funds both internally and externally for funding the priority sectors. This must be done despite the difficult international environment which is characterized by the economic and financial crisis.

863. In this perspective, **the domestic sources** could come from a capitalization of bank savings and insurance policies in favor of development funding. They could concern concessional loans, notably in the real estate sector through the acquisition of decent housing and in the educational sector for the funding of education of children. These concessional loans would be granted on a long-term basis and will target new workers in the private and public sectors. Their implementation will be based on lessons learnt from the 2008 international financial crisis and will have a positive impact on the level of national consumption.

864. **The deductions associated with extra-fiscal taxes on certain targeted violations** committed by the population could also serve as a framework for funding the sectors concerned. It could, among other things, concern: (i) the experimentation of the “polluter payer” for air pollution offences by road users or certain industries for the funding of the environment sector and (ii) penalties inflicted for the anarchic piling of refuse on public spaces to support the living environment. The resources mobilized will be paid back into the targeted support fund.

865. **The external sources of funding** will come, among others, from donations in the form of project support provided by the agencies of the United Nations system (UNS) to the Government in the framework of the implementation of the United Nations Development Assistance Facility (UNDAF 2009-2013) which envisages to grant US\$ 193,852 million for assistance to the social sectors of the PRS. However, these agencies are prepared to look for additional resources to the tune of US\$ 232,239 million as additional funding for the PRS.

866. On the other hand, direct support to the population or budget aids will come from bilateral or multilateral cooperation not subjected to the HIPC conditions like the 10th European Development Fund (EDF) for nearly 250 million euros over the period. Indeed as soon as the PRSP is validated, all the interventions will be harmonized and aligned on the efficient implementation of the policies and strategies defined for each sector.

867. Other types of external resources will be sought and mobilized by the Government from the major international centers for decisions and high level discussions like the headquarters of the European Commission in Brussels, the headquarters of the United Nations in New York (USA), TICAD, IMF and the World Bank, as well as the participation in major sub-regional meetings.

Box 10: Sources of potential funding of the PRS and the gap to be sought at the end of January 2009

The total cost of the funding of the priority actions of the PRS amount to CFAF 17, 645.037 billion over the period 2009-2015. The funding of these actions will be based on three main sources, namely:

- **Government’s own domestic resources with CFAF 3,500 billion** (representing a minimum mobilization capacity of CFAF 1,800 billion per annum, of which nearly CFAF 1,300 billion for salaries, subscriptions for water, electricity and telecommunication networks, social services like pension and retirement benefits, community duties, subventions and other transfers, etc.);
- **Resources from the HIPC initiative** with a substantial alleviation of US\$ 3,004.9 million during the interim relief period and US\$ 2.053 million from multilateral institutions, namely the World Bank (US\$ 1,732.1 million), the African Development Bank (US\$ 311.6 million) and the IMF (US\$ 9.3 millions). Côte d’Ivoire has already benefited from a large portion of alleviation of its debt under the HIPC initiative, representing about 45%.
- **Additional external resources**, notably grants known as of this date which would come from the European Union estimated at 250 million Euros and Agencies of the United Nations System for about US\$ 426.091 million of which US\$ 193.852 million are already available.

*The resources potentially available for the funding of the PRS as at the end of January 2009 amounted to nearly CFAF 5,614 billion apart from the contributions from the program of assistance to member countries of the World Bank through IDA15 and the African Development Bank through ADF 12, etc. **The funding gap to search for during the donors round table conference scheduled for June 2009, is estimated at nearly CFAF 12, 000 billion for the period 2009-2015.***

3.4 Institutional Framework for Monitoring Implementation of the PRSP

868. The institutional system in support of implementation and monitoring-evaluation of the Poverty Reduction Strategy (PRS) must be understood and analyzed in the more general framework of implementation of government development policies and the function assigned to the PRSP in this context.

869. The PRSP, prepared with the participation of the population, is a planning tool used to focus attention and actions of the Government and development partners on the policies that the Government intends to implement in order to stimulate stronger economic growth and better oriented towards poverty reduction. The PRSP identifies the objectives, strategies and actions that the Government intends to pursue in that regard in the short and medium-terms.

870. The PRSP, adopted by Côte d'Ivoire, comes within the wider scope of the debt relief initiative (HIPC Initiative). Besides, it must be used to guide the support policies of international partners, notably through the Roundtable Conference that should, at the beginning of the exercise, help to identify the necessary sources of funding for implementation of the PRS.

871. The PRSP, therefore, represents a commitment of the State towards the population and also a tool that enables development partners to better align their support and actions to the strategy pursued by the Government. In this regard, it is particularly important to show the greatest possible transparency in the implementation of the PRS – so that a) the population can clearly judge the action of the Government, and b) the international partners can have adequate visibility of the outcome of these strategies and the use of their aid.

Role of the institutional support system in the implementation and monitoring-evaluation of the PRS

872. The role of the institutional system in support of the implementation of the PRS is, therefore, to ensure that the activities identified in the policy matrices of the PRSP are, each year, included in the sector activity plan of the different ministries, funded by clearly identified budget lines, and finally, that they are effectively executed by the different government structures or responsible partners. The institutional system in support of the PRS must, therefore, ensure, each year, that the action of the State and the partners are well aligned and in harmony with the strategies defined in the PRSP; it must, in this regard, offer technical assistance to the different government actors so that the latter are effectively in a position to efficiently play their role.

873. To ensure efficient implementation of the PRS, it is also necessary to have an efficient monitoring-evaluation tool specifically focused on activities carried out in the framework of the PRS, so as to ensure better transparency of the policies and actions, and also be able to correct, where necessary, the operational dysfunctions. This monitoring-evaluation system, which is based on, or at least connected to the Government's data collection systems, must be autonomous in its functioning.

Characteristics of the institutional system in support of the implementation and monitoring-evaluation of the PRS

874. To enable it to efficiently fulfil its role, the institutional system in support of the implementation and monitoring-evaluation of the PRS should meet a number of functional conditions, which are, moreover, going to determine its place in the government system: i) it must

have sufficient authority, and legitimacy, to enable it to interact efficiently with the different ministerial structures in charge of the planning, budgeting and data collection, as well as with the international partners; ii) it must be located in a manner that will ensure easy access and be close to the decision-making channels of the budget cycle, as well as the data collection and processing channels; iii) it must be placed under the authority of a ministry fully committed to the logic and issues defined by the PRSP.

875. The efficient functioning of this system is a delicate exercise which consists in being both the advocate of the PRS (and, therefore, in some sense, the representative of the different stakeholders, and more particularly of the poor), while being at the same time, the agent for monitoring its efficient implementation. It must, in that regard, be close to the central systems of the State, with which it must work in a spirit of collaboration and coordination, but also close to the base, i.e. the local authorities, the decentralized services, and associations or groups representing the different interest groups of the nation. Moreover, to be efficient, the system must be flexible, pragmatic, sufficiently autonomous, and constituted by a professional and highly-qualified staff.

876. On the basis of the above, an institutional framework for piloting the PRSP is in place. It comprises three main bodies: (i) the National Steering Committee (CNP); (ii) the National Supervision Committee (CNS); and (iii) the Permanent Technical Secretariat for Monitoring the PRS (STP-PRS). The tasks of each body will be specified in the terms of reference.

The National Steering Committee (NSC)

877. The National Steering Committee is the decision-making body of the PRS institutional monitoring framework, and is chaired by the Prime Minister.

Functions:

878. It is responsible for (i) adjusting or correcting the strategic orientations of the PRS, by ensuring consistency with sectoral policies; (ii) reviewing and approving the PRS annual implementation plan; (iii) endorsing the PRS annual budget; (iv) approving the annual monitoring report on implementation of the PRS and (v) providing the necessary arbitration as a last resort.

Members:

879. The NSC, chaired by the Prime Minister, comprises members of the Government; the State Inspector General; Speaker of the National Assembly; President the Economic and Social Council (ESC); Chairmen of Regional and District Assemblies of Côte d'Ivoire (ADDCI); Presidents of the Union of Towns and Communes of Côte d'Ivoire (UVICOCI), the Chamber of Commerce and Industry of Côte d'Ivoire (CCI), the Chamber of Agriculture, the National Chamber of Trades of Côte d'Ivoire, the General Confederation of Enterprises of Côte d'Ivoire (CGECI); Secretaries-General of Trade Unions, the Federation of SMEs/SMIs (FIPME), the Forum of Religious Bodies, the Federations of NGOs in Côte d'Ivoire; the Secretary-General of the Association of Traditional Kings and Chiefs of Côte d'Ivoire, the National PRS Supervision Committee and a delegate appointed by the PRS National Supervision Committee (NSC).

Operation:

880. The Secretariat of this body is run by two members representing the National Supervision Committee of the PRS. The National Steering Committee meets at least twice a year and organizes an annual meeting with development partners.

The National Supervision Committee (NSC)

881. The NSC supervises the activities of the Permanent Technical Secretariat for monitoring the PRS monitoring (PTS-PRS), prepares the decisions of the Steering Committee and serves as a forum of inter-sectoral dialogue.

Functions:

882. Its function is to: (i) review the annual PRS implementation plan prepared by the PTS; (ii) review the annual budget of the PRS; (iii) approve the work plan and budget of the PTS; (iv) review the annual monitoring report on implementation of the PRS and (v) conduct the necessary operational and technical arbitration to ensure consistency between the sectoral plans and activities of the PRS.

Members:

883. The NSC is chaired by the Ministry for Planning and Development, assisted by the Ministry for Economy and Finance.

884. The members of the CNS are: the Directors-General in charge of the Economy; Budget and Finance; the Treasury and Public Accounting; Customs; Planning; Development of the Regional Economy, Population and Capacity Building; Decentralization and Local Development, Reconstruction and Reintegration; the National Bureau of Technical Studies and Development; the National Statistics Institute; Employment; the Investment Promotion Center of Côte d'Ivoire; and the Export Promotion Association of Côte d'Ivoire.

885. It also comprises the Directors of: the Central Bank of West African States, the Economic Conditions and Forecasting Department; the Ivorian Center for Economic and Social Research; the National Higher School of Statistics and Applied Economics; the National Secretary for Good Governance and Capacity Building and the Permanent Secretary of the National Prospective Studies Office.

886. Finally, the members of the NSC include three representatives of the National Assembly, five representatives of the Private Sector, five representatives of the Civil Society, and five representatives of the decentralized communities.

Operation:

887. The National Supervision Committee meets at least once every quarter. Its secretariat is ensured by the Permanent Technical Secretariat for Monitoring the PRS (PTS-RSP).

- ***Permanent Technical Secretariat for Monitoring the PRS (PTS-PRS)***

888. It is the technical operational body in charge of the monitoring-evaluation of implementation of the PRS and reports to the NSC. It leads the participatory coordination process of the PRS among stakeholders, to whom it may provide technical assistance. It is also responsible for monitoring and analyzing the consistency between the sectoral policies and the

PRS. The Permanent Technical Secretariat Monitoring the PRS is directly attached to the Office of the Minister for Planning and Development.

Functions:

889. It is responsible for: (i) preparing the annual monitoring report on implementation of the PRS monitoring; (ii) preparing the annual plan for implementation of the PRS; (iii) ensuring integration of PRS activities into the annual budget of the PRS, in coordination with the sector ministries and the Budget Department; (iv) monitoring resource mobilization for financing the PRS; (v) preparing meetings of the National Supervision Committee; (vi) coordinating activities of the regional committees and sectoral coordinators; (vii) managing audits on achievements of the PRS and planned objectives; (viii) ensuring communication and dissemination of information on the PRS; (ix) coordinating the plans for strengthening the capacities of the regional committees and local communities; (x) coordinating the mid-term review of the PRS at preparing the subsequent PRSP and (xi) harmonizing the frameworks for cooperation and intervention of development partners with the PRS (notably for their monitoring-evaluation needs).

Members:

890. The PTS-PRS is headed by a Director-General. He is supported in this task by a team of experts:

- A monitoring-evaluation expert in charge of ensuring quality control of the work of the PTS as well as the production of reports and coordination with the partners. He is also responsible for leading the analysis on gaps between the target values and the observed values, proposing corrective measures and identifying those responsible for implementing these measures;
- A statistician and computer specialist responsible for preparing and managing the database. He is also responsible for setting up and operating databases at the regional level. He must provide PTS officers with all the data needed for carrying out their activities;
- An expert responsible for monitoring the budget cycle (SIGFIP, SIGBUD, etc.) and the expenditures in connection with implementation of activities. He is responsible for seeing to the production of financial statements on implementation of the PRS;
- An information and communication expert, responsible for circulating information among the various PTS officers, on the one hand, and, on the other between the PTS and stakeholders of the PRS (information letter, monthly bulletin, web site, seminars, etc.);
- A planning expert responsible for drawing up the annual plan of the PRS and ensuring coordination with the MTEF and the PIP, as well as the monitoring of the sector plans coordination of the sector coordinators and harmonization of the intervention frameworks with the partners;
- An expert responsible for coordinating and supervising the work of the ten monitoring officers at the regional level;
- Ten PRS monitoring officers at the level of the development poles;
- An expert responsible for building the capacities of the sector or territorial stakeholders, and also in charge of relations with the NIS;

- A management assistant responsible for: organizing the secretariat of the CNS; organizing and monitoring the work plan of the PTS;
- An accountant;
- Support staff comprising two drivers.

Operation:

891. The PTS-PRS operates on a Budget allocated by the Government of Côte d'Ivoire. It also solicits support from the sector coordinators. When there is a need for analytical work or in-depth studies, the PTS may call on local expertise such as University research institutes or independent research center.

892. The PTS-PRS works in conjunction with various institutions that are actively in the implementation of the PRS implementation (See Graph 1).

• ***Regional Committees***

893. A regional committee is formed in each of the 10 development poles (see Table 1).

894. The Regional Committees are autonomous from the central structures. They enhance regional dialogue and serve as a consultation forum for the various actors at the regional level.

Function:

895. Their function is to monitor the implementation of the PRSP at the regional level and deliberate and express opinions and recommendations on the implementation of the PRSP at the regional level (targeting and prioritization of actions, interventions, etc.).

Members:

896. The Regional Committees comprise:

- The Prefects (representatives of the Government). The Regional Committee is chaired by Prefect of the commercial capital of the development pole;
- Monitoring officers of the PRS at the regional level. They provide secretarial services to the Regional Committee; they prepare and transmit the regional progress reports to the PTS-PRS;
- The Regional Directors of Ministries and the Regional Director of the NIS who reports to the Regional Committee on the implementation of the PRS;
- The representatives of the local communities: two representatives per general council, one representative per commune;
- Two representatives of NGOs, two representatives of religious and traditional bodies, two representatives of rural operators, two representatives of women's associations, two representatives of the youth, two representatives of the private sector, two representatives of the media (radio and print press);
- Three regional representatives of the technical and financial partners.

Operation:

897. The Regional Committees meet every quarter and the PRS Regional Coordinator serves as secretary for this Committee.

Table 19: The regions where the Regional PRS Monitoring Committees are based

N°	Development Poles	Economic Capital	Regions	Departments concerned
1	Center	Yamoussoukro	<i>Lacs, N'zi-Comoé</i>	Yamoussoukro, Toumodi, Tiébissou, Dimbokro, Bongouanou, Daoukro, M'Bahiakro, Bocanda
2	Center -East	Abengourou	<i>Moyen Comoé</i>	Abengourou, Agnibilekrou
3	Center -North	Bouaké	<i>Vallée du Bandama</i>	Bouaké, Béoumi, Dabakala, Sakassou, Katiola,
4	Center -West	Daloa	<i>Haut Sassandra, Fromager and Marahoué</i>	Daloa, Issia, Vavoua, Gagnoa, Oumé, Bouaflé, Zuenoula, Sinfra
5	North	Korhogo	<i>Savanes</i>	Korhogo, Tengrela , Ferkessedougou, Boundiali
6	Nord -East	Bondoukou	<i>Zanzan</i>	Bondoukou, Bouna, Tanda, Nassian
7	Nord -West	Odienné	<i>Denguélé, Bafing and Worodougou</i>	Odienné, Minignan, Madinani, Touba, Mankono, Seguela,
8	West	Man	<i>Montagne, Moyen Cavally</i>	Man, Danané, Biankouma, Kouibly, Zouhan Hounien Bangolo, Duekoué, Guiglo, Blolequin, Toulepleu
9	South	Abidjan	<i>Lagunes, Agneby, Sud Bandama and Sud Comoé</i>	Abidjan city, Grand-Lahou, Tiassalé, Alépé, Dabou, Jacquville, Sikensi, Adzopé, Agboville, Divo, Lakota, Aboisso, Adiaké, Grand-Bassam
10	South-West	San Pedro	<i>Bas Sassandra</i>	San Pédro, Sassandra, Soubré, Tabou

898. In the development poles, constituted by several administrative regions, the Regional Committee will be chaired by the Prefect of economic capital of the development pole.

- **Future Developments**

899. At the levels of the Department, District and Commune, in line with the Government's decentralization and deconcentration policy, committees will be set up, based on the experience with the Regional Committees, as and when the PRSP is implemented.

- **PRS Sector Coordinators**

900. They are the correspondents of the PTS-PRS in their ministry. The report to the PTS-PRS and advise it. Each sector coordinator is appointed by his Minister, from among the management officers responsible for planning and monitoring-evaluation of his Ministry.

901. The sector coordinators are responsible for ensuring consistency between the monitoring work of the PTS and the monitoring work performed by the sector planning departments. They participate in the preparation of annual plan for implementation of the PRS and the coordination of sector plans. They ensure the effective implementation of activities of the PRS in their sector.

902. The functions of the sector coordinators will be supported by the PTS-PRS. The sector coordinators meet twice a year according strategic area.

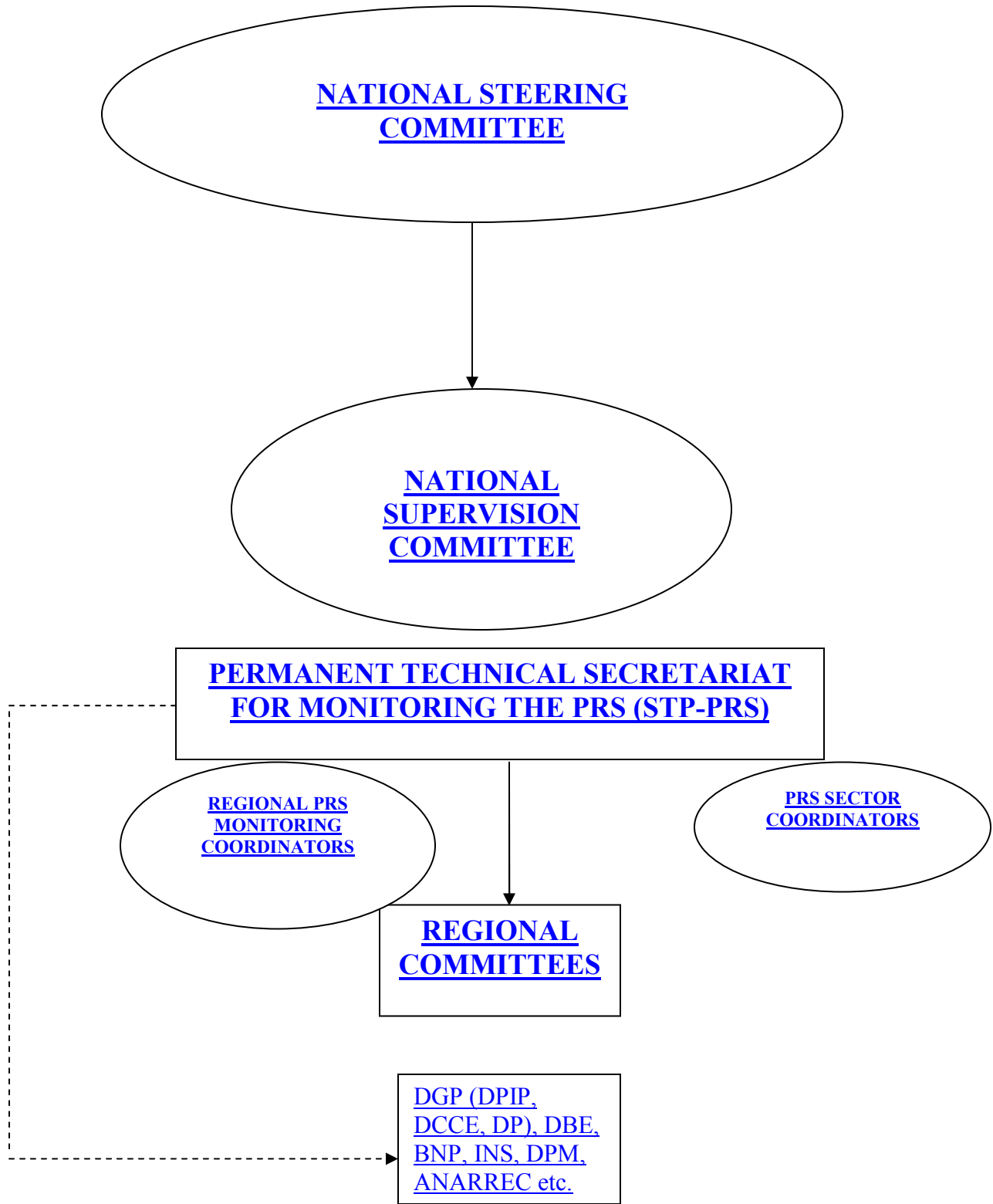
- ***PRS Monitoring Officers at the Regional Level***

903. They are the representatives of the PTS-PRS and are attached to the Regional Planning Department of each of the ten (10) development poles. They monitor the implementation of activities of the PRS and the Secretariat of the Regional Committee.

904. They work with the statistical services of the deconcentrated Administrative Departments, the Regional Departments o the NIS, the officers in charge of monitoring the activities of the local authorities, NGOs and development partners for centralizing, compiling and formatting the statistical data on implementation of the PRS. They manage the database of the PRS at the regional level. They prepare the supervision missions of the PTS teams and those conducted jointly with the central administrations and other partners. They prepare the monthly field reports, which they transmit to the PTS-PRS and the PRS Regional Committee.

905. They report to the Managing Director of the PTS-PRS and collaborate with the DR Plan, in particular, the strengthening of the capacities of the Regional Department.

INSTITUTIONAL FRAMEWORK FOR MONITORING THE PRS



Guiding principles of the institutional support system for the implementation and monitoring-evaluation of the PRS

906. The PRSP does not account for the entire government action. Indeed, it is rather a specific sub-set of government policies, a sub-set of economic, social or institutional policies, which have been identified as having a specific impact on economic development and poverty reduction.

907. The implementation of the Poverty Reduction Strategy will always be governed by the following guiding principles, which have been largely endorsed by the stakeholders: proximity, out-sourcing, transparency, participation, speed, subsidiarity, complementarity and synergy.

908. (a) By virtue of the principle of proximity, the decision areas concerning the implementation of intervention under the Poverty Reduction Strategy interventions must be as close as possible to the beneficiaries and their place of residence so as to better target their interventions;

909. (b) By virtue of the principle of out-sourcing, the State recognizes that the implementation of the Poverty Reduction Strategy is not the responsibility of official and administrative bodies only, but also of the local authorities, civil society and private sector actors;

910. (c) By virtue of the principle of transparency, it will ne necessary to introduce at all levels of intervention, a series of mechanisms guaranteeing visibility and control so as to maintain a balance between responsibility and autonomy;

911. (d) By virtue of the principle of participation, the beneficiaries of poverty reduction projects and programs must be associated with all decisions concerning them personally;

912. (e) By virtue of the principle of equity, it is important to guarantee equality of rights and responsibilities when involving the different stakeholders, taking into account gender differences, social inequalities as well as regional and local specificities in piloting the execution of the PRSP and in the various areas of poverty reduction activities;

913. (f) By virtue of the principle of expediency, procedures must be adopted to ensure both swiftness and transparency in disbursements, award and execution of contracts;

914. (g) By virtue of the principle of subsidiarity, the implementation will be organized by empowering actors intervening at different administrative levels – from the local level to the national level, according to their comparative advantages in terms of efficiency, targeting, economies of scale, etc.

915. (h) By virtue of the principle of complementarity and synergy, the strategy must aim at the efficient combination of the means and resources with a view to optimizing the results.

3.5 PRS Implementation Monitoring Processes

- MONITORING / EVALUATION

Preliminary Activities

➤ *Development of monitoring matrices (identifying input, output, outcome, impact indicators)*

Inputs (Financial, human, material resources deployed for implementation of the PRSP):

Outputs (Outcome of actions or activities implemented to achieve objectives);

The indicators will be identified by the PTS-PRS, with the collaboration of the Planning Departments of the Ministries and technical partners (March 2009);

Result (Measures the degree of achievement of intermediary objectives):

Impact (Measures the degree of achievement of the overall objectives and poverty reduction)

The matrix of indicators will be finalized by the PTS-PRS (March 2009)

The indicators identified will be matched with the monitoring-evaluation needs of partners. A database will be prepared to inform all indicators identified.

➤ *Identification of sources of information*

The identification of the databases needed to inform the indicators will be carried out by the PTS-PRS, in conjunction with the Departments responsible for planning, Research Centers and the NIS.

The activities of the National Statistical Development Strategy (SNDS), required for monitoring the PRS, will be implemented with the support of the PTS-PRS, to facilitate the disaggregation of the matrices at the regional level by the end of 2010.

The PTS-PRS will explore the possibilities of collaborating with the Inspectorate General to produce the inspection and audit reports.

The PTS-PRS should plan and commission Core Welfare Indicator Questionnaire (CWIQ) surveys required for assessing the impact of the sector policies. The PTS-PRS will identify and show the amount and sources of financing needed.

The PTS-PRS will supervise the assessment of monitoring-evaluation systems and tools of the Departments responsible for the monitoring-evaluation in the Ministries.

In conjunction with the Regional Committees, the PTS will develop a plan to enhance the monitoring-evaluation at the local level by making use of participatory evaluation tools (like the citizen report card).

➤ *Setting up the data gathering system and procedures (April 2009)*

The PTS-PRS will prepare a time-table of its activities, ensuring that it matches the needs of the Government timetable. It will then prepare a procedure manual/terms of reference.

Recurrent Activities

The period for data collection for calculating the indicators shall be six months for input indicators; annually for output indicators and five years for impact indicators.

The annual implementation monitoring report will be prepared for publishing in March (NB: submission of the **first report** to the CNS in the 14th month following the start of the implementation of the PRS and to the CNP in the 15th month).

A bi-annual report (July and December) on the PRS budget execution will be prepared to ensure its consistency with the annual implementation plans.

➤ **Integrated public finance management system (SIGFIP)**

The PTS-PRS, in coordination with SIGFIP, will follow the execution of disbursements related to the activities of the annual PRS implementation plan. To this end, a monthly disbursement/expenditure monitoring report will be produced and, will suggest, where necessary, the relevant corrections.

• **SUPPORT FOR THE IMPLEMENTATION**

Preliminary Activities

- ***Publication of the decree/order establishing the institutional implementation framework (in particular, the CNP, CNS, PTS-PRS and the Regional Committees) January 2009;***
- ***Preparation of the first PTS-PRS budget and its allocation (investment and operation – January 2009);***
- ***Setting up the mechanisms needed to circulate information on the PRS.***

Preparation and implementation of a communication plan, which includes the PRSP web site, a bi-monthly information letter, awareness and training seminars for stakeholders (civil society, media, local government, etc.).

- ***Setting up a forum for cooperation and coordination between PTS-PRS and civil society organizations (CSOs) involved in development activities.***

This cooperation and coordination forum will be initiated by the PTS-PRS and eventually managed by the civil society organizations.

Recurrent Activities

- ***Allocation of PTS-PRS budget (January 2009)***
- ***Preparation of the annual plan for implementation of the PRS***

The PTS-PRS will identify the financial contributions of partners for the years to come, so as to take into account the Government's part in the budget. This should be done from the month of May for the following year.

It should meet with all the planning officers of the sector ministries and then with the institutions responsible for public investment programming and local investments for the production of annual PRS implementation plans by sector.

It will then finalize the annual implementation plan (October) depending on the arbitrations of the budget conferences.

Finally, it will ensure that the matrix of Government actions contains the activities stated in the annual PRS implementation plan (January).

➤ ***Support to sector plan preparation process (medium-term) and their harmonization with the PRS.***

This entails conducting an assessment and analysis with the planning officers of the various sector ministries. The PTS-PRS will coordinate with the Directorate General of the Budget, the preparation of the MTEF for the ministries that have a sector plan. For those that do not have, the PTS-PRS will set up a timetable for preparing their sector plan.

➤ ***Support for building the capacities of workers involved in the implementation of the PRS***

The PTS-PRS will identify the capacity building needs at the regional level and the possible support sources (Procurement Department, Population and Capacity Building Department, capacity building unit of the Ministry of Economy and Finance, Secretariat of Good Governance and Capacity Building, international partners, etc.).

It will initiate a pilot program of the rapid results initiative on some sectors, with support from the World Bank Institute.

➤ ***Sensitizing stakeholder awareness about implementation of the PRS (Principal Secretaries, sector coordinators, regional committees, etc.) on the PRS planning and monitoring process.***

The PTS-PRS will organize an annual meeting with each group of stakeholders and will circulate the information through its information letter.

➤ ***Organization of consultation round tables between the Government and operational partners***

The PTS-PRS will organize and supervise coordination and planning meetings on the activities of the ministries and partners, notably UNDAF and the 10th EDF, etc., on half-yearly basis.

• **LINK WITH THE BUDGET FRAMEWORK**

Budget preparation stages

The PTS-PRS will collaborate with the different structures institutions involved in budget preparation to ensure integration of PRS activities into the State's budget (below is the budget preparation cycle with the stages where the PTS-PRS intervenes, written in bold).

- **Preparation of budget plan (DPSB/DBE+ PTS-PRS) (March)** and its adoption by the Council of Ministers (April)
- **Development of the PIP (DGP/DBE+PTS-PRS) (April)**

- Communication of budget allocations to Ministries: Determination of budget appropriations (April) and budget planning (Prime Minister's Office and DPSB) (May)
- **Preparation of budget proposals by Ministries: Distribution of budget allocations (DAAF and delegated Credit Administrators+PTS-PRS)** and inputting credit distribution into SIGBUD (May-June)
- Return of budget proposals from Ministries (DAAF) (July)
- **Budget Conferences (DGBF/DGP+PTS-PRS) (July-August)**
- Review of draft budget by the Council of Ministers (Office of the Minister for Economy and Finance) (September)
- Finalization of budget documents (DGBF) (September)
- Publication of budget documents (DGBF/Ministry of Public Service) (September)
- Submission of budget documents to the National Assembly (Office of the Minister of Economy and Finance) (October)

3.3 Time-Table and Plan for Finalizing the PRSP Action Matrices

Objective/Result: Prepare and design priority PRSP action matrices by sector or strategic area, and disaggregate these actions by area of development – region – department and communes, stating the monitoring indicators (output and results, with their target values), in order to facilitate calculation of PRSP costs.

Deadline: March ending 2009.

Process: *First, identification of the teams* that will work on the preparation of the matrices;
 These teams will be organized by sector or by overall objective (the strategic areas are too broad to ensure for efficient work).
 Each team shall not exceed twelve people.
 Composition of the teams: Chaired by a member of the PTS-PRS, it will comprise officers of the Budget and Finance Department, members of the DPIP, sector coordinators of the PRSP and two or three people from the supervisory ministry or one or two international experts specialized in the area from the donor community in Côte d'Ivoire, and where necessary, experts from the civil society, the university, private sector (the idea is to create diversified groups to ensure greater creativity in the work).

- At the end of December, all participants should have been contacted and, if possible, given information about their dates of availability (at least for the first month), so that a provisional work schedule may be prepared for the subsequent three months.

- **Organization of workshops:** the most efficient way is to organize workshops of a maximum of one-day for each team, but repeated weekly or fortnightly over a period of two to three months.
- **Work breakdown:** (a) Identification of actions under the implementation strategy for each intermediate objective; (b) identification of output and result indicators; (c) definition of target values of the indicators, disaggregated regionally, if possible; (d) determining the cost of activities carried out by the ministries; (e) verification/validation of the disaggregated matrices at the regional level (at the same time as the initial work for setting up the Regional Committees; (f) setting the priorities.
- **Duration:** Preparation of the matrix of activities for each sector (or overall objective), including the indicators and their target values, will require at least three days of meetings;
- **Methodology:** Discussions will be based on analysis of the problems pertaining to the PRSP, the logical framework, the sector plans of the ministries and donor programs. The suggested work method is that which is used for the preparation of the institutional framework, i.e., essentially, questioning (maieutics) by the methodology expert providing support to the Permanent Technical Secretariat.
- A sub-objective of this work is to train (on the job) experts of the PTS in this method.

General Observations:

The end of this work should coincide with the start of the preparation of the Government budget, and should, therefore, help to integrate without much difficulty activities of the first annual implementation plan (2010) in the preparation of the PIP, the budget, etc.

The work will serve as basis for preparing the Donors' Round Table, which should, in principle, be organized by June 2009.

The work will be done at the same time as the establishment of the PRSP institutional framework (decrees on setting up the committees and the PTS, financing, identification of PTS experts, localization of offices, purchasing of equipment, etc.).

Table 20: Outcome indicators of the PRSP

Indicators of Poverty and Well-being

Indicators	Origin of Data	Frequency
Incidence of poverty	ENV (NIS)	3 years
Depth of poverty (P1)	ENV (NIS)	3 years
Severity of poverty (P2)	ENV (NIS)	3 years
Share of the 1/5 poorest in the national consumption	ENV (NIS)	3 years
Percentage of households with a radio set	ENV (NIS)	3 years
Percentage of households with a television set	ENV (NIS)	3 years
Number of subscribers to the mobile telephone service	ATCI	1 year
Number of subscribers to the telephone service	ATCI	1 year
Percentage of households with a micro computer	ENV (NIS)	3 years

Orientation 1: Consolidation of Peace, Security of life and property, promotion of Good Governance

Areas	Indicators	Origin of Data	Frequency
Governance	Average duration of preventive detention	Ministry of Justice /NIS	1 year
	Percentage of cases judged within the required time frames on the cases registered	Ministry of Justice/NIS	1 year
	Transparency international index	Transparency international	1 year
	Index of satisfaction of users of administration	SNGRC/NIS	1 year
	CPIA (Country Policy and Institutional Assessment) index of the World Bank	World Bank	1 year
	Average time for treating cases in justice	Ministry of Justice/NIS	1 year
	Number of Magistrates for 10,000 inhabitants	Ministry of Justice/NIS	1 year
Protection of Life and Property	UN security index	UNO	1 year
	Number of police officers for 10,000 inhabitants	Ministry of Interior / NIS	1 year
	Number of gendarmes for 10,000 inhabitants	Ministry of Defense / NIS	1 year
	Number of armed robberies	Ministry of Interior/ NIS	1 year

Orientation 5: Decentralization as a means of participation of the population in the process of development and reduction of regional disparities

Areas	Indicators	Origin of Data	Frequency
Decentralization	Number of local development plans implemented	Ministry of Interior/ Ministry of Planning	1 year
	Share of equity resources in the budgets of the decentralized communities	Ministry of Interior/MEF	1 year
	Rate of participation of the population in local elections	CEI	5 years

Orientation 2: Sanitation of the Macro-economic Framework

Areas	Indicators	Origin of Data	Frequency
Macro-economic sector	Per capita GDP	MEF/NIS	1 year
	Per capita GDP growth	MEF/NIS	1 year
	Rate of public investment	MEF/NIS	1 year
	Primary basic balance in percentage of GDP	MEF	1 year
	Current balance in percentage of GDP	Central Bank (BCEAO)	1 year
	Budget balance in percentage of GDP	MEF	1 year
	Inflation rate	NIS	1 year

Orientation 3: Creation of jobs and wealth through support to the rural world and promotion of the private sector as an engine of growth

Areas	Indicators	Origin of Data	Frequency
Employment	Rate of activity	Ministry of Employment/ENV/INS	3 years
	Unemployment rate	Ministry of Employment /ENV/NIS /	1 year
	Rate of informal activities	Ministry of Employment /ENV/NIS	1 year
	% of non agricultural salaried women	Ministry of Employment /ENV/NIS	1 year
Agriculture	Rate of growth of agricultural output - Food production (grains, animal production, tubers, timber) - Production of cash crops (coffee, cocoa, cotton, rubber, oil palm, cashew)	MINAGRI/MIPARH/NIS	1 year
	Rate of dependency on importation of grains	MINAGRI/MIPARH/NIS	1 year
	Rate of dependency on importation of non cereal food products	MINAGRI/MIPARH/NIS	1 year
	Rate of food self-sufficiency	MINAGRI/MIPARH/NIS	1 year
	Rate of export of food products	MINAGRI/MIPARH/NIS	1 year
	Cost of the average food basket per household	ENV/NIS	1 year
Nutrition	Rate of malnutrition of children aged 0-5	MOH/NIS	1 year

Areas	Indicators	Origin of Data	Frequency
	years		
Private sector	Rate of private investment	MEF	1 year
	Index of industrial production	NIS/BCEAO	1 year
	Time frame for enterprise creation	CEPICI	1 year
	Number of enterprises created	CEPICI	1 year
	Number of enterprises closed	CEPICI	1 year
	Doing business	World Bank	1 year

Orientation 4: Improvement of the accessibility, quality of basic social services, protection of the environment, promotion of gender equality and social security

Areas	Indicators	Origin of Data	Frequency
Infrastructure and Transport	Linear of rehabilitated tarred roads on the linear of tarred roads to be rehabilitated	Ministry of Infrastructure	1 year
	Rate of progress of the tarred road network	Ministry of Infrastructure	1 year
	Number of structures constructed on the number of structures to be constructed	Ministry of Infrastructure	1 year
	Tonnages of goods transiting between the ports of Abidjan and San Pedro	Ports of Abidjan and San Pedro /Customs	1 year
Living environment	Proportion of the population with access to electricity	NIS/ENV	3 years
	Proportion of households with access to electricity	NIS/ENV	3 years
	Proportion of the population with access to an adequate sanitation system	NIS/ENV	3 years
	Proportion of households living in a decent house	NIS/ENV	3 years
	Proportion of protected areas for preserving biodiversity	MEEF	3 years
Health	Infant mortality rate	HDS/MOH	3 years
	Mortality rate of children under five years	HDS/MOH	3 years
	Maternal mortality rate	HDS/MOH	3 years
	Life expectancy	HDS/MOH	3 years
	HIV/AIDS rate	HDS/MOH/MLS/NIS	3 years
	Incidence of malaria	MOH	1 year
	Child mortality rate	HDS/MOH	3 years
Social Protection	Rate of social coverage	ENV/NIS	1 year
Population	Fertility rate	ENV/NIS	3 years

Areas	Indicators	Origin of Data	Frequency
Education	Net rate of enrolment in the primary sector	ME/NIS	1 year
	Rate of completion of primary education	ME/NIS	1 year
	Girls/boys ratio in primary education	ME/NIS	1 year
	Literacy rate of young men aged 15 - 24 years	NIS	1 year
Gender	Proportion of seats occupied by women in the National Assembly	National Assembly/IEC	5 years
	Proportion of women in decision-making bodies at the local level	Ministry of Interior	5 years

Orientation 6: International context and sub-regional integration

Areas	Indicators	Origin of Data	Frequency
Sub-regional integration	Level of intra-regional trade	Ministry of Integration	1 year

ANNEXES

SUMMARY OF COSTS OF IMPLEMENTATION OF THE PRS (IN CFAF MILLION)

	2009	2010	2011	2012	2013	2014	2015	TOTAL 2009-2015	AVERAGE	SHARE
OUTCOME 1: RESTORATION AND CONSOLIDATION OF THE FOUNDATIONS OF THE REPUBLIC										
DEMOCRATIC GOVERNANCE	15,745	10,020	12,177	9,922	12,226	13,941	12,324	86,355	12,336	0.49
Restoration of the Authority of the State	9,628	9,628	9,628	9,628	9,628	9,628	9,628	67,396	9,628	
Restoration of Democracy and Rule of Law	6,117	392	2,549	294	2,598	4,313	2,696	18,959	2,708	
JUDICIAL GOVERNANCE	8,263	3,185	11,763	3,234	10,321	2,979	8,263	48,008	6,858	0.27
Fight against Corruption	1,563	485	1,220	534	1,661	279	1,563	7,305	1,044	
Rehabilitation of the Justice Sector, the Security Function and the Chain of State Control	2,308	2,308	2,308	2,308	2,308	2,308	2,308	16,156	2,308	
Improving the efficiency of the Judicial System	4,392	392	8,235	392	6,352	392	4,392	24,547	3,507	
SECURITY ASPECTS GOVERNANCE	14,096	14,096	14,096	14,096	14,096	14,096	14,096	98,672	14,096	0.56
Increase in material, human and financial resources	14,096	14,096	14,096	14,096	14,096	14,096	14,096	98,672	14,096	
ADMINISTRATIVE GOVERNANCE	33,487	4,321	4,321	17,948	4,223	4,321	18,046	86,667	12,381	0.49
Improvement of the efficiency of Public Administration	31,097	1,931	1,931	15,558	1,833	1,931	15,656	69,937	9,991	
Strengthening the capacities of the Central Administration in ICTs	2,390	2,390	2,390	2,390	2,390	2,390	2,390	16,730	2,390	
DECENTRALIZATION	54,228	54,228	54,228	54,228	54,228	54,228	54,228	379,596	54,228	2.15
Strengthening the capacities of the deconcentrated administrations and local communities in ICTs	34,029	34,029	34,029	34,029	34,029	34,029	34,029	238,203	34,029	
Strengthening the capacities of the local communities in Human Resources	2,742	2,742	2,742	2,742	2,742	2,742	2,742	19,194	2,742	
Creation of new local communities	17,457	17,457	17,457	17,457	17,457	17,457	17,457	122,199	17,457	
LAND USE MANAGEMENT	1,033	995	995	995	995	995	995	7,005	1,001	0.04
Development and implementation of a National Land Use Management Plan	39	2	2	2	2	2	2	51	7	
Development and implementation of 10 regional Land Use Management Plans	167	167	167	167	167	167	167	1,167	167	
Establishment of an observatory on Land Use Management	500	500	500	500	500	500	500	3,500	500	
Promotion of good governance (sensitization, restoration of the confidence between the population and the FDS, media-spots, debates, trend charts)	327	327	327	327	327	327	327	2,288	327	
SUB-TOTAL OUTCOME 1	126,852	86,845	97,580	100,423	96,089	90,560	107,952	706,303	100,900	4.00

SUMMARY OF COSTS OF IMPLEMENTATION OF THE PRS (IN CFAF MILLION)

	2009	2010	2011	2012	2013	2014	2015	TOTAL 2009-2015	AVERAGE	SHARE
OUTCOME 2: TRANSFORMATION OF COTE D'IVOIRE INTO AN EMERGING COUNTRY										
RURAL DEVELOPMENT AND AGRICULTURE	326,412	352,465	315,343	216,992	209,987	175,780	190,296	1,787, 276	255,325	10.13
Support for Plant Sectors	92,755	150,470	107,383	16,600	11, 500	5,000	5,000	388,709	55,530	
Support for Animal Sectors	12,920	22,612	12,102	7,180	3,020	3,000	3,000	63,834	9,119	
Land Management	5,000	16,000	16,000	11,000	10, 000			58,000	11,600	
Support for Agricultural Research	-	6,000	6,000	6,000	6,000	5,000	5,000	34,000	4,857	
Agricultural Training	2,300	18,000	18,000	7,000	2,000	2,000	2,000	51,300	7,329	
Structuring Infrastructure	29,000	49,000	54,000	42,000	42,000	20,000	20,000	256,000	36,571	
Agricultural Development Support Fund	50,000	-	-	-	-	-	-	50,000	7,143	
Price Risk Management Fund	50,000	-	-	-	-	-	-	50,000	7,143	
Community Intervention	22,321	23,362	28,164	46,738	48,142	47,538	55,125	271,390	38,770	
Nutrition and Food Security	62,116	67,021	73,694	80,474	87,325	93,242	100,171	564,043	80,578	
TRANSPORT INFRASTRUCTURE	109,044	439,110	440, 065	446,325	442,279	443,234	444,189	2,764, 245	394,892	15.67
Development, extension and maintenance of type N1 National Roads	20,671	150,481	150,722	150,962	151,202	151, 442	151, 682	927,161	132,452	
Development, extension and maintenance of type N2 National Roads	14,825	76,986	77,120	77,254	77,388	77,522	77,656	478,749	68,393	
Development, extension and maintenance of District and Departmental Roads	58,756	144,593	144,797	145,000	145,203	145,406	145,609	929,365	132,766	
Development, extension and maintenance of Urban Roads	14,218	63,753	63,951	64,148	64,345	64,543	64,740	399,698	57,100	
Development, extension and maintenance of lagoon transport	574	3296	3,476	8,961	4,141	4,321	4,501	29,272	4,182	
ENERGY	94,632	150,593	193,614	255,350	321,694	372, 443	391, 855	1,780, 181	254,312	10.9
Extension of the grid in peri-urban zones	2,000	2,000	2,000	2,000	2,000	2,000	2,000	14,000	2,000	
Rural Electrification (200 - 300 localities per annum)	21,000	21,000	21,000	21,000	21,000	21,000	21,000	147,000	21,000	
Promotion of social connections (100,000 subscribers per annum)	5,000	5,000	5,000	5,000	5,000	5,000	5,000	35,000	5,000	
Rural electrification decentralized through the photovoltaic solar system	2,000	2,000	2,000	2,000	2,000	2,000	2,000	14,000	2,000	
Cooking system (butane gas, biogas, improved stove)	24,828	36,933	49,634	62,936	76,847	91,369	106,497	449,044	64,149	
Electricity (extension and maintenance of the grid)	30,266	40,630	51,285	62,211	73,395	84,816	96,426	439,029	62,718	
Mechanical power (power plant – other mechanical systems)	9,538	16,030	22,610	29,268	35,991	42,763	49,564	205,764	29,395	
Other interventions for access to energy services	-	27,000	40,085	70,935	105,461	123,495	109,368	476,344	79,391	

SUMMARY OF COSTS OF IMPLEMENTATION OF THE PRS (IN CFAF MILLION)

	2009	2010	2011	2012	2013	2014	2015	TOTAL 2009-2015	AVERAGE	SHARE
OUTCOME 2: TRANSFORMATION OF COTE D'IVOIRE INTO AN EMERGING COUNTRY										
STABILIZATION OF THE MACRO-ECRONOMIC FRAMEWORK	550	652	654	654	651	567	556	4 284	612	0.02
Improvement of the macro-economic management	259	307	308	308	307	267	262	2 018	288	
Development of a strategic plan	91	108	108	108	107	94	92	707	101	
Optimization of the budget policy	193	228	229	229	228	198	195	1 499	214	
Optimization of the management of public debt	8	9	9	9	9	8	8	60	9	
IMPROVEMENT OF THE FINANCIAL SYSTEM	1,180	1,180	1,267	1,474	1,431	3,778	1,512	11,821	1,689	0.07
Correction of the imbalance between savings and investment	6	6	6	7	7	19	8	59	8	
Stabilization of the financial sector	148	148	159	185	180	475	190	1,485	212	
Meeting the needs and expectations of economic operators in financial services	791	791	850	989	960	2,535	1,014	7,932	1,133	
Access of economic agents to credit	234	234	251	293	284	750	300	2,345	335	
REVITALIZATION OF THE PRIVATE SECTOR	20,244	21,425	20,185	17,566	17, 258	16,979	15,048	128,705	18,386	0.73
Boosting activities and development of the private sector	16,904	17,890	16,854	14,668	14,410	14,177	12,565	107,469	15,353	
Promotion of SMEs/SMIs	2,409	2,550	2,402	2,090	2,054	2,021	1,791	15,316	2,188	
Rehabilitation of national tourist offer and reviving tourist activities	951	1,007	949	826	811	798	707	6,049	864	
PROMOTION AND CREATION OF EMPLOYMENT	19,076	19,083	19,383	19, 237	17,195	15,182	13,277	122,433	17,490	0.69
Access to employment	19,000	19,007	19,305	19,160	17,126	15,121	13,224	121,943	17,420	
Improvement of the working environment	76	76	78	77	69	61	53	490	70	
EXPLORATION AND EXPLOITATION OF MINING RESOURCES	-	-	50,860	250,760	201,560	201,240	1,240	705,660	100,809	4.00
EXPLORATION AND EXPLOITATION OF MINING RESOURCES	-	-	13,361	80,861	73,474	8,124	1,494	177,314	25,331	1.00
DEVELOPMENT OF ICTs	-	-	50,592	6,851	5,171	41, 082	9,248	112,944	16,135	0.64
SUB-TOTAL OUTCOME 2	571,138	984,508	1,105,324	1,296,070	1,290,701	1,278,409	1,068,714	7,594,864	1,084,981	43.04

SUMMARY OF COSTS OF IMPLEMENTATION OF THE PRS (IN CFAF MILLION)

	2009	2010	2011	2012	2013	2014	2015	TOTAL 2009-2015	AVERAGE	SHARE
OUTCOME 3: A SOCIAL WELL-BEING FOR ALL										
EDUCATIONAL AND TRAINING SYSTEM	388,338	368,820	441,073	517,417	611,223	723, 937	856,584	3,907,392	558,199	22.14
Pre-school Education	15,197	20,635	26,508	30,581	35,375	40,197	45,021	213,514	30,502	
Accessibility to education	10,638	14,445	18,556	21,407	24,763	28,138	31,515	149,460	21,351	
Supervision and education	3,039	4,127	7,952	9,174	10,613	12,059	13,506	60,471	8,639	
Reforms of the system with regard to pre-school education	1,520	2,064	-	-	-	-	-	3,583	512	
Primary Education (public)	196,923	157,264	179,211	198,210	219,117	242,586	267,103	1,460,414	208,631	
Accessibility to Primary Education	137,846	110,085	125,448	138,747	153,382	169,810	186,972	1,022,290	146,041	
Supervision and education of school children	39,385	31,453	53,763	59,463	65,735	72,776	80,131	402,706	57,529	
Reforms of the system with regard to Primary Education	19,692	15,726	-	-	-	-	-	35,419	5,903	
Secondary Education I (public)	45,694	58,361	74,072	94,803	120,012	151,018	188,932	732,892	104,699	
Accessibility to Secondary Education	31,986	40,853	51,850	66,362	84,008	105,713	132,252	513,024	73,289	
Supervision and education of school children	9,139	11,672	22,222	28,441	36,004	45,305	56,680	209,462	29,923	
Reforms of the system with regard to Secondary Education	4,569	5,836	-	-	-	-	-	10,406	1,734	
Secondary Education II (public)	29,684	34,197	39,568	46,859	57,005	69,224	84,003	360,540	51,506	
Accessibility to Education	20,779	23,938	27,698	32,801	39,904	48,457	58,802	252,378	36,054	
Supervision and Education	5,937	6,839	11,870	14,058	17,102	20,767	25,201	101,774	14,539	
Reforms of the system with regard to Secondary Education	2,968	3,420	-	-	-	-	-	6,388	1,065	
Higher Education (public)	51,245	46,488	63,825	81,867	105,848	136,454	174,487	660,214	94,316	
Accessibility to Education	35,872	32,542	44,678	57,307	74,094	95,518	122,141	462,150	66,021	
Supervision and Education	10,249	9,298	19,148	24,560	31,754	40,936	52,346	188,291	26,899	
Reforms of the system with regard to Higher Education	5,125	4,649	-	-	-	-	-	9,773	1,629	
Vocational Training	10,779	10,762	10,262	10,262	10,262	10,262	10,262	72,851	10,407	
Development of new modes of training adapted to the economic development in partnership with the private sector	31	31	31	31	31	31	31	215	31	
Development of a qualifying training program for adolescents excluded from general education	221	221	221	221	221	221	221	1,550	221	
Establishment of a mechanism for skills enhancement and specific training of trainers and administrative and supervisory staff	500	500	-	-	-	-	-	1,000	143	

SUMMARY OF COSTS OF IMPLEMENTATION OF THE PRS (IN CFAF MILLION)

	2009	2010	2011	2012	2013	2014	2015	TOTAL 2009-2015	AVERAGE	SHARE
OUTCOME 3: A SOCIAL WELL-BEING FOR ALL										
Creation/rehabilitation/equipment of vocational and technical training structures	8,896	8,896	8,896	8,896	8,896	8,896	8,896	62,275	8,896	
Support for the insertion of vulnerable persons and specific groups	36	36	36	36	36	36	36	255	36	
Establishment of a mechanism for insertion and aid for installation of graduates	1,055	1,055	1,055	1,055	1,055	1,055	1,055	7,387	1,055	
Adoption of an orientation law on harmonization of the E T F P system	17	-	-	-	-	-	-	17	2	
Establishment and operationalization of the monitoring/evaluation tools	22	22	22	22	22	22	22	152	22	
Literacy Education	1,909	2,379	2,965	3,696	4,606	5,741	7,156	28,452	4,065	
Other Interventions	47,686	49,496	54,924	61,401	69,260	78 717	89,882	451,366	64,481	
HEALTH	270,026	305,553	366,031	377,718	388,374	421,243	460,851	2,589 796	369,971	14.68
Improvement of the Health System	191,243	210,623	254,856	249,226	259,738	261,877	275,553	1,703 116	243,302	
Prevention and Control of Malaria	14,304	14,420	14,536	14,708	9,407	18,905	19,009	105,289	15,041	
Prevention and Control of Tuberculosis	202	251	306	367	310	368	430	2,234	319	
Improvement of Child Health	7,746	9,648	11,784	14,159	11,987	14,262	16,739	86,325	12,332	
Improvement of Reproductive and Maternal Health	19,606	21,663	24,784	28,229	26,479	29,825	33,252	183,838	26,263	
Prevention and Control of HIV/AIDS	36,925	48,948	59,765	71,029	80,453	96,006	115,868	508,994	72,713	
PROMOTION OF GENDER EQUALITY	21,800	28,074	34,112	40,484	46,152	51,838	56,997	279,457	39,922	1.58
Institutional support for addressing gender issues	4,934	6,728	8,669	10,675	12,864	15,086	17,437	76,393	10,913	
Sensitization on female reproductive sexual health	516	984	1,532	2,174	2,925	3,801	4,818	16,750	2,393	
Intensification of the fight against gender violence	5,346	7,296	9,143	10,870	12,299	13,749	14,736	73,439	10 491	
Support for the professional insertion of young girls	4,252	6,691	8,722	11,041	12,794	14,437	15,807	73,744	10,535	
Participation of women in Community Management in rural areas	1,336	1,282	1,315	1,370	1,387	1,420	1,454	9,564	1,366	
Income-Generating Activities	5,323	5,001	4,640	4,238	3,776	3,240	2,620	28,838	4,120	
Promotion of participation of women in politics	93	92	91	116	107	105	125	729	104	

SUMMARY OF COSTS OF IMPLEMENTATION OF THE PRS (IN CFAF MILLION)

	2009	2010	2011	2012	2013	2014	2015	TOTAL 2009-2015	AVERAGE	SHARE
OUTCOME 3: A SOCIAL WELL-BEING FOR ALL										
POTABLE WATER	104,059	98,722	87,567	86,963	86,267	90,827	91,004	645,409	92,201	3.66
Protection of water resources and studies on transfer of water to deficit zones	1,472	722	187	40	40	103	20	2,584	369	
Maintenance of the continuity and extension of potable water services in urban areas	70,789	67,641	58,350	57,145	55,559	58,648	58,348	426,480	60,926	
Maintenance of the continuity and extension of potable water services in rural areas	27,948	26,042	25,483	25,483	25,483	25,483	25,483	181,405	25,915	
Reforms and overheads of structures	3,850	4,317	3,547	4,295	5,185	6,593	7,153	34,940	4,991	
SANITATION	63,550	96,430	109,350	103,250	91,250	95,850	101,550	661,230	94,461	3.75
Improvement of the sanitation system in the city of Abidjan	40,100	59,580	76,600	70,600	63,000	64,250	71,250	445,380	63,626	
Improvement of access to sustainable sanitation in urban areas: upcountry town	22,700	36100	32,500	32,400	28,000	31,600	30,300	213,600	30,514	
Improvement of access to sustainable sanitation in rural areas	750	750	250	250	250	-	-	2,250	321	
ENVIRONMENT	128,995	78,114	80,141	76,350	77,729	47,557	30,765	519,650	74,236	2.95
Management of natural resources and conservation of the biodiversity	19,351	16,986	17,360	29,154	29,417	4,201	3,548	120,017		
Integrated Management of Water Resources (IMWR)	6,120	7,555	9,180	10,200	11,284	9,875	10,354	64,569		
Management of domestic and industrial wastes and fight against pollution	103,524	53572	53,601	36,995	37,028	33,480	16,862	335,064		
HABITAT AND LIVING ENVIRONMENT	155,517	82,675	82,834	58,607	58,713	58,795	34,515	531,656	75,951	3.01
Urbanization and management of cities	190	190	190	190	190	190	190	1,330		
Access to urban and rural landholding	8,986	8,986	8,986	8,986	8,986	8,986	8,986	62,899		
Management of the habitat and living environment	146,341	73,500	73,659	49,431	49,537	49,620	25,339	467,427		
POPULATION	452	3,323	6,232	3,950	3,755	3,705	4,083	25,500	3,643	0.14
Production, dissemination and archiving of reliable and disaggregated data	416	2,891	6,109	912	663	474	512	11,977		
Modernization and protection of the civil status	36	432	123	3,038	3,092	3,231	3,571	13,523		

SUMMARY OF COSTS OF IMPLEMENTATION OF THE PRS (IN CFAF MILLION)

	2009	2010	2011	2012	2013	2014	2015	TOTAL 2009-2015	AVERAGE	SHARE
OUTCOME 3: SOCIAL WELL-BEING FOR ALL										
SOCIAL PROTECTION	336	1,885	1,455	2,070	565	365	185	6,861	980	0.04
Implementation of program on identification and registration of the vulnerable population groups and the youth	-	820	750	-	-	-	-	1,570		
Development and implementation of a national social protection policy	111	440	80	75	70	70	20	866		
Establishment of measures and mechanisms for re-adaptation of disabled persons	225	625	625	1 995	495	295	165	4,425		
SOCIAL PROTECTION	1,000	9,200	8,200	4,000	4,000	4,000	3,000	33,400	4,771	0.19
Funding of the civil protection	1,000	1,000	1,000	1,000	1,000	1,000	1,000	7,000		
Strengthening the human, material resources and civil protection infrastructure	-	8,200	7,200	3,000	3,000	3,000	2,000	26,400		
SPORTS	8,185	2,000	1,000	1,000	1,000	1,000	1,000	15,185	2,169	0.09
Implementation of the policy on youth, civic education and sports	8,185	2,000	1,000	1,000	1,000	1,000	1,000	-		
CULTURE	834	2,292	2,118	2,097	2,255	1,607	1,647	12,850	1,836	0.07
Refocusing the vision and ethics of cultural development	13	20	5	20	5	15	-	78		
Fight against piracy	224	180	75	92	75	92	72	810		
Creation and strengthening of the capacities of structures for dissemination of culture	582	2,082	2,028	1,975	1,775	1,100	1,175	10,717		
Ownership and promotion of national languages	15	10	10	10	400	400	400	1,245		
DEVELOPMENT OF THE HUMAN CAPITAL AND TRAINING	-	-	7,375	6,251	707	25	25	14,383	2,055	0.08
Development of the program of rehabilitation, equipment and strengthening of the capacities of public vocational training institutions	-	-	5,144	4,614	-	-	-	9,758		
Creation and development of partnership with the private sector	-	-	1,356	902	42	-	-	2,300		
Establishment of cooperative relationships between the ministries in charge of education	-	-	25	25	25	25	25	125		
Strengthening of the strategic planning of the training system	-	-	850	710	640	-	-	2,200		
SUB-TOTAL OUTCOME 3	1,134,907	1,075,089	1,226, 488	1,279, 156	1,370,990	1,499,749	1,641,206	9,242,769	1,318,226	52.38

SUMMARY OF COSTS OF IMPLEMENTATION OF THE PRS (IN CFAF MILLION)

	2009	2010	2011	2012	2013	2014	2015	TOTAL 2009-2015	AVERAGE	SHARE
OUTCOME 4: COTE D'IVOIRE, A DYNAMIC ACTOR ON THE REGIONAL AND INTERNATIONAL SCENE										
Regional Integration – External Trade – Globalization	-	-	2,581	3,049	2,844	5,977	2,525	16,976		
Country-risk	-	3,500	31, 826	6,529	12,540	17,945	11,784	84,124		
SUB-TOTAL OUTCOME 4	-	3,500	34,407	9,578	15,384	23, 922	14,309	101,100	14,443	0.57
TOTAL	1,832, 896	2,149,942	2,463,799	2,685,228	2,773,164	2,892,641	2,832,181	17,645,037	2,518,550	100.00

ANNEX 1: MATRIX OF PRIORITY INTERVENTIONS OF THE PRSP

MATRIX OF PRIORITY INTERVENTIONS OF THE PRSP			
OUTCOME 1: RESTORATION AND CONSOLIDATION OF THE FOUNDATIONS OF THE REPUBLIC			
Orientation1: Consolidation of peace, protection of life and property and promotion of good governance			
Areas	Expected Effects	Outputs	Priority Interventions
A1: CONSOLIDATION OF PEACE	E1: The social capital is restored and the population lives in harmony	O1: Social cohesion is restored in a sustainable manner	PI1: Sensitization of the population on peace, tolerance and national unity
			PI2: Prevention and management of inter-community conflicts
			PI3: Implementation of mechanisms and tools for consolidation of solidarity and social cohesion through the solidarity watch dog
	E2: The population benefits from services of public administration over the entire national territory	O2: Communication and information are of quality and contribute to the building of national unity	PI4: Amendment and popularization of draft texts on management of property conflicts and restitution of properties
			PI5: Strengthening the operational and organizational capacities of structures in charge of management of conflicts and restitution of properties
			PI6: Strengthening the operational and organizational capacities of the media and media professionals
A2: SECURITY AND JUSTICE	E3: The population lives in security and protected against all forms of violence and have access to quality legal services	O5: Protection of life and property is ensured	PI7: Strengthening the regulation on access and dissemination of information in the media
			PI8: Redeployment of the prefectoral corps, the FDS and judicial administration in the CNW zones
			PI9: Strengthening measures for the exercise of the authority of the State in the CNW zones
			PI10: Reconstruction/rehabilitation/equipment of infrastructure of public administration, notably in the CNW zones
			PI11: Posting/redeployment of public servants and government agents
O6: Legal services are accessible and of quality	PI12: Strengthening the mechanisms for ensuring the security and surveillance of the national territory		
	PI13: Reconstruction/rehabilitation and equipment of the premises of the FDS at the central and deconcentrated levels		
	PI14: Reform of the institutional legal framework of the FDS		
			PI15: Creation and equipment of new jurisdictions
			PI16: Reform of the institutional and legal framework of the justice system
			PI17: Support for structures for legal assistance to poor people and internally-displaced persons
			PI18: Reducing the costs of certificates and adaptation of justice procedures

MATRIX OF PRIORITY INTERVENTIONS OF THE PRSP

OUTCOME 1: RESTORATION AND CONSOLIDATION OF THE FOUNDATIONS OF THE REPUBLIC			
Orientation1: Consolidation of peace, protection of life and property and promotion of good governance			
Areas	Expected Effects	Outputs	Priority Interventions
A3: GOVERNANCE	E4: The management of resources and public affairs is participatory, transparent and efficient	O7: The electoral processes are transparent, democratic and participatory	PI19: Support for structures in charge of electoral processes PI20: Sensitization of political parties, civil society movements and organizations on democracy
		O8: The citizen participation is enhanced	PI21: Sensitization of political parties, civil society movements and organizations, notably women, on participation in the life of the nation PI22: Strengthening the technical and organizational capacities of the civil society
		O9: Public administration is more efficient, transparent and responsible	PI23: Modernization of the structures of public administration PI24: Strengthening the mechanism for control of services of public administration
		Orientation 5: Decentralization as a means of participation of the population in the process of development and reduction of regional disparities	
D4: DECENTRALIZATION/LAND USE PLANNING	E5: Development actors at the local level are involved and participate in the management of the local communities	O10: The population assumes ownership of development initiated in the local communities	PI25: Strengthening the role and actions of the population PI26: Building local competences in the area of development
		O11: The decentralized communities enjoy appropriate support	PI27: Strengthening the capacities of the deconcentrated and decentralized administrations PI28: Creation of databases in the TCs PI29: Support for local planning and decentralized cooperation
		O12: Local development initiatives are more geared towards the reduction of regional disparities	PI30: Effective transfer of competences and resources from the State to the TCs PI31: Creation of economic development poles PI32: Support for development initiatives at the local level PI33: Establishment of a Land Use Development Support Fund (FAAT)
	E6: The population effectively benefits from the results of the decentralization	O13: Local potential is exploited to the advantage of the population	PI34: Studies on the development of local potential PI35: Enhancement of development potential and opportunities at the local level
			local

OUTCOME 2: TRANSFORMATION OF COTE D'IVOIRE INTO AN EMERGING COUNTRY				
Orientation 2: Stabilization of the macro-economic framework				
Areas	Expected Effects	Outputs	Priority Interventions	
D5: MACRO-ECONOMIC FRAMEWORK	E7: The sectors of the economy are integrated, coherent and transparent and efficient management of the economy promotes sustainable economic growth	○14: The performance of the economy is improved	PI36: Optimization of the production of goods and services PI37: Mobilization of savings and capital financing of the economy	
		○15: The management of public finance is efficient and effective	PI38: Optimization of resources and public expenditures PI39: Improvement of the macro-economic and budget framework tools PI40: Production of reliable, pertinent and disaggregated statistical data	
	Orientation 3: Creation of jobs and wealth through support to the rural world and promotion of the private sector as an engine of growth			
	D6: EMPLOYMENT	E8: The economically active population, particularly that of the rural world, has adequate source of income and caters for its needs	○16: The offers and demands of employment of the different sectors of activity are controlled	PI41: Conducting studies on the labor market PI42: Strengthening the capacities and empowerment of the observatory on labor and training
○17: The economically active population is exercising a paid activity and caters for its basic needs			PI43: Support for activities of the agricultural, informal and cottage industry sectors PI44: Strengthening the mechanisms for the promotion of employment and self-employment PI45: Support for creation of high labor-intensive enterprises	
D7: PRIVATE SECTOR	E9: The private sector is developed, competitive and supplier of jobs and wealth	○18: Growth and diversification of investments are ensured	PI46: Improvement of the business environment PI47: Support for implantation of Ivorian enterprises in the sub-region and at the international level PI48: Promotion of the industry and development of entrepreneurship	
		○19: The private sector, notably trade, absorbs a major part of the economically active population	PI49: Establishment of a system for financing domestic and external trade PI50: Organization of the domestic and external trade	
		○20: Ivorian enterprises offer quality outputs and services at competitive prices	PI51: Support for importation of adaptation and renewal of equipment PI52: Strengthening the material and institutional capacities of structures for controlling measurement tools and prices PI53: Promotion of research/development (R&D) in the area of innovation and use of research results	
		○21: The population adheres to micro finance and benefit from adequate services	PI54: Support for diversification of the offer of outputs and services PI55: Strengthening the financial and technical capacities of actors of the micro – finance sector PI56: Sensitization of the population to adhere to MFIs PI57: Improving accessibility of women to the National Women and Development Fund	

OUTCOME 2: TRANSFORMATION OF COTE D'IVOIRE INTO AN EMERGING COUNTRY			
Orientation 3: Creation of jobs and wealth through support for the rural world and promotion of the private sector as an engine of growth			
Areas	Expected Effects	Outputs	Priority interventions
A8: AGRICULTURE/FISHERIES/STOCK-BREEDING	E10: Incomes of actors of the rural world are increased	O22: The capacities for production and marketing of agricultural, agro-pastoral and fisheries outputs are strengthened	PI58: Reduction of costs of production factors
			PI59: Support for agricultural mechanization
			PI60: Training of actors of the rural world in agriculture, animal breeding and fisheries
			PI61: Exploitation of results of scientific research and innovation
			PI62: Creation of a mechanism for financing fisheries and animal breeding
			PI63: Hydro-agricultural and agro-pastoral development
			PI64: Improving the health and feeding environment of traditional poultry farming
			PI65: Improving the bio-security system from production to marketing
			PI66: Development of sites for the practice of off-season crops
		O23: The agricultural, agro-pastoral and fisheries outputs are marketed at remunerative prices	PI67: Creation and rehabilitation of agricultural, agro-pastoral and fisheries infrastructure
			PI68: Creation and rehabilitation of pastoral dams
			PI69: Strengthening the organization of marketing and distribution channels
			PI70: Support for the processing and enhancing the value of outputs and sub-outputs of animal breeding and fisheries
O24: The management organizations and control mechanisms of the sectors are functional and efficient	PI71: Establishment of an efficient system for controlling foodstuffs		
	PI72: Improving the market information system		
	PI73: Support for structuring the animal and fisheries sectors		
	PI74: Strengthening the capacities of farmers' organizations and agricultural professionals		
	PI75: Stabilization of the agricultural sectors (cocoa-coffee, cotton and cashew)		
A9: CULTURE	E11: Art, cultural and literary creators live on spin-offs of their productions	O25: The artistic, cultural and literary creators produce quality works and earn substantial incomes	PI76: Restoration and development of the cultural heritage
			PI77: Strengthening the capacities of artistic, literary and cultural creators
		O26: The promotion, marketing and protection of works of artistic, cultural and literary creators are assured	PI78: Strengthening the mechanism for recovery and distribution of copyrights
			PI79: Strengthening the measures for combating piracy
			PI80: Establishment of an efficient system for distribution of artistic, cultural and literary works

OUTCOME 2: TRANSFORMATION OF COTE D'IVOIRE INTO AN EMERGING COUNTRY			
Orientation 3: Creation of jobs and wealth through support for the rural world and promotion of the private sector as an engine of growth			
Areas	Expected Effects	Outputs	Priority Interventions
A10: TOURISM/COTTAGE INDUSTRY	E12: Tourism and cottage industry are developed and constitute sectors that supply jobs and wealth	O27: Sites, tourist and artistic opportunities attract investors	PI81: Development and protection of tourist sites
		O28: The tourist, artisan administration and operators of the sectors have adequate resources and increase their output	PI82: Promotion of investments in the tourism and hotel industry sectors
		O29: Management, control and coordination of tourist and artisan activities are ensured	PI83: Strengthening the operational capacities of the administration and tour operators
			PI84: Establishment of a support fund for the tourism and cottage industry sectors
A11: TRANSPORT	E13: The movement of people and goods is improved	O30: Transport infrastructure (road, rail, sea/lagoon, air) are improved	PI85: Establishment of a legal institutional framework for the development and promotion of tourism
		O31: The offer of transport services is improved	PI86: Development and implementation of mechanisms and tools for management, coordination and monitoring-evaluation
		O32: The security, safety and free flow of road, rail, sea and air traffic are ensured	PI87: Development of road, rail, sea/lagoon, air and port infrastructure
			PI88: Improvement of the management, maintenance and repair of the infrastructure
			PI89: Strengthening of the operational and organizational capacities of the actors and structures in charge of transport
			PI90: Implementation of the institutional reform and regulation of the transport sector
A12: MINES AND ENERGY	E14: Sustainable access to energy resources and profitability of mining are improved	O33: Energy outputs notably butane gas are adequate and inexpensive	PI91: Strengthening of the security and safety systems on the roads, railways and ports and airports
		O34: The mining resources are exploited in a sustainable manner, with a significant capital gain for the national economy	PI92: Sensitization of users on the application of the safety and security standards
			PI93: Intensification of the policy on road traffic fluidity
			PI94: Strengthening the capacities for production, storage and distribution of petroleum products
		PI95: Diversification of energy sources	
		PI96: Exploitation of the mines discovered and transformation of the substances extracted	
		PI97: Creation of a support fund and for attractive conditions for investments	

OUTCOME 2: TRANSFORMATION OF COTE D'IVOIRE INTO AN EMERGING COUNTRY			
Orientation 4: Improvement of the accessibility and quality of basic social services, preservation of the environment, promotion of gender equality and social security			
Areas	Expected Effects	Outputs	Priority Interventions
A13: VOCATIONAL TRAINING	E15: All adolescents, young people and adults whether they have completed a basic education or not are trained in a trade and supported in their professional integration	O35: Adolescents, young people and adults receive technical, vocational training and quality supervision	PI98: Development of new modes of training adapted to economic trends in partnership with the private sector
			PI99: Development of a qualifying training program for adolescents excluded from general education
			PI100: Establishment of a mechanism for upgrading and specific training of trainers and administrative and supervisory staff
		O36: Adolescents, young people and adults who benefited from quality training sanctioned by certificates are integrated into the socio-economic fabric	PI101: Creation/rehabilitation/equipment of vocational and technical training structures
			PI102: Support for integration of vulnerable persons and specific groups
		O37: The vocational and technical activities are coherent and better coordinated	PI103: Establishment of a mechanism for integration and assistance for settling graduates
D14: HIGHER EDUCATION	E16: Students holding the baccalauréat or another certificate have access to quality training in higher education leading to employment	O38: All holders of the <i>Baccalauréat</i> or equivalent certificates are registered in the universities and <i>grandes écoles</i>	PI104: Adoption of an orientation law on harmonization of the E T F P system
			PI105: Establishment and operationalization of the monitoring/evaluation tools
			PI106: Construction/rehabilitation/equipment of infrastructure in universities and <i>grandes écoles</i>
		O39: Students of universities and <i>grandes écoles</i> are integrated into the socio-professional fabric at the end of their training	PI107: Strengthening of the capacities of structures for orientation of BAC holders, the teaching and supervisory staff
			PI108: Adoption of measures for reducing registration and tuition fees in the universities and <i>grandes écoles</i>
		PI109: Support for improvement of the environment of high education	
D15: SCIENTIFIC RESEARCH/TECHNOLOGICAL INNOVATION	E17: Scientific research and technological innovation constitute an engine of economic, social and cultural development	O40: Scientific research and technological innovation are developed	PI110: Support for socio-professional integration of graduates
			PI111: Support for the creation of exchange in the area of research and development
			PI112: Adoption of policy on studies and research on the national potential
		O41: The value of results of scientific research and innovation is enhanced	PI113: Support for initiatives of young inventors
			PI114: Sensitization on the use of research results
PI115: Support for the financing of prototypes			

OUTCOME 3: A SOCIAL WELL-BEING FOR ALL			
Orientation 4: Improvement of the accessibility and quality of basic social services, preservation of the environment, promotion of gender equality and social security			
Areas	Expected Effects	Outputs	Priority Interventions
D16: BASIC EDUCATION/SECOND CYCLE/LITERACY	E18: All children of school-going age have access to quality basic education and complete their course and those who pursue general secondary education obtain the BAC within the requisite period	○42: Girls and boys who have reached the age of attending pre-school and <i>CPI</i> are registered and those having exceeded that age are integrated	PI116: Construction/rehabilitation and equipment of educational and supervision infrastructure PI117: Sensitization on the need to provide children with basic education PI118: Establishment of birth certificates and temporary birth certificates for children
		○43: Girls and boys registered in basic education receive quality training and reach class 3ème in the requisite period	PI119: Acquisition and distribution of school textbooks and kits
			PI120: Perpetuation of the school feeding system
			PI121: Creation/rehabilitation/equipment within school establishment of water points, latrines, health units and electricity infrastructure
			PI122: Construction/rehabilitation/equipment of public residential schools
			PI123: Support for the creation and/or functioning of private residential schools
			PI124: Training and retraining of the teaching and supervisory staff
		○44: Girls and boys are admitted to class 2nde, receive quality training and obtain the BAC within the requisite period	PI125: Integration of specific modules in the training curricula of teachers and supervisors
			PI126: Sensitization on conceptive methods and HIV/AIDS in the educational environment
			PI127: Establishment of a mechanism for specific training and skills enhancement programs for trainers and administrative and supervisory staff
	PI128: Creation/rehabilitation/equipment within educational institutions of water points, latrines, health units and electricity infrastructure		
	PI129: Studies on the reopening and construction of residential schools		
	E19: Uneducated men and women know how to read and write	○45: The majority of men and women not knowing how to read and write are educated	PI130: Construction/rehabilitation/equipment of public residential schools
			PI131: Support for the creation and/or functioning of private residential schools
			PI132: Training and retraining of the teaching and supervisory staff
			PI133: Sensitization on conceptive methods and HIV/AIDS in the educational environment PI134: Support for implementation of the National Literacy Program PI135: Production and publication of literacy manuals PI136: Strengthening the policy on functional literacy

OUTCOME 3: A SOCIAL WELL-BEING FOR ALL			
Orientation 4: Improvement of the accessibility and quality of basic social services, preservation of the environment, promotion of gender equality and social security			
Areas	Expected Effects	Outputs	Priority Interventions
D17: HEALTH	E20: Morbidity and mortality are reduced	○46: The offer, quality and demand for preventive, promotional and curative care are improved	PI137: Improvement of the health system in the area of primary health care
		○47: The population, notably children, eats balanced food	PI138: Improvement of the accessibility to health care and drugs
			PI139: Sensitization of women on the nutritional needs of the child
			PI140: Implementation of the national nutrition program
		○48: The population and health staff apply the basic rules of hygiene and safety of patients	PI141: Strengthening of the policy on food self-sufficiency
			PI142: Development and adoption of a health code and a policy paper on hygiene, safety of patients and risk management
			PI143: Sensitization of the population on hygiene
			PI144: Support for strengthening the capacities for managing medical waste and controlling hospital infections and promotion of environmental hygiene
			PI145: Promotion of the use of services and public hygiene/Promotion of personal and collective hygiene
		D18: HIV/AIDS	E21: HIV/AIDS-related morbidity and mortality are reduced
PI147: Creation/rehabilitation/equipment of VTCs			
PI148: Intensification of IEC/BCC activities and social mobilization			
PI149: Promotion of condom use			
PI150: Intensification of the fight against blood exposure accidents (BEAs)			
○50: Care and support for people infected and affected by HIV/AIDS is provided	PI151: Integration of PMTCT services in all PNC centers		
	PI152: Support for PLWH, HIVIP and OVC at the nutritional, socio-economic, legal and psychosocial levels		
	PI153: Improvement and perpetuation of accessibility to ARVs		
○51: HIV/AIDS control actions are better coordinated, monitored and evaluated	PI154: Implementation of the NOVCP		
	PI155: Strengthening the operational capacities of the implementation structures and coordination bodies		
	PI156: Operationalization of the national monitoring-evaluation system		
○52: Stigmatization and discrimination against persons infected and affected by HIV/AIDS are reduced	PI157: Increment and perpetuation of the national aids control funds		
	PI158: Intensifying the advocacy activities		
			PI159: Establishment of a legislative and social framework for persons infected and affected by HIV

OUTCOME 3: A SOCIAL WELL-BEING FOR ALL				
Orientation 4: Improvement of the accessibility and quality of basic social services, preservation of the environment, promotion of gender equality and social security				
Areas	Expected Effects	Outputs	Priority Interventions	
A 19: ENVIRONMENT/LIVING ENVIRONMENT	E22: The population lives in an adequate living environment	○53: Household, industrial and hospital wastes are regularly collected and treated	PI160: Improving the system of waste collection and management PI161: Sensitization of the population and authorities on environmental culture	
		○54: The drainage and treatment of waste waters are regularly ensured	PI162: Creation/rehabilitation of sanitation works PI163: Strengthening of the operational capacities of the structures in charge of sanitation and the environment PI164: Creation of a Sanitation Fund PI165: Depollution of water bodies	
		○55: The districts are healthy and the houses are decent and less expensive	PI166: Updating the master plans and town planning plans PI167: Establishment of mechanisms for facilitating access to accommodation PI168: Strengthening the quality control mechanisms in the area of housing PI169: Construction of toilet facilities at public squares	
		E23: The protection and equilibrium of the biodiversity (water, air, land) are ensured	○56: The forest cover and quality of the soils are preserved	PI170: Reconstitution, development and management of forest resources PI171: Drawing up a master plan for development the costal areas PI172: Development and implementation of the national soil degradation control plan PI173: Sensitization on protection of the forest and soil heritage
			○57: The prevention of global warming is ensured	PI174: Management of droughts PI175: Sensitization on the use of energy sources (biomass, gas, improved stoves)
			○58: Natural resources (fauna, flora, water) are exploited in a sustainable manner	PI176: Improvement of governance of forest, animal and fish resources PI177: Strengthening of the operational capacities of structures in charge of managing the fauna, the flora and waters PI178: Opening up river mouths

OUTCOME 3: A SOCIAL WELL-BEING FOR ALL			
Orientation 4: Improvement of the accessibility and quality of basic social services, preservation of the environment, promotion of gender equality and social security			
Areas	Expected Effects	Outputs	Priority Interventions
A20: WATER/ELECTRICITY/ICT	E24: The mode of life of the population, notably rural population, is improved	○59: The population, notably rural population, has permanent access to safe drinking water	PI179: Creation/rehabilitation/improvement of hydraulic infrastructure and water production/treatment units PI180: Recruitment of staff and strengthening of the operational capacities of structures in charge of water management
		○60: The population, notably rural population, have access to electricity	PI181: Electrification of per-urban districts/slums of major cities and rural areas PI182 Re-launching of the annual subsidized connection program for low-income rural population
		○61: The population has access to ICTs	PI183: Reduction of the costs of ICT services PI184: Development of telecommunication infrastructure and facilities
A21: YOUTH/SPORTS AND LEISURE	E25: The sound occupation and professional integration of young people are ensured	○62: Sports is professionalized and talents are developed	PI185: Strengthening the capacities of sports structures PI186: Construction/rehabilitation/equipment and management of sports infrastructure PI187: Development of Sports-Studies program
		○63: The recreative potential is developed	PI188: Organization of holiday centers and camps PI189: Creation and development of leisure grounds PI190: Strengthening the capacities of supervisors of leisure activities
A22: SOCIAL PROTECTION	E26: The population groups, notably vulnerable groups (women, children, disabled persons, senior citizens) and internally-displaced persons (IDPs) are offered social and legal protection	○64: Human rights are known and applied	PI191: Popularization of the texts and sensitization on the respect of human rights PI192: Strengthening the mechanisms for protecting vulnerable people PI193: Strengthening the capacities of human right activists
		○65: The population benefits from social coverage	PI194: Implementation of the universal health insurance scheme PI195: Establishing community mutual insurance schemes PI196: Creation and popularization of the unemployment insurance scheme
			PI197: Development of measures for proximity assistance and psychological care and support for distressed communities and IDPs PI198: Strengthening the capacities of structures in charge of supervision and assistance for vulnerable people PI199: Reintegration of IDPs into the regions where they lived before the outbreak of the crisis
		○66: All the most vulnerable people receive appropriate social assistance	PI200: Implementation of specific educational and family reintegration and pre-apprenticeship projects for children in difficulty PI201: Implementation of the PPEAV PI202: Construction/rehabilitation and equipment of infrastructure of protection and social supervision of the population PI203: Design/Implementation of the coordination/monitoring-evaluation mechanisms

OUTCOME 3: A SOCIAL WELL-BEING FOR ALL			
Orientation 4: Improvement of the accessibility and quality of basic social services, preservation of the environment, promotion of gender equality and social security			
Areas	Expected Effects	Outputs	Priority Interventions
A23: GENDER	E27: Social, political and economic inequalities between men and women are reduced	○67: Power relations between men and women in the Ivorian society are more equitable	PI204: Institutional support for promotion of gender equality
		○68: Gender-based discriminations are reduced	PI205: Intensification of efforts aimed at combating violence against women PI206: Support for empowerment of women PI207: Strengthening the participation of women in the process of decision-making at the political level
D24: POPULATION AND DEVELOPMENT	E28: National competences and those of the Diaspora are put at the service of the development of Côte d'Ivoire	○69: The human capital is developed	PI208: Use of national competences in the process of nation building PI209: Implementation and monitoring-evaluation of policies and programs by national competences PI210: Establishment and popularization of a coherent intervention framework in the area of population
		○70: Immigrants and Ivorians of the Diaspora participate in development of Côte d'Ivoire	PI211: Establishment of an integrated system of information on Population and Development PI212: Development and implementation of an integrated national population policy PI213: Strengthening of mechanisms for involving Ivorians of the Diaspora in the economic and social development of Côte d'Ivoire

OUTCOME 4: COTE D'IVOIRE, A DYNAMIC ACTOR ON THE REGIONAL AND INTERNATIONAL SCENES			
Orientation 6: International context and regional integration			
D25: COOPERATION INTERNATIONALE	E29: Côte d'Ivoire intensifies its cooperation with the international community revives its economy	○71: Côte d'Ivoire's image is restored at the international level	PI214: Strengthening of the operational capacities of the MAE and representatives of Ivorians abroad PI215: Strengthening the strategic position of Côte d'Ivoire at the international level PI216: Consolidation of relationships of good neighbourliness
		○72: Côte d'Ivoire plays a leadership role in the regional community spaces	PI217: Support for modernization of regional and sub-regional institutions PI218: Development and implementation of integration and cooperation accords and policies

MATRIX OF PRIORITY INTERVENTIONS OF THE PRSP

MATRIX OF PRIORITY INTERVENTIONS OF THE PRSP			
OUTCOME 1: RESTORATION AND CONSOLIDATION OF THE FOUNDATIONS OF THE REPUBLIC			
Orientation1: Consolidation of peace, protection of life and property and promotion of good governance			
Areas	Expected Effects	Outputs	Priority Interventions
A1: CONSOLIDATION OF PEACE	E1: The social capital is restored and the population lives in harmony	O1: Social cohesion is restored in a sustainable manner	PI1: Sensitization of the populations on peace, tolerance and national unity
			PI2: Prevention and management of inter-community conflicts
			PI3: Implementation of mechanisms and tools for consolidation of solidarity and social cohesion through the solidarity watch dog
	E2: The population benefits from services of public administration on the entire national territory	O2: Communication and information are of quality and contribute to the building of national unity	PI4: Amendment and popularization of draft texts on management of property conflicts and restitution of properties
			PI5: Strengthening the operational and organizational capacities of structures in charge of management of conflicts and restitution of properties
			PI6: Strengthening the operational and organizational capacities of the media and media professionals
E3: The population lives in security and protected against all forms of violence and has access to quality legal services	O3: The authority of the State is restored on the entire national territory	PI7: Strengthening the regulation on access and dissemination of information in the media	
		PI8: Redeployment of the prefectoral corps, the FDS and judicial administration in the CNW zones	
		PI9: Strengthening measures for the exercise of the authority of the State in the CNW zones	
		PI10: Reconstruction/rehabilitation/equipment of infrastructures of public administration, notably in the CNW zones	
A2: SECURITY AND JUSTICE	E3: The population lives in security and protected against all forms of violence and has access to quality legal services	O4: The services of the administration are functional , mainly in the CNW zones	PI11: Posting/redeployment of public servants and government agents
			PI12: Strengthening the mechanisms for ensuring the security and surveillance of the national territory
			PI13: Reconstruction/rehabilitation and equipment of the premises of the FDS at the central and deconcentrated levels
	E3: The population lives in security and protected against all forms of violence and has access to quality legal services	O5: Protection of life and property is ensured	PI14: Reform of the institutional legal framework of the FDS
			PI15: Creation and equipment of new jurisdictions
			PI16: Reform of the institutional and legal framework of the justice system
E3: The population lives in security and protected against all forms of violence and has access to quality legal services	O6: Legal services are accessible and of quality	PI17: Support for structures for legal assistance to poor people and internally-displaced persons	
		PI18: Reducing the costs of certificates and adaptation of justice procedures	

MATRIX OF PRIORITY INTERVENTIONS OF THE PRSP

OUTCOME 1: RESTORATION AND CONSOLIDATION OF THE FOUNDATIONS OF THE REPUBLIC				
Orientation1: Consolidation of peace, protection of life and property and promotion of good governance				
Areas	Expected Effects	Outputs	Priority Interventions	
A3: GOVERNANCE	E4: The management of resources and public affairs is participatory, transparent and efficient	O7: The electoral processes are transparent, democratic and participatory	PI19: Support for structures in charge of electoral processes PI20: Sensitization of political parties, civil society movements and organizations on democracy	
		O8: The citizen participation is enhanced	PI21: Sensitization of political parties, civil society movements and organizations, notably women, on participation in the life of the nation PI22: Strengthening the technical and organizational capacities of the civil society	
		O9: Public administration is more efficient, transparent and responsible	PI23: Modernization of the structures of public administration PI24: Strengthening the mechanism for control of services of public administration	
		Orientation 5: Decentralization as a means of participation of the populations in the process of development and reduction of regional disparities		
D4: DECENTRALIZATION/LAND USE PLANNING	E5: Development actors at the local level are involved and participate in the management of the territorial communities	O10: The populations assume ownership of development initiated in the territorial communities	PI25: Strengthening the role and actions of the populations PI26: Building local competences in the area of development	
		O11: The decentralized communities enjoy appropriate support	PI27: Strengthening the capacities of the deconcentrated and decentralized administrations PI28: Creation of databases in the TCs PI29: Support for local planning and decentralized cooperation	
		E6: The population effectively benefits from the benefits of the decentralization	O12: Local development initiatives are more geared towards the reduction of regional disparities	PI30: Effective transfer of competences and resources from the State to the TCs PI31: Creation of economic development poles PI32: Support for development initiatives at the local level PI33: Establishment of a Land Use Development Support Fund (FAAT)
			O13: Local potential is exploited to the advantage of the populations	PI34: Studies on the development of local potential PI35: Enhancement of development potential and opportunities at the local level

OUTCOME 2: TRANSFORMATION OF COTE D'IVOIRE INTO AN EMERGING COUNTRY			
Orientation 2: Stabilization of the macro-economic framework			
Areas	Expected Effects	Outputs	Priority Interventions
D5: MACRO-ECONOMIC FRAMEWORK	E7: The sectors of the economy are integrated, coherent and transparent and efficient management of the economy promotes sustainable economic growth	O14: The performance of the economy is improved	PI36: Optimization of the production of goods and services
			PI37: Mobilization of savings and capital funding of the economy
		O15: The management of public finance is efficient and effective	PI38: Optimization of resources and public expenditures
			PI39: Improvement of the macro-economic and budget framework tools
			PI40: Production of reliable, pertinent and disaggregated statistical data
Orientation 3: Creation of jobs and wealth through support to the rural world and promotion of the private sector as an engine of growth			
D6: EMPLOYMENT	E8: The economically active population, particularly that of the rural world, has adequate source of income and caters for its needs	O16: The offers and demands of employment of the different sectors of activity are controlled	PI41: Conducting studies on the labour market
			PI42: Strengthening the capacities and empowerment of the observatory on labour and training
		O17: The economically active population is exercising a paid activity and caters for its basic needs	PI43: Support for activities of the agricultural, informal and cottage industry sectors
			PI44: Strengthening the mechanisms for the promotion of employment and self-employment
			PI45: Support for creation of high labour-intensive enterprises
D7: PRIVATE SECTOR	E9: The private sector is developed, competitive and supplier of jobs and wealth	O18: Growth and diversification of investments are ensured	PI46: Improvement of the business environment
			PI47: Support for implantation of Ivorian enterprises in the sub-region and at the international level
			PI48: Promotion of the industry and development of entrepreneurship
		O19: The private sector, notably trade, absorbs a major part of the economically active population	PI49: Establishment of a system for financing domestic and external trade
			PI50: Organization of the domestic and external trade
		O20: Ivorian enterprises offer quality outputs and services at competitive prices	PI51: Support for importation of adaptation and renewal of equipment
			PI52: Strengthening the material and institutional capacities of structures for controlling measurement tools and prices
			PI53: Promotion of research/development (R&D) in the area of innovation and use of research results
		O21: The populations adhere to micro finance and benefit from adequate services	PI54: Support for diversification of the offer of outputs and services
			PI55: Strengthening the financial and technical capacities of actors of the micro – finance sector
PI56: Sensitization of the populations to adhere to MFIs			
PI57: Improving accessibility of women to the National Women and Development Fund			

OUTCOME 2: TRANSFORMATION OF COTE D'IVOIRE INTO AN EMERGING COUNTRY			
Orientation 3: Creation of jobs and wealth through support for the rural world and promotion of the private sector as an engine of growth			
Areas	Expected Effects	Outputs	Priority interventions
A8: AGRICULTURE/FISHERIES/STOCK-BREEDING	E10: Incomes of actors of the rural world are increased	O22: The capacities for production and marketing of agricultural, agro-pastoral and fisheries outputs are strengthened	PI58: Reduction of costs of production factors
			PI59: Support for agricultural mechanization
			PI60: Training of actors of the rural world in agriculture, animal breeding and fisheries
			PI61: Exploitation of results of scientific research and innovation
			PI62: Creation of a mechanism for financing fisheries and animal breeding
			PI63: Hydro-agricultural and agro-pastoral development
			PI64: Improving the health and feeding environment of traditional poultry farming
			PI65: Improving the bio-security system from production to marketing
		O23: The agricultural, agro-pastoral and fisheries outputs are marketed at remunerative prices	PI66: Development of sites for the practice of off-season crops
			PI67: Creation and rehabilitation of agricultural, agro-pastoral and fisheries infrastructures
			PI68: Creation and rehabilitation of pastoral dams
			PI69: Strengthening the organization of marketing and distribution channels
			PI70: Support for the processing and enhancing the value of outputs and sub-outputs of animal breeding and fisheries
			PI71: Establishment of an efficient system for controlling foodstuffs
O24: The management organizations and control mechanisms of the sectors are functional and efficient	PI72: Improving the market information system		
	PI73: Support for structuring the animal and fisheries sectors		
	PI74: Strengthening the capacities of farmers' organizations and agricultural professionals		
	PI75: Stabilization of the agricultural sectors (cocoa-coffee, cotton and cashew)		
	PI76: Restoration and development of the cultural heritage		
A9: CULTURE	E11: Art, cultural and literary creators live on spin-offs of their productions	O25: The artistic, cultural and literary creators produce quality works and earn substantial incomes	PI77: Strengthening the capacities of artistic, literary and cultural creators
			PI78: Strengthening the mechanism for recovery and distribution of copyrights
		O26: The promotion, marketing and protection of works of artistic, cultural and literary creators are assured	PI79: Strengthening the measures for combating piracy
			PI80: Establishment of an efficient system for distribution of artistic, cultural and literary works

OUTCOME 2: TRANSFORMATION OF COTE D'IVOIRE INTO AN EMERGING COUNTRY			
Orientation 3: Creation of jobs and wealth through support for the rural world and promotion of the private sector as an engine of growth			
Areas	Expected Effects	Outputs	Priority Interventions
A10: TOURISM/COTTAGE INDUSTRY	E12: Tourism and cottage industry are developed and constitute sectors that supply jobs and wealth	O27: Sites, tourist and artistic opportunities attract investors	PI81: Development and protection of tourist sites
		O28: The tourist, artisan administration and operators of the sectors have adequate resources and increase their output	PI82: Promotion of investments in the tourism and hotel industry sectors
		O29: Management, control and coordination of tourist and artisan activities are ensured	PI83: Strengthening the operational capacities of the administration and tour operators
			PI84: Establishment of a support fund for the tourism and cottage industry sectors
A11: TRANSPORT	E13: The movement of people and goods is improved	O30: Transport infrastructures (road, rail, sea/lagoon, air) are improved	PI85: Establishment of a legal institutional framework for the development and promotion of tourism
		O31: The offer of transport services is improved	PI86: Development and implementation of mechanisms and tools for management, coordination and monitoring-evaluation
		O32: The security, safety and free flow of road, rail, sea and air traffic are ensured	PI87: Development of road, rail, sea/lagoon, air and port infrastructures
			PI88: Improvement of the management, maintenance and repair of the infrastructures
			PI89: Strengthening of the operational and organizational capacities of the actors and structures in charge of transport
			PI90: Implementation of the institutional reform and regulation of the transport sector
A12: MINES AND ENERGY	E14: Sustainable access to energy resources and profitability of mining are improved	O33: Energy outputs notably butane gas are adequate and inexpensive	PI91: Strengthening of the security and safety systems on the roads, railways and ports and airports
		O34: The mining resources are exploited in a sustainable manner, with a significant capital gain for the national economy	PI92: Sensitization of users on the application of the safety and security standards
			PI93: Intensification of the policy on road traffic fluidity
			PI94: Strengthening the capacities for production, storage and distribution of petroleum products
		PI95: Diversification of energy sources	
		PI96: Exploitation of the mines discovered and transformation of the substances extracted	
		PI97: Creation of a support fund and for attractive conditions for investments	

OUTCOME 2: TRANSFORMATION OF COTE D'IVOIRE INTO AN EMERGING COUNTRY			
Orientation 4: Improvement of the accessibility and quality of basic social services, preservation of the environment, promotion of gender equality and social security			
Areas	Expected Effects	Outputs	Priority Interventions
A13: VOCATIONAL TRAINING	E15: All adolescents, young people and adults whether they have completed a basic education or not are trained in a trade and supported in their professional integration	O35: Adolescents, young people and adults receive technical, vocational training and quality supervision	PI98: Development of new modes of training adapted to economic trends in partnership with the private sector
			PI99: Development of a qualifying training programme for adolescents excluded from general education
			PI100: Establishment of a mechanism for upgrading and specific training of trainers and administrative and supervisory staff
		O36: Adolescents, young people and adults who benefited from quality training sanctioned by certificates are integrated into the socio-economic fabric	PI101: Creation/rehabilitation/equipment of vocational and technical training structures
			PI102: Support for integration of vulnerable persons and specific groups
		O37: The vocational and technical activities are coherent and better coordinated	PI103: Establishment of a mechanism for integration and assistance for settling graduates
D14: HIGHER EDUCATION	E16: Students holding the baccalauréat or another certificate have access to quality training in higher education leading to employment	O38: All holders of the <i>Baccalauréat</i> or equivalent certificates are registered in the universities and <i>grandes écoles</i>	PI104: Adoption of an orientation law on harmonization of the E T F P system
			PI105: Establishment and operationalization of the monitoring/evaluation tools
			PI106: Construction/rehabilitation/equipment of infrastructures in universities and <i>grandes écoles</i>
		O39: Students of universities and <i>grandes écoles</i> are integrated into the socio-professional fabric at the end of their training	PI107: Strengthening of the capacities of structures for orientation of BAC holders, the teaching and supervisory staff
			PI108: Adoption of measures for reducing registration and tuition fees in the universities and <i>grandes écoles</i>
			PI109: Support for improvement of the environment of high education
D15: SCIENTIFIC RESEARCH/TECHNOLOGICAL INNOVATION	E17: Scientific research and technological innovation constitute an engine of economic, social and cultural development	O40: Scientific research and technological innovation are developed	PI110: Support for socio-professional integration of graduates
			PI111: Support for the creation of exchange in the area of research and development
			PI112: Adoption of policy on studies and research on the national potential
		O41: The value of results of scientific research and innovation is enhanced	PI113: Support for initiatives of young inventors
			PI114: Sensitization on the use of research results
	PI115: Support for the funding of prototypes		

OUTCOME 3: A SOCIAL WELL-BEING FOR ALL						
Orientation 4: Improvement of the accessibility and quality of basic social services, preservation of the environment, promotion of gender equality and social security						
Areas	Expected Effects	Outputs	Priority Interventions			
D16: BASIC EDUCATION/SECOND CYCLE/ILLITERACY ELIMINATION	E18: All children of school-going age have access to quality basic education and complete their course and those who pursue general secondary education obtain the BAC within the requisite period	○42: Girls and boys who have reached the age of attending pre-school and <i>CPI</i> are registered and those having exceeded that age are integrated	PI116: Construction/rehabilitation and equipment of educational and supervision infrastructures PI117: Sensitization on the need to provide children with basic education PI118: Establishment of birth certificates and temporary birth certificates for children			
		○43: Girls and boys registered in basic education receive quality training and reach class 3ème in the requisite period	PI119: Acquisition and distribution of school textbooks and kits PI120: Perpetuation of the school feeding system PI121: Creation/rehabilitation/equipment within school establishment of water points, latrines, health units and electricity infrastructures PI122: Construction/rehabilitation/equipment of public residential schools PI123: Support for the creation and/or functioning of private residential schools PI124: Training and retraining of the teaching and supervisory staff PI125: Integration of specific modules in the training curricula of teachers and supervisors PI126: Sensitization on conceptive methods and HIV/aids in the educational environment			
			○44: Girls and boys are admitted to class 2nde, receive quality training and obtain the BAC within the requisite period	PI127: Establishment of a mechanism for specific training and skills enhancement programmes for trainers and administrative and supervisory staff PI128: Creation/rehabilitation/equipment within educational institutions of water points, latrines, health units and electricity infrastructures PI129: Studies on the reopening and construction of residential schools PI130: Construction/rehabilitation/equipment of public residential schools PI131: Support for the creation and/or functioning of private residential schools PI132: Training and retraining of the teaching and supervisory staff PI133: Sensitization on conceptive methods and HIV/aids in the educational environment		
				○45: The majority of men and women not knowing how to read and write become literate	PI134: Support for implementation of the National Illiteracy Elimination Programme PI135: Production and publication of illiteracy elimination manuals PI136: Strengthening the policy on functional illiteracy elimination	
					E19: Uneducated men and women know how to read and write	

OUTCOME 3: A SOCIAL WELL-BEING FOR ALL			
Orientation 4: Improvement of the accessibility and quality of basic social services, preservation of the environment, promotion of gender equality and social security			
Areas	Expected Effects	Outputs	Priority Interventions
D17: HEALTH	E20: Morbidity and mortality are reduced	○46: The offer, quality and demand for preventive, promotional and curative care are improved	PI137: Improvement of the health system in the area of primary health care
		○47: The populations, notably children eat balanced food	PI138: Improvement of the accessibility to health care and drugs
			PI139: Sensitization of women on the nutritional needs of the child
			PI140: Implementation of the national nutrition programme
		○48: The populations and health staff apply the basic rules of hygiene and safety of patients	PI141: Strengthening of the policy on food self-sufficiency
			PI142: Development and adoption of a health code and a policy paper on hygiene, safety of patients and risk management
			PI143: Sensitization of the populations on hygiene
			PI144: Support for strengthening the capacities for managing medical waste and controlling hospital infections and promotion of environmental hygiene
			PI145: Promotion of the use of services and public hygiene/Promotion of personal and collective hygiene
		D18: HIV/aids	E21: HIV/aids-related morbidity and mortality are reduced
PI147: Creation/rehabilitation/equipment of VTCs			
PI148: Intensification of IEC/BCC activities and social mobilization			
PI149: Promotion of condom use			
PI150: Intensification of the fight against blood exposure accidents (BEAs)			
○50: Care and support for people infected and affected by HIV/aids is provided	PI151: Integration of PMTCT services in all PNC centres		
	PI152: Support for PLWH, HIVIP and OVC at the nutritional, socio-economic, legal and psychosocial levels		
	PI153: Improvement and perpetuation of accessibility to ARVs		
○51: HIV/aids control actions are better coordinated, monitored and evaluated	PI154: Implementation of the NOVCP		
	PI155: Strengthening the operational capacities of the implementation structures and coordination bodies		
	PI156: Operationalization of the national monitoring-evaluation system		
○52: Stigmatization and discrimination against persons infected and affected by HIV/aids are reduced	PI157: Increment and perpetuation of the national aids control funds		
	PI158: Intensifying the advocacy activities		
			PI159: Establishment of a legislative and social framework for persons infected and affected by HIV

OUTCOME 3: A SOCIAL WELL-BEING FOR ALL				
Orientation 4: Improvement of the accessibility and quality of basic social services, preservation of the environment, promotion of gender equality and social security				
Areas	Expected Effects	Outputs	Priority Interventions	
A 19: ENVIRONMENT/LIVING ENVIRONMENT	E22: The populations live in an adequate living environment	○53: Household, industrial and hospital wastes are regularly collected and treated	PI160: Improving the system of waste collection and management PI161: Sensitization of the population and authorities on environmental culture	
		○54: The drainage and treatment of waste waters are regularly ensured	PI162: Creation/rehabilitation of sanitation works PI163: Strengthening of the operational capacities of the structures in charge of sanitation and the environment PI164: Creation of a Sanitation Fund PI165: Depollution of water bodies	
		○55: The districts are healthy and the houses are decent and less expensive	PI166: Updating the master plans and town planning plans PI167: Establishment of mechanisms for facilitating access to accommodation PI168: Strengthening the quality control mechanisms in the area of housing PI169: Construction of toilet facilities at public squares	
		E23: The protection and equilibrium of the biodiversity (water, air, land) are ensured	○56: The forest cover and quality of the soils are preserved	PI170: Reconstitution, development and management of forest resources PI171: Drawing up a master plan for development the costal areas PI172: Development and implementation of the national soil degradation control plan PI173: Sensitization on protection of the forest and soil heritage
			○57: The prevention of global warming is ensured	PI174: Management of droughts PI175: Sensitization on the use of energy sources (biomass, gas, improved stoves)
			○58: Natural resources (fauna, flora, water) are exploited in a sustainable manner	PI176: Improvement of governance of forest, animal and fish resources PI177: Strengthening of the operational capacities of structures in charge of managing the fauna, the flora and waters
	PI178: Opening up river mouths			

OUTCOME 3: A SOCIAL WELL-BEING FOR ALL				
Orientation 4: Improvement of the accessibility and quality of basic social services, preservation of the environment, promotion of gender equality and social security				
Areas	Expected Effects	Outputs	Priority Interventions	
A20: WATER/ELECTRICITY/ICT	E24: The mode of life of the populations, notably those living in rural areas, is improved	○59: The populations, notably those in rural areas, have permanent access to safe drinking water	PI179: Creation/rehabilitation/improvement of hydraulic infrastructures and water production/treatment units PI180: Recruitment of staff and strengthening of the operational capacities of structures in charge of water management	
		○60: The populations, notably those in rural areas, have access to electricity	PI181: Electrification of per-urban districts/slums of major cities and rural areas PI182: Relaunching of the annual subsidized connection programme for low-income populations in rural areas	
		○61: The populations have access to ICTs	PI183: Reduction of the costs of ICT services	
			PI184: Development of telecommunication infrastructures and facilities	
A21: YOUTH/SPORTS AND LEISURE	E25: The sound occupation and professional integration of young people are ensured	○62: Sports is professionalized and talents are developed	PI185: Strengthening the capacities of sports structures PI186: Construction/rehabilitation/equipment and management of sports infrastructures PI187: Development of Sports-Studies programme	
		○63: The recreative potential is developed	PI188: Organization of holiday centres and camps	
			PI189: Creation and development of leisure grounds	
			PI190: Strengthening the capacities of supervisors of leisure activities	
A22: SOCIAL PROTECTION	E26: The populations, notably vulnerable groups (women, children, disabled persons, senior citizens) and internally-displaced persons (IDPs) are offered social and legal protection	○64: Human rights are known and applied	PI191: Popularization of the texts and sensitization on the respect of human rights PI192: Strengthening the mechanisms for protecting vulnerable people PI193: Strengthening the capacities of human right activists	
		○65: The populations benefit from social coverage	PI194: Implementation of the universal health insurance scheme	
			PI195: Establishing community mutual insurance schemes	
			PI196: Creation and popularization of the unemployment insurance scheme	
		○66: All the most vulnerable people receive appropriate social assistance	PI197: Development of measures for proximity assistance and psychological care and support for distressed communities and IDPs	
			PI198: Strengthening the capacities of structures in charge of supervision and assistance for vulnerable people	
			PI199: Reintegration of IDPs into the regions where they lived before the outbreak of the crisis	
			PI200: Implementation of specific educational and family reintegration and pre-apprenticeship projects for children in difficulty	
				PI201: Implementation of the PPEAV
				PI202: Construction/rehabilitation and equipment of infrastructures of protection and social supervision of the populations
		PI203: Design/Implementation of the coordination/monitoring-evaluation mechanisms		

OUTCOME 3: A SOCIAL WELL-BEING FOR ALL			
Orientation 4: Improvement of the accessibility and quality of basic social services, preservation of the environment, promotion of gender equality and social security			
Areas	Expected Effects	Outputs	Priority Interventions
A23: GENDER	E27: Social, political and economic inequalities between men and women are reduced	○67: Power relations between men and women in the Ivorian society are more equitable	PI204: Institutional support for promotion of gender equality
		○68: Gender-based discriminations are reduced	PI205: Intensification of efforts aimed at combating violence against women PI206: Support for empowerment of women PI207: Strengthening the participation of women in the process of decision-making at the political level
D24: POPULATION AND DEVELOPMENT	E28: National competences and those of the diaspora are put at the service of the development of Côte d'Ivoire	○69: The human capital is developed	PI208: Use of national competences in the process of nation building PI209: Implementation and monitoring-evaluation of policies and programmes by national competences PI210: Establishment and popularization of a coherent intervention framework in the area of population
		○70: Immigrants and Ivorians of the diaspora participate in development of Côte d'Ivoire	PI211: Establishment of an integrated system of information on Population and Development PI212: Development and implementation of an integrated national population policy PI213: Strengthening of mechanisms for involving Ivorians of the diaspora in the economic and social development of Côte d'Ivoire

OUTCOME 4: CÔTE D'IVOIRE, A DYNAMIC ACTOR ON THE REGIONAL AND INTERNATIONAL SCENES			
Orientation 6: International context and regional integration			
D25: COOPERATION INTERNATIONALE	E29: Côte d'Ivoire intensifies its cooperation with the international community revives its economy	○71: Côte d'Ivoire's image is restored at the international level	PI214: Strengthening of the operational capacities of the MAE and representatives of Ivorians abroad PI215: Strengthening the strategic position of Côte d'Ivoire at the international level PI216: Consolidation of relationships of good neighbourliness
		○72: Côte d'Ivoire plays a leadership role in the regional community spaces	PI217: Support for modernization of regional and sub-regional institutions PI218: Development and implementation of integration and cooperation accords and policies