



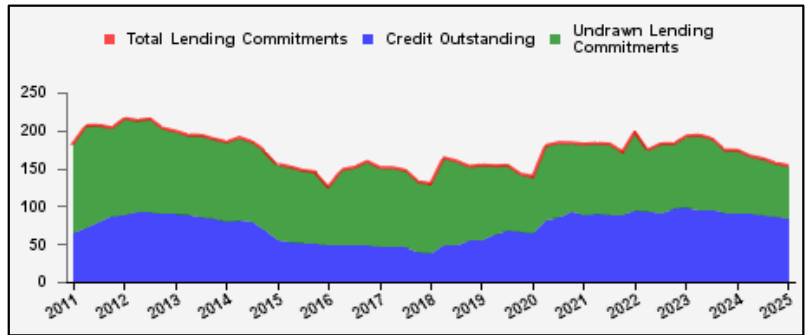
Weekly Report on Key Financial Statistics

Table 1. Key Indicators 1/

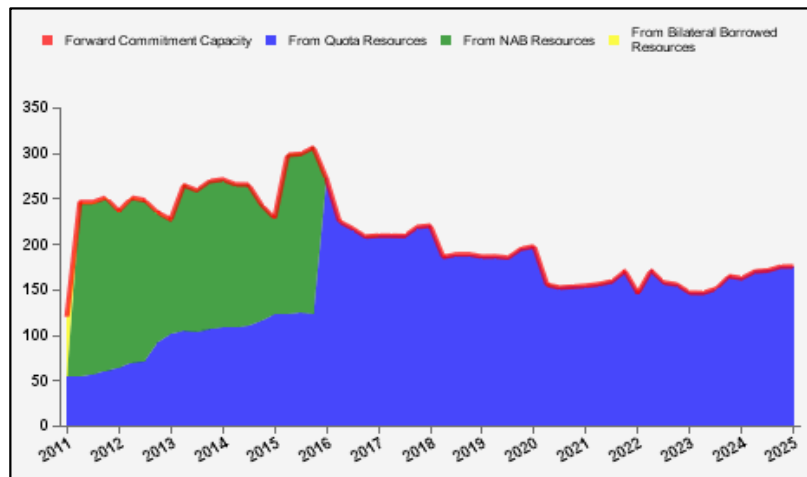
as of February 14, 2025

(In billions of SDRs, unless indicated otherwise)

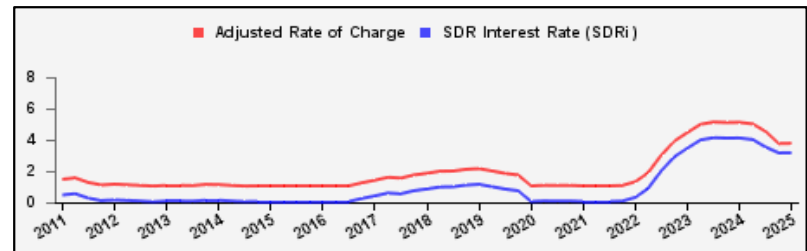
GRA Lending and Resources	SDR	USD
I. Total Lending Commitments, of which:	153.4	201.0
Undrawn Lending Commitments	68.6	89.9
Credit Outstanding	84.7	111.0
II. Forward Commitment Capacity (FCC)	175.9	230.5
III. Unactivated Borrowed Resources, of which: 2/	366.0	479.6
NAB	279.6	366.4
Bilateral Borrowing Agreements 3/	86.4	113.2
IV. Total GRA Resources (I. + II. + III.)	695.3	911.1



Forward Commitment Capacity (FCC)	SDR	USD
I. Usable resources (a) + (b)	309.8	405.9
(a) Fund quota resources	309.8	405.9
(b) Fund borrowed resources	--	--
II. Undrawn balances under GRA lending commitments	68.6	89.9
Precautionary 4/	48.2	63.2
Non-precautionary	20.4	26.8
III. Uncommitted usable resources (I - II)	241.1	316.0
IV. Repurchases one-year forward	12.5	16.4
V. Repayments of borrowed resources one-year forward	--	--
VI. Prudential balance	77.7	101.9
VII. Forward commitment capacity (III + IV - V - VI) 5/	175.9	230.5
(a) From Quota resources	175.9	230.5
(b) From NAB resources	--	--
(c) From Bilateral Borrowed resources	--	--



Rates	Percent
1 SDR = USD	1.31045
SDR Interest Rate (SDRi)	3.169
Average SDRi over the previous 12-month period	3.746
Adjusted Rate of Charge	3.769
Adjusted Rate of Remuneration	3.169



1/ Figures highlighted in blue changed from previous issued report; -- Indicates zero value, zero indicates amounts less than SDR 0.05 billion. Totals may not add due to rounding.

2/ Excludes 20% prudential balance and borrowing lines of participants/members that are currently not in the FTP. For the NAB, also excludes any outstanding NAB claims; and undrawn committed resources under current NAB-eligible arrangements, if any.

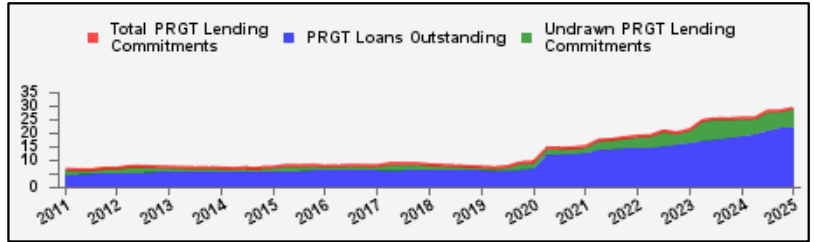
3/ The decline in the commitments under the 2020 Bilateral Borrowing Agreements (BBAs) since January 1, 2025 is temporary and will be restored as creditors continue to complete their domestic process to extend their BBAs beyond end-December 2024. Once the extensions are ratified, the terms of these BBAs will be extended retroactively from January 1, 2025.

4/ Undrawn balances under arrangements treated as precautionary by the authorities.

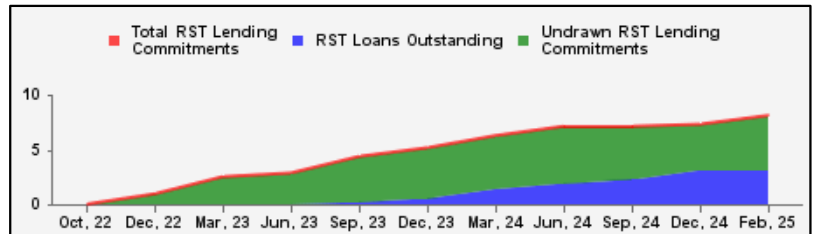
5/ In the event of activation of the NAB and/or bilateral borrowed resources, the FCC is modified to take account of additional usable resources under these arrangements (which exclude a prudential balance and non-FTP members).

Table 1. Key Indicators (continued) 1/
as of February 14, 2025
(In billions of SDRs, unless indicated otherwise)

PRGT Lending and Resources	SDR	USD
I. Total Lending Commitments, of which:	29.1	38.1
Ia. Undrawn lending commitments	6.6	8.7
Ib. Loans Outstanding	22.5	29.5
II. Undrawn Loan Resources	34.7	45.5
III. Uncommitted Loan Resources (II. - Ia.)	28.1	36.8



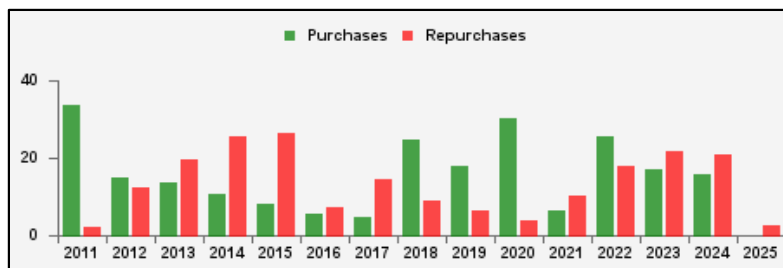
RST Lending and Resources	SDR	USD
I. Total Lending Commitments, of which:	8.1	10.6
Ia. Undrawn lending commitments	4.9	6.4
Ib. Loans Outstanding	3.2	4.2
II. Undrawn Loan Resources	19.0	24.9
III. Uncommitted Loan Resources (II. - Ia.)	14.1	18.5



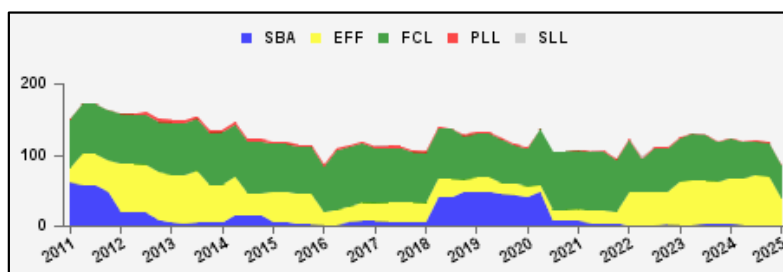
1/ Figures highlighted in blue changed from previous issued report; -- Indicates zero value, zero indicates amounts less than SDR 0.05 billion. Totals may not add due to rounding.

Table 2a. Use of GRA Resources 1/
as of February 14, 2025
(In billions of SDRs, unless indicated otherwise)

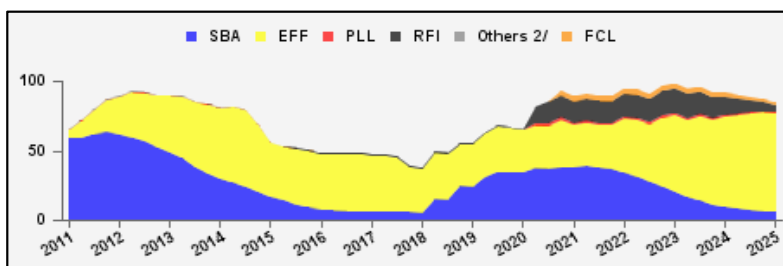
GRA Lending (Calendar year to date)	SDR	USD
Purchases	--	--
Financed by Quota Resources	--	--
Financed by Borrowings	--	--
Repurchases	2.4	3.2
Commitments Approved	--	--



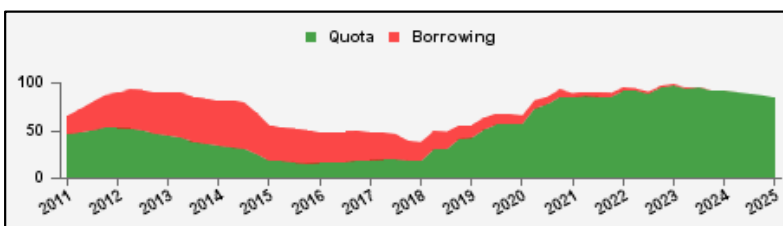
Commitments Under Current GRA Arrangements	Number of	SDR	USD
Standby Arrangement (SBA)	3	0.4	0.5
Extended Fund Facility (EFF)	19	37.8	49.5
Flexible Credit Line (FCL)	4	47.1	61.7
Precautionary and Liquidity Line (PLL)	1	0.7	1.0
Short-Term Liquidity Line (SLL)	--	--	--
Total Current Arrangements	27	86.0	112.7



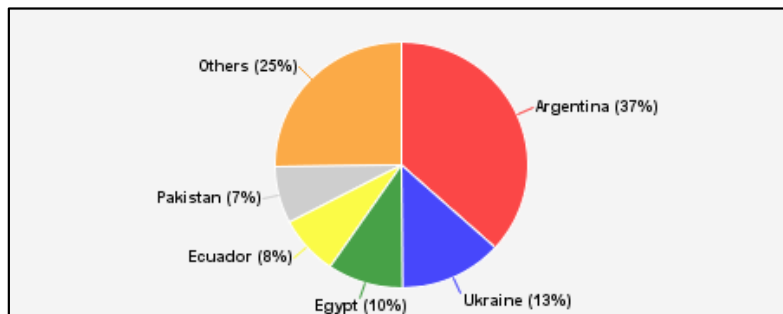
Credit Outstanding by Facility	SDR	USD
Standby Arrangement (SBA)	6.5	8.5
Extended Fund Facility (EFF)	71.0	93.0
Flexible Credit Line (FCL)	1.9	2.5
Precautionary and Liquidity Line (PLL)	0.5	0.6
Short-Term Liquidity Line (SLL)	--	--
Rapid Financing Instrument (RFI)	4.9	6.5
Others 2/	--	--
Total Credit Outstanding	84.7	111.0



Credit Outstanding by Financing Sources	SDR	USD
Financed by Quota Resources	84.7	111.0
Financed by Borrowings	--	--
Total Credit Outstanding	84.7	111.0



Largest 5 Exposures 3/	Credit Outstanding	
	SDR	As a % of quota
Argentina	31.1	976
Ukraine	11.2	555
Egypt	8.2	401
Ecuador	6.6	945
Pakistan	6.3	311



1/ Figures highlighted in blue changed from previous issued report; -- Indicates zero value, zero indicates amounts less than SDR 0.05 billion. Totals may not add due to rounding.

2/ Includes outstanding credit under the former Compensatory Financing Facility; for the chart also includes outstanding credit under the former Emergency Post Conflict and Natural Disaster Assistance policy.

3/ Members with current arrangements are bolded.

Table 2b. Current Financial Arrangements (GRA)

as of February 14, 2025
(In millions of SDRs, unless indicated otherwise) 1/

Member	Amount Committed	Amount Undrawn	Amount Drawn	Credit Outstanding		Period of Arrangement	
				Amount 2/	As a % of Quota	Effective Date	Expiration Date
Standby Arrangement (3)	419	419	--	569			
Armenia 3/	129	129	--	159	124	12-Dec-22	11-Dec-25
Georgia 3/	210	210	--	404	192	15-Jun-22	14-Jun-25
Kosovo 3/	80	80	--	5	6	25-May-23	24-May-25
Extended Fund Facility (19)	37,785	20,425	17,360	42,083			
Bangladesh	1,646	706	940	1,028	96	30-Jan-23	29-Jul-26
Barbados	85	14	71	358	379	07-Dec-22	06-Dec-25
Benin	323	35	288	329	266	08-Jul-22	07-Jan-26
Cameroon	396	74	322	322	117	29-Jul-21	28-Jul-25
Cote d'Ivoire	1,734	743	991	1,432	220	24-May-23	23-Sep-26
Ecuador	3,000	1,871	1,129	6,591	945	31-May-24	30-May-28
Egypt	6,112	4,614	1,497	8,173	401	16-Dec-22	15-Oct-26
Honduras	416	257	159	267	107	21-Sep-23	20-Sep-26
Jordan	926	587	340	1,541	449	10-Jan-24	09-Jan-28
Kenya	1,809	290	1,519	1,519	280	02-Apr-21	01-Apr-25
Mauritania	43	13	30	30	23	25-Jan-23	24-Jul-26
Moldova	396	26	371	437	253	20-Dec-21	19-Oct-25
Pakistan	5,320	4,560	760	6,326	311	25-Sep-24	24-Oct-27
Papua New Guinea	456	242	214	214	81	22-Mar-23	21-Dec-26
Senegal	755	539	216	609	188	26-Jun-23	25-Jun-26
Seychelles	42	18	24	90	395	31-May-23	30-May-26
Sri Lanka	2,286	1,524	762	1,262	218	20-Mar-23	19-Mar-27
Suriname	431	47	384	384	298	22-Dec-21	31-Mar-25
Ukraine	11,608	4,265	7,343	11,168	555	31-Mar-23	30-Mar-27
Flexible Credit Line (4)	47,064	47,064	--	2,144			
Chile 3/	10,466	10,466	--	--	--	27-Aug-24	26-Aug-26
Colombia 3/	6,134	6,134	--	1,875	92	26-Apr-24	25-Apr-26
Mexico 3/	26,738	26,738	--	--	--	15-Nov-23	14-Nov-25
Morocco 3/ 4/	3,726	3,726	--	269	30	03-Apr-23	02-Apr-25
Precautionary and Liquidity Line (1)	728	728	--	133			
Jamaica 3/	728	728	--	133	35	01-Mar-23	28-Feb-25
Total Current GRA Arrangements (27)	85,995	68,636	17,360	44,928			
Memorandum Items:							
				Credit outstanding from members without current arrangement and outright disbursements.	39,795		
				Total Credit Outstanding.	84,724		

1/ -- Indicates zero value, zero indicates amounts less than SDR 0.5 million. Totals may not add due to rounding.

2/ Includes Credit Outstanding under expired arrangements and outright disbursements.

3/ The undrawn commitment of the arrangement is treated as precautionary by the authorities.

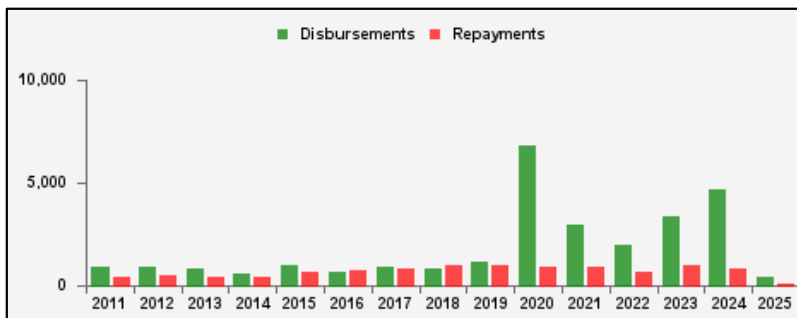
4/ Morocco made purchases under its previous Precautionary and Liquidity Line (PLL) expired in April 2020, of which SDR 268.9 million remains outstanding.

Table 3a. Use of Concessional PRGT Resources 1/

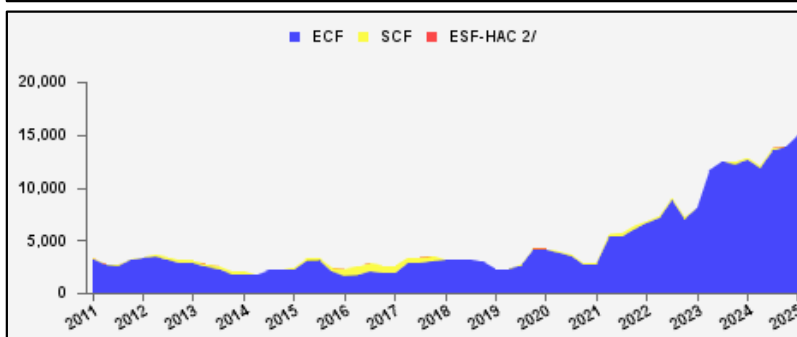
as of February 14, 2025

(In millions of SDRs, unless indicated otherwise)

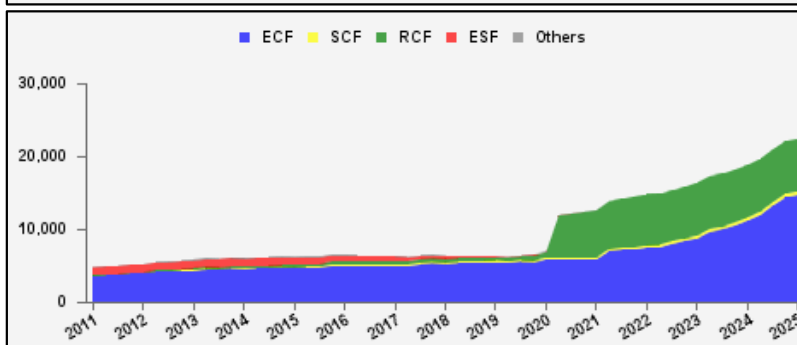
PRGT Lending (Calendar year to date)	SDR	USD
Disbursements	433.8	568.4
Repayments	107.4	140.8
Commitments Approved	1,332.5	1,746.2



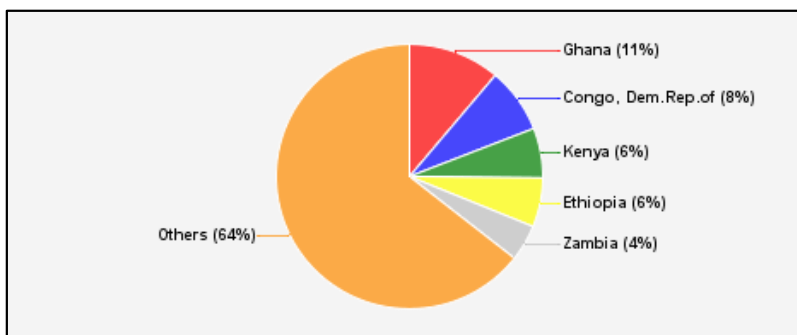
Commitments Under Current PRGT Arrangements	Number of	SDR	USD
Extended Credit Facility (ECF)	32	15,014.4	19,675.7
Standby Credit Facility (SCF)	--	--	--
Total Current Arrangements	32	15,014.4	19,675.7



Loans Outstanding by Facility	SDR	USD
Extended Credit Facility (ECF)	14,758.7	19,340.6
Standby Credit Facility (SCF)	520.5	682.1
Rapid Credit Facility (RCF)	7,212.8	9,452.0
(former) Exogenous Shocks Facility (ESF)	--	--
Others 3/	--	--
Total Loans Outstanding	22,492.0	29,474.7



Largest 5 Exposures 4/	Loans Outstanding	
	SDR	As a % of quota
Ghana	2,506.1	340
Congo, Dem.Rep.of	1,789.1	168
Kenya	1,367.2	252
Ethiopia	1,347.7	448
Zambia	992.9	101



1/ Figures highlighted in blue changed from previous issued report; -- Indicates zero value, zero indicates amounts less than SDR 0.05 million. Totals may not add due to rounding.

2/ The last commitment under the old ESF-HAC Facility expired on December 3, 2011.

3/ Includes outstanding and overdue loans under the (former) Structural Adjustment Facility and Trust Fund.

4/ Members with current arrangements are bolded.

Table 3b. Current Financial Arrangements (PRGT)

as of February 14, 2025

(In millions of SDRs, unless indicated otherwise) 1/

Member	Amount Committed	Amount Undrawn	Amount Drawn	Loans Outstanding		Period of Arrangement	
				Amount 2/	As a % of Quota	Effective Date	Expiration Date
Extended Credit Facility (32)	15,014	6,611	8,403	17,413			
Bangladesh	823	353	470	684	64	30-Jan-23	29-Jul-26
Benin	161	18	144	349	282	08-Jul-22	07-Jan-26
Burkina Faso	229	157	72	326	271	21-Sep-23	20-Sep-27
Cabo Verde	45	5	41	64	271	15-Jun-22	14-Jun-25
Cameroon	198	37	161	736	267	29-Jul-21	28-Jul-25
Central African Rep.	147	98	49	201	181	27-Apr-23	26-Jun-26
Comoros	32	18	14	20	112	01-Jun-23	31-May-27
Congo, Dem.Rep.of	1,333	1,142	190	1,789	168	15-Jan-25	14-Mar-28
Congo, Rep. of	324	32	292	321	198	21-Jan-22	20-Apr-25
Cote d'Ivoire	867	372	496	946	145	24-May-23	23-Sep-26
Ethiopia	2,556	1,342	1,214	1,348	448	29-Jul-24	28-Jul-28
Gambia	75	50	25	118	189	12-Jan-24	11-Jan-27
Ghana	2,242	801	1,441	2,506	340	17-May-23	16-May-26
Guinea-Bissau	40	9	30	52	184	30-Jan-23	29-Jan-26
Honduras	208	128	80	200	80	21-Sep-23	20-Sep-26
Kenya	905	80	824	1,367	252	02-Apr-21	01-Apr-25
Liberia	155	116	39	184	71	25-Sep-24	24-Jan-28
Madagascar	257	220	37	628	257	21-Jun-24	20-Jun-27
Malawi	132	105	26	310	223	15-Nov-23	14-Nov-27
Mauritania	21	6	15	230	179	25-Jan-23	24-Jul-26
Moldova	198	19	179	267	155	20-Dec-21	19-Oct-25
Mozambique	341	91	250	554	244	09-May-22	08-May-25
Nepal	282	94	188	349	222	12-Jan-22	11-Jan-26
Niger	197	26	171	360	274	08-Dec-21	07-Dec-25
Papua New Guinea	228	121	107	370	141	22-Mar-23	21-Dec-26
Sao Tome-Principe	19	15	4	28	187	19-Dec-24	18-Apr-28
Senegal	378	270	108	410	127	26-Jun-23	25-Jun-26
Sierra Leone	187	152	35	343	165	31-Oct-24	30-Dec-27
Somalia	75	30	45	87	53	19-Dec-23	18-Dec-26
Tanzania	796	227	569	967	243	18-Jul-22	17-May-26
Togo	294	198	95	305	208	01-Mar-24	31-Aug-27
Zambia	1,272	279	993	993	102	31-Aug-22	30-Oct-25
Total Current PRGT Arrangements (32)	15,014	6,611	8,403	17,413			
Memorandum Items:							
				5,079			
				22,492			

1/ -- Indicates zero value, zero indicates amounts less than SDR 0.5 million. Totals may not add due to rounding.

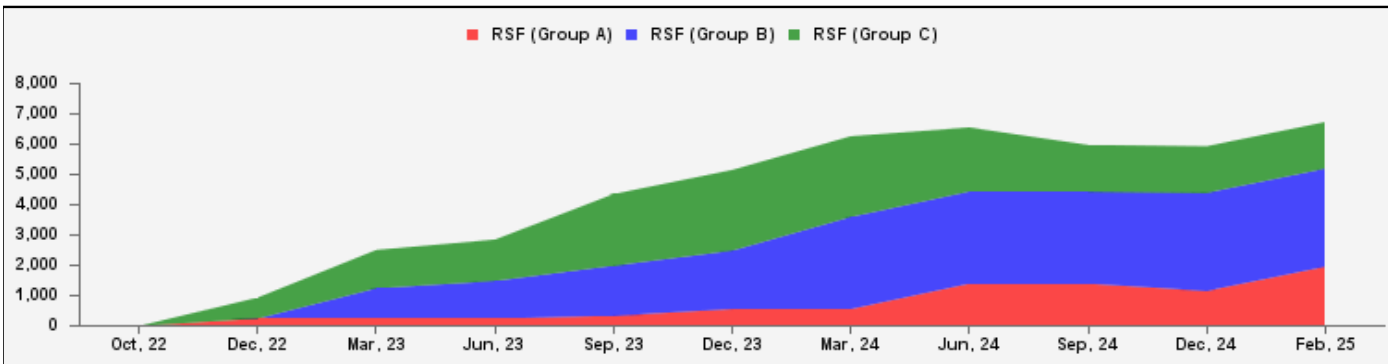
2/ Includes Loans Outstanding under expired arrangements and outright loans.

Table 4a. Use of RST Resources 1/
as of February 14, 2025
(In millions of SDRs, unless indicated otherwise)

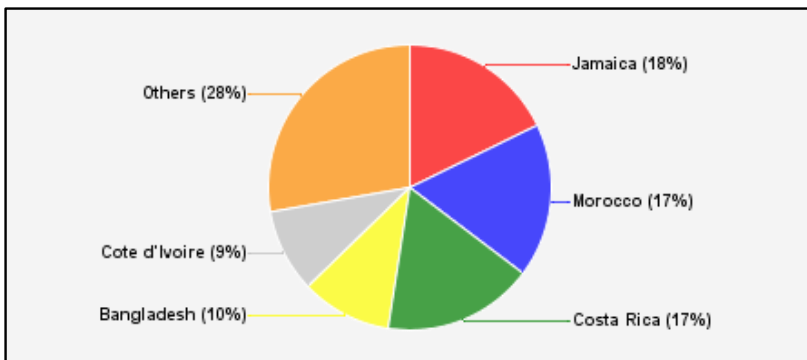
RST Lending (Calendar year to date)	SDR	USD
Disbursements	39.1	51.2
Repayments	--	--
Commitments Approved	799.5	1,047.7

Commitments Under Current RST Arrangements by Interest Rate Group 2/	Number of	SDR	USD	Loans Outstanding by Interest Rate Group	SDR	USD
Resilience and Sustainability Facility (Group A)	6	1,956.2	2,563.5	Resilience and Sustainability Facility (Group A)	395.3	518.0
Resilience and Sustainability Facility (Group B)	8	3,238.7	4,244.2	Resilience and Sustainability Facility (Group B)	960.4	1,258.5
Resilience and Sustainability Facility (Group C)	5	1,540.2	2,018.3	Resilience and Sustainability Facility (Group C)	1,867.9	2,447.8
Total Current Arrangements	19	6,735.1	8,826.0	Total Loans Outstanding	3,223.6	4,224.4

RST Commitments 3/



Largest 5 Exposures 4/	Loans Outstanding	
	SDR	As a % of quota
Jamaica	574.4	150
Morocco	562.5	63
Costa Rica	554.1	150
Bangladesh	333.4	31
Cote d'Ivoire	304.9	47



1/ Figures highlighted in blue changed from previous issued report; -- Indicates zero value, zero indicates amounts less than SDR 0.05 million. Totals may not add due to rounding.

2/ The RSF has a tiered interest rate structure that differentiates financing terms across groups of countries (Group A, B, and C) with lower income members benefiting from more concessional terms. For details of the RST's tiered interest rate structure refer to the RST instrument (Attachment A, IMF Executive Board Decision No. 17231-(22/37) April 13, 2022, as amended).

3/ On October 12, 2022, the IMF's Managing Director announced that the RST has become operational, and the first RSF arrangement was approved on November 14, 2022.

4/ Members with current arrangements are bolded.

Table 4b. Current Financial Arrangements (RST)

as of February 14, 2025

(In millions of SDRs, unless indicated otherwise) 1/

Member 2/	Amount Committed	Amount Undrawn	Amount Drawn	Loans Outstanding		Period of Arrangement	
				Amount 3/	As a % of Quota	Effective Date	Expiration Date
Resilience and Sustainability Facility (Group A) (6) 4/	1,956	1,801	155	155			
Cabo Verde	24	16	8	8	33	11-Dec-23	14-Jun-25
Congo, Dem.Rep.of	800	800	--	--	--	15-Jan-25	14-Mar-28
Madagascar	244	244	--	--	--	21-Jun-24	20-Jun-27
Mauritania	193	149	45	45	35	19-Dec-23	24-Jul-26
Niger	99	39	60	60	46	05-Jul-23	07-Dec-25
Tanzania	597	554	43	43	11	20-Jun-24	17-May-26
Resilience and Sustainability Facility (Group B) (8) 4/	3,239	2,278	960	960			
Bangladesh	1,000	667	333	333	31	30-Jan-23	29-Jul-26
Benin	149	99	50	50	40	14-Dec-23	07-Jan-26
Cameroon	138	104	35	35	13	29-Jan-24	28-Jul-25
Cote d'Ivoire	976	671	305	305	47	15-Mar-24	23-Sep-26
Kenya	407	271	136	136	25	17-Jul-23	01-Apr-25
Moldova	129	75	54	54	31	06-Dec-23	19-Oct-25
Papua New Guinea	197	197	--	--	--	11-Dec-24	21-Dec-26
Senegal	243	194	49	49	15	26-Jun-23	25-Jun-26
Resilience and Sustainability Facility (Group C) (5) 4/	1,540	801	739	739			
Barbados	142	28	113	113	120	07-Dec-22	06-Dec-25
Kosovo	62	8	54	54	66	25-May-23	24-May-25
Morocco	1,000	438	563	563	63	28-Sep-23	02-Apr-25
Paraguay	302	302	--	--	--	19-Dec-23	20-Nov-25
Seychelles	34	25	9	9	41	31-May-23	30-May-26
Total Current RST Arrangements (19)	6,735	4,880	1,855	1,855			
Memorandum Items:							
Credit outstanding from members without current arrangement.					1,369		
Total Credit Outstanding.					3,224		

1/ -- Indicates zero value, zero indicates amounts less than SDR 0.5 million. Totals may not add due to rounding.

2/ Details of members' concurrent GRA and/or PRGT arrangements are on Table 2b and Table 3b respectively, except for those members with a RSF that was approved concurrently with a Policy Coordination Instrument (PCI) or Policy Support Instrument (PSI) which are non-financing instruments.

3/ Includes Loans Outstanding under expired arrangements, if applicable.

4/ Under the Resilience and Sustainability Facility's (RSF) tiered interest rate structure that differentiates financing terms across groups of countries, interest is charged on credit outstanding for Group A, B, and C countries at the SDR interest rate +55 basis points (capped at 2.25%), +75 basis points, and +95 basis points respectively. For details of the RST's tiered interest rate structure refer to the RST instrument (Attachment A, IMF Executive Board Decision No. 17231-(22/37) April 13, 2022, as amended).