



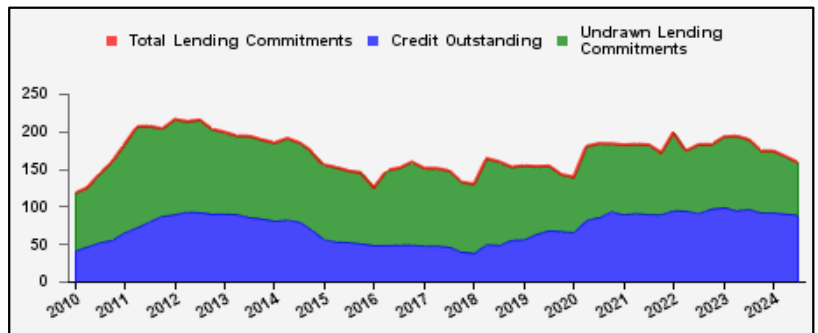
Weekly Report on Key Financial Statistics

Table 1. Key Indicators 1/

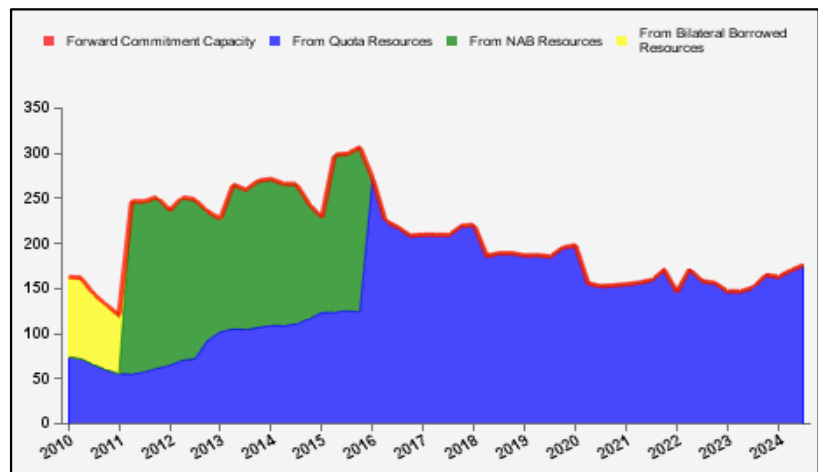
as of September 13, 2024

(In billions of SDRs, unless indicated otherwise)

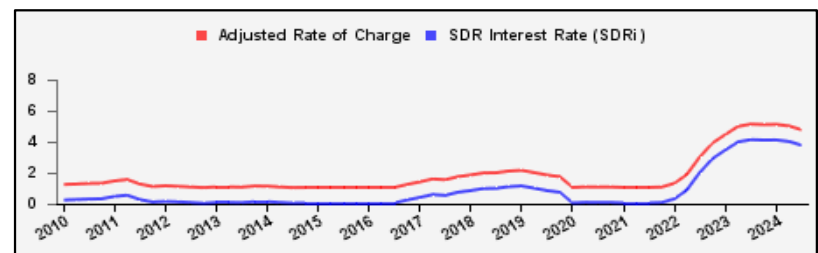
GRA Lending and Resources	SDR	USD
I. Total Lending Commitments, of which:	158.0	213.1
Undrawn Lending Commitments	69.3	93.5
Credit Outstanding	88.6	119.6
II. Forward Commitment Capacity (FCC)	176.2	237.7
III. Unactivated Borrowed Resources, of which: 2/	386.6	521.7
NAB	278.0	375.1
Bilateral Borrowing Agreements	108.6	146.5
IV. Total GRA Resources (I. + II. + III.)	720.7	972.5



Forward Commitment Capacity (FCC)	SDR	USD
I. Usable resources (a) + (b)	306.3	413.2
(a) Fund quota resources	306.3	413.2
(b) Fund borrowed resources	--	--
II. Undrawn balances under GRA lending commitments	69.3	93.5
Precautionary 3/	49.4	66.6
Non-precautionary	20.0	26.9
III. Uncommitted usable resources (I - II)	236.9	319.7
IV. Repurchases one-year forward	16.4	22.1
V. Repayments of borrowed resources one-year forward	--	--
VI. Prudential balance	77.2	104.1
VII. Forward commitment capacity (III + IV - V - VI) 4/	176.2	237.7
(a) From Quota resources	176.2	237.7
(b) From NAB resources	--	--
(c) From Bilateral Borrowed resources	--	--



Rates	Percent
1 SDR = USD	1.3493
SDR Interest Rate (SDRi)	3.763
Average SDRi over the previous 12-month period	4.071
Adjusted Rate of Charge	4.763
Adjusted Rate of Remuneration	3.763



1/ Figures highlighted in blue changed from previous issued report; -- Indicates zero value, zero indicates amounts less than SDR 0.05 billion. Totals may not add due to rounding.

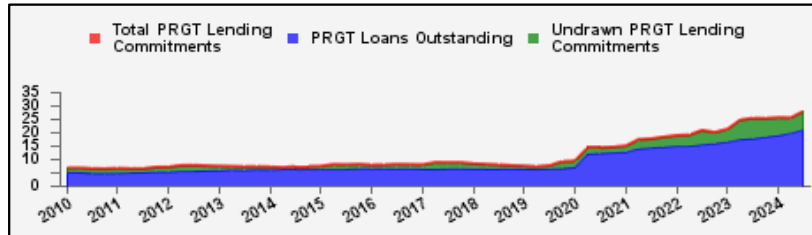
2/ Excludes 20% prudential balance and borrowing lines of participants/members that are currently not in the FTP. For the NAB, also excludes any outstanding NAB claims; and undrawn committed resources under current NAB-eligible arrangements, if any.

3/ Undrawn balances under arrangements treated as precautionary by the authorities.

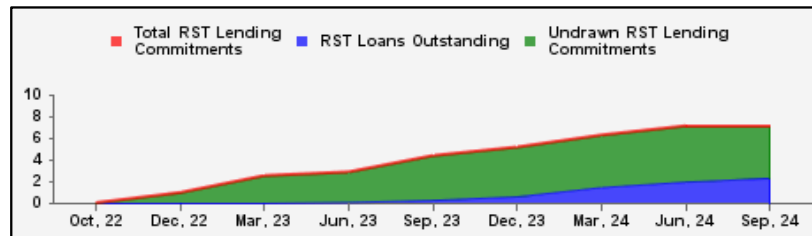
4/ In the event of activation of the NAB and/or bilateral borrowed resources, the FCC is modified to take account of additional usable resources under these arrangements (which exclude a prudential balance and non-FTP members).

Table 1. Key Indicators (continued) 1/
as of September 13, 2024
(In billions of SDRs, unless indicated otherwise)

PRGT Lending and Resources	SDR	USD
I. Total Lending Commitments, of which:	27.8	37.6
Ia. Undrawn lending commitments	6.8	9.2
Ib. Loans Outstanding	21.0	28.4
II. Undrawn Loan Resources	27.1	36.6
III. Uncommitted Loan Resources (II. - Ia.)	20.4	27.5



RST Lending and Resources	SDR	USD
I. Total Lending Commitments, of which:	7.1	9.6
Ia. Undrawn lending commitments	4.8	6.5
Ib. Loans Outstanding	2.3	3.1
II. Undrawn Loan Resources	18.5	25.0
III. Uncommitted Loan Resources (II. - Ia.)	13.7	18.5



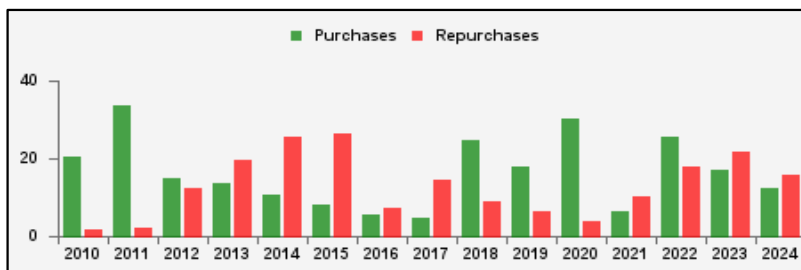
1/ Figures highlighted in blue changed from previous issued report; -- Indicates zero value, zero indicates amounts less than SDR 0.05 billion. Totals may not add due to rounding.

Table 2a. Use of GRA Resources 1/

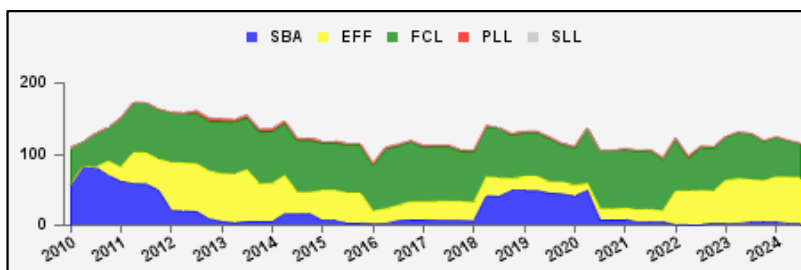
as of September 13, 2024

(In billions of SDRs, unless indicated otherwise)

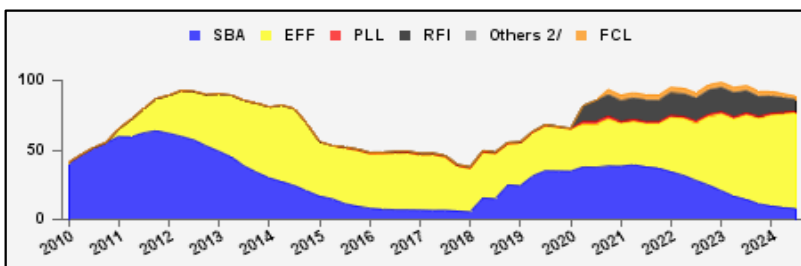
GRA Lending (Calendar year to date)	SDR	USD
Purchases	12.2	16.5
Financed by Quota Resources	12.2	16.5
Financed by Borrowings	--	--
Repurchases	15.7	21.1
Commitments Approved	24.9	33.7



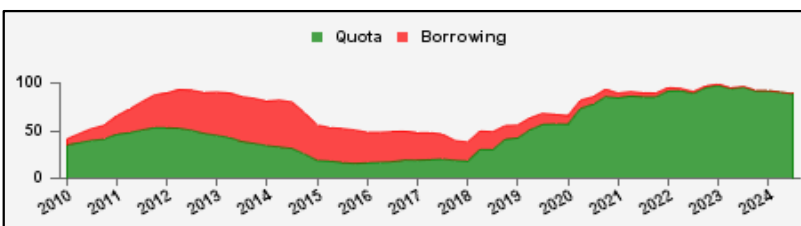
Commitments Under Current GRA Arrangements	Number of	SDR	USD
Standby Arrangement (SBA)	4	2.3	3.1
Extended Fund Facility (EFF)	19	64.7	87.3
Flexible Credit Line (FCL)	4	47.1	63.5
Precautionary and Liquidity Line (PLL)	2	1.1	1.5
Short-Term Liquidity Line (SLL)	--	--	--
Total Current Arrangements	29	115.2	155.5



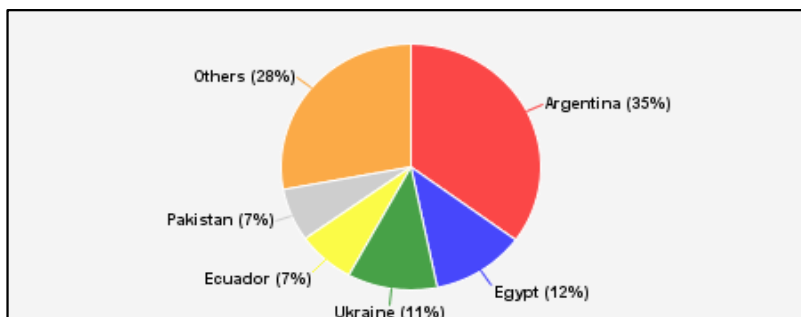
Credit Outstanding by Facility	SDR	USD
Standby Arrangement (SBA)	7.7	10.4
Extended Fund Facility (EFF)	69.0	93.1
Flexible Credit Line (FCL)	2.3	3.2
Precautionary and Liquidity Line (PLL)	1.0	1.4
Short-Term Liquidity Line (SLL)	--	--
Rapid Financing Instrument (RFI)	8.5	11.5
Others 2/	--	--
Total Credit Outstanding	88.6	119.6



Credit Outstanding by Financing Sources	SDR	USD
Financed by Quota Resources	88.6	119.6
Financed by Borrowings	--	--
Total Credit Outstanding	88.6	119.6



Largest 5 Exposures 3/	Credit Outstanding	
	SDR	As a % of quota
Argentina	31.1	976
Egypt	10.3	508
Ukraine	9.9	492
Ecuador	6.4	914
Pakistan	6.2	303



1/ Figures highlighted in blue changed from previous issued report; -- Indicates zero value, zero indicates amounts less than SDR 0.05 billion. Totals may not add due to rounding.

2/ Includes outstanding credit under the former Compensatory Financing Facility; for the chart also includes outstanding credit under the former Emergency Post Conflict and Natural Disaster Assistance policy.

3/ Members with current arrangements are bolded.

Table 2b. Current Financial Arrangements (GRA)

as of September 13, 2024

(In millions of SDRs, unless indicated otherwise) 1/

Member	Amount Committed	Amount Undrawn	Amount Drawn	Credit Outstanding		Period of Arrangement	
				Amount 2/	As a % of Quota	Effective Date	Expiration Date
Standby Arrangement (4)	2,318	1,369	949	1,590			
Armenia 3/	129	129	--	194	151	12-Dec-22	11-Dec-25
Georgia 3/	210	210	--	432	205	15-Jun-22	14-Jun-25
Kosovo 3/	80	80	--	15	19	25-May-23	24-May-25
Serbia 3/	1,899	949	949	949	145	19-Dec-22	18-Dec-24
Extended Fund Facility (19)	64,715	19,968	44,747	67,157			
Argentina	31,914	814	31,100	31,100	976	25-Mar-22	31-Dec-24
Bangladesh	1,646	706	940	1,073	101	30-Jan-23	29-Jul-26
Barbados	85	28	57	361	382	07-Dec-22	06-Dec-25
Benin	323	56	267	329	266	08-Jul-22	07-Jan-26
Cameroon	396	74	322	322	117	29-Jul-21	28-Jul-25
Cote d'Ivoire	1,734	991	743	1,329	204	24-May-23	23-Sep-26
Ecuador	3,000	2,247	753	6,378	914	31-May-24	30-May-28
Egypt	6,112	4,614	1,497	10,340	508	16-Dec-22	15-Oct-26
Honduras	416	357	59	212	85	21-Sep-23	20-Sep-26
Jordan	926	684	242	1,503	438	10-Jan-24	09-Jan-28
Kenya	2,146	804	1,341	1,341	247	02-Apr-21	01-Apr-25
Mauritania	43	17	26	26	20	25-Jan-23	24-Jul-26
Moldova	396	107	289	391	227	20-Dec-21	19-Oct-25
Papua New Guinea	456	305	151	151	57	22-Mar-23	21-May-26
Senegal	755	539	216	674	208	26-Jun-23	25-Jun-26
Seychelles	42	24	18	91	397	31-May-23	30-May-26
Sri Lanka	2,286	1,524	762	1,341	232	20-Mar-23	19-Mar-27
Suriname	431	140	290	290	225	22-Dec-21	31-Mar-25
Ukraine	11,608	5,935	5,673	9,906	492	31-Mar-23	30-Mar-27
Flexible Credit Line (4)	47,064	47,064	--	3,150			
Chile 3/	10,466	10,466	--	--	--	27-Aug-24	26-Aug-26
Colombia 3/	6,134	6,134	--	2,344	115	26-Apr-24	25-Apr-26
Mexico 3/	26,738	26,738	--	--	--	15-Nov-23	14-Nov-25
Morocco 3/ 4/	3,726	3,726	--	807	90	03-Apr-23	02-Apr-25
Precautionary and Liquidity Line (2)	1,134	931	203	462			
Jamaica 3/	728	728	--	206	54	01-Mar-23	28-Feb-25
North Macedonia 3/	407	203	203	256	183	21-Nov-22	20-Nov-24
Total Current GRA Arrangements (29)	115,231	69,332	45,900	72,360			
Memorandum Items:							
Credit outstanding from members without current arrangement and outright disbursements.				16,276			
Total Credit Outstanding.				88,635			

1/ -- Indicates zero value, zero indicates amounts less than SDR 0.5 million. Totals may not add due to rounding.

2/ Includes Credit Outstanding under expired arrangements and outright disbursements.

3/ The undrawn commitment of the arrangement is treated as precautionary by the authorities.

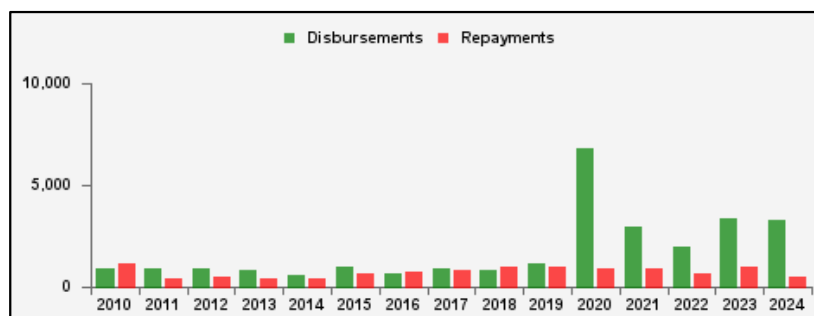
4/ Morocco made purchases under its previous Precautionary and Liquidity Line (PLL) expired in April 2020, of which SDR 806.6 million remains outstanding

Table 3a. Use of Concessional PRGT Resources 1/

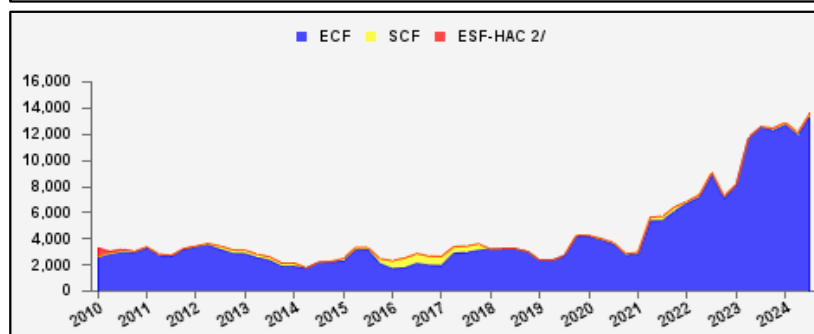
as of September 13, 2024

(In millions of SDRs, unless indicated otherwise)

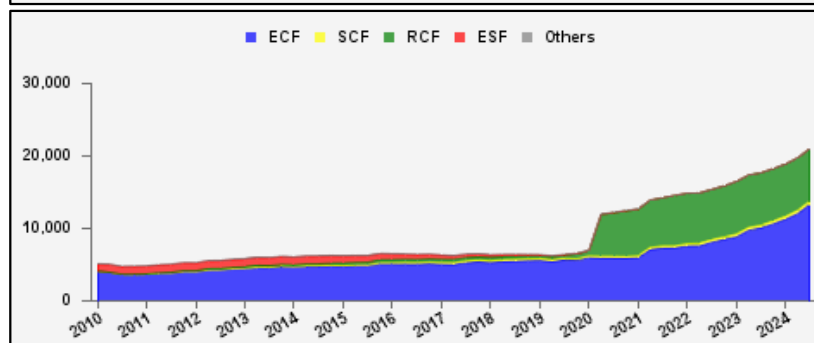
PRGT Lending (Calendar year to date)	SDR	USD
Disbursements	3,299.3	4,451.7
Repayments	514.5	694.2
Commitments Approved	3,579.8	4,830.2



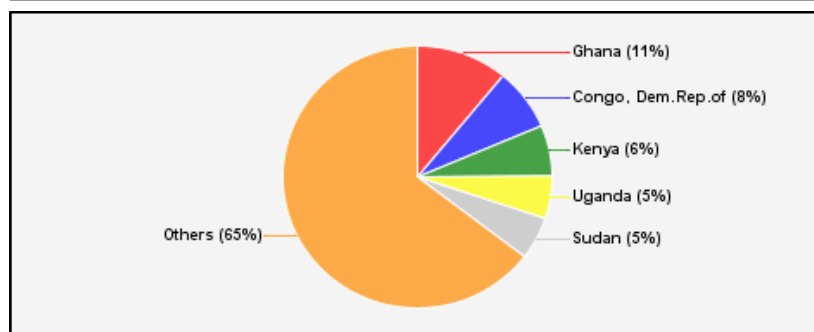
Commitments Under Current PRGT Arrangements	Number of	SDR	USD
Extended Credit Facility (ECF)	29	13,404.3	18,086.4
Standby Credit Facility (SCF)	1	200.3	270.2
Total Current Arrangements	30	13,604.6	18,356.6



Loans Outstanding by Facility	SDR	USD
Extended Credit Facility (ECF)	13,326.3	17,981.2
Standby Credit Facility (SCF)	474.4	640.1
Rapid Credit Facility (RCF)	7,239.2	9,767.8
(former) Exogenous Shocks Facility (ESF)	--	--
Others 3/	--	--
Total Loans Outstanding	21,039.9	28,389.1



Largest 5 Exposures 4/	Loans Outstanding	
	SDR	As a % of quota
Ghana	2,288.5	310
Congo, Dem.Rep.of	1,599.0	150
Kenya	1,179.8	217
Uganda	992.8	275
Sudan	991.6	157



1/ Figures highlighted in blue changed from previous issued report; -- Indicates zero value, zero indicates amounts less than SDR 0.05 million. Totals may not add due to rounding.

2/ The last commitment under the old ESF-HAC Facility expired on December 3, 2011.

3/ Includes outstanding and overdue loans under the (former) Structural Adjustment Facility and Trust Fund.

4/ Members with current arrangements are bolded.

Table 3b. Current Financial Arrangements (PRGT)

as of September 13, 2024

(In millions of SDRs, unless indicated otherwise) 1/

Member	Amount Committed	Amount Undrawn	Amount Drawn	Loans Outstanding		Period of Arrangement	
				Amount 2/	As a % of Quota	Effective Date	Expiration Date
Extended Credit Facility (29)	13,404	6,727	6,677	13,945			
Bangladesh	823	353	470	702	66	30-Jan-23	29-Jul-26
Benin	161	28	133	346	280	08-Jul-22	07-Jan-26
Burkina Faso	229	181	48	313	260	21-Sep-23	20-Sep-27
Burundi	200	154	46	101	66	17-Jul-23	16-Sep-26
Cabo Verde	45	9	36	60	252	15-Jun-22	14-Jun-25
Cameroon	198	37	161	774	280	29-Jul-21	28-Jul-25
Central African Rep.	147	98	49	216	194	27-Apr-23	26-Jun-26
Comoros	32	21	11	17	93	01-Jun-23	31-May-27
Congo, Rep. of	324	32	292	324	200	21-Jan-22	20-Jan-25
Cote d'Ivoire	867	496	372	857	132	24-May-23	23-Sep-26
Ethiopia	2,556	1,789	767	900	299	29-Jul-24	28-Jul-28
Gambia	75	58	17	111	179	12-Jan-24	11-Jan-27
Ghana	2,242	1,070	1,172	2,288	310	17-May-23	16-May-26
Guinea-Bissau	40	15	25	49	172	30-Jan-23	29-Jan-26
Honduras	208	178	30	163	65	21-Sep-23	20-Sep-26
Kenya	787	150	637	1,180	217	02-Apr-21	01-Apr-25
Madagascar	257	220	37	652	267	21-Jun-24	20-Jun-27
Malawi	132	105	26	321	231	15-Nov-23	14-Nov-27
Mauritania	21	9	13	235	182	25-Jan-23	24-Jul-26
Moldova	198	38	160	251	146	20-Dec-21	19-Apr-25
Mozambique	341	91	250	562	248	09-May-22	08-May-25
Nepal	282	94	188	352	225	12-Jan-22	11-Jan-26
Niger	197	39	158	362	275	08-Dec-21	07-Dec-25
Papua New Guinea	228	153	75	339	129	22-Mar-23	21-May-26
Senegal	378	270	108	410	127	26-Jun-23	25-Jun-26
Somalia	75	38	38	80	49	19-Dec-23	18-Dec-26
Tanzania	796	340	455	853	215	18-Jul-22	17-May-26
Togo	294	242	51	274	187	01-Mar-24	31-Aug-27
Zambia	1,272	419	853	853	87	31-Aug-22	30-Oct-25
Standby Credit Facility (1)	200	67	134	308			
Rwanda	200	67	134	308	192	14-Dec-23	13-Feb-25
Total Current PRGT Arrangements (30)	13,605	6,794	6,811	14,253			
Memorandum Items:							
Credit outstanding from members without current arrangement and outright loans.				6,787			
Total Credit Outstanding.				21,040			

1/ -- Indicates zero value, zero indicates amounts less than SDR 0.5 million. Totals may not add due to rounding.

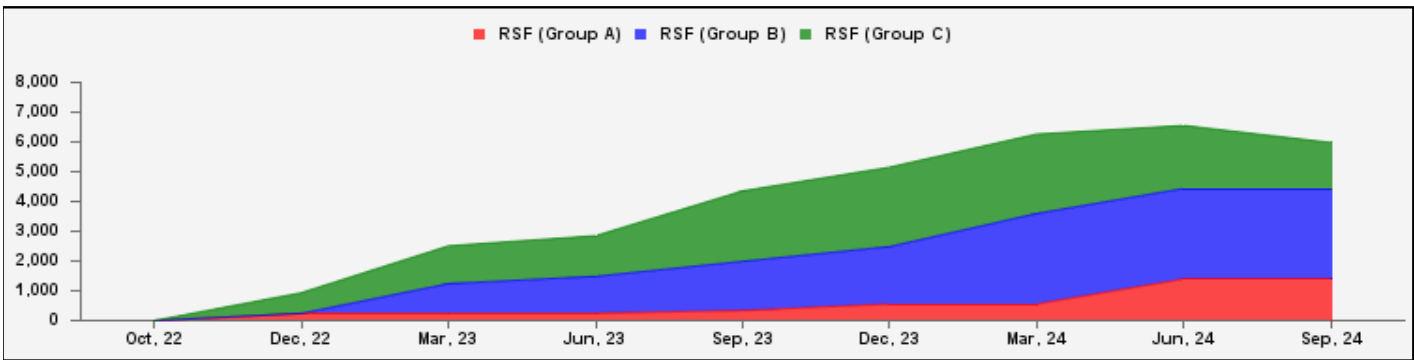
2/ Includes Loans Outstanding under expired arrangements and outright loans.

Table 4a. Use of RST Resources 1/
as of September 13, 2024
(In millions of SDRs, unless indicated otherwise)

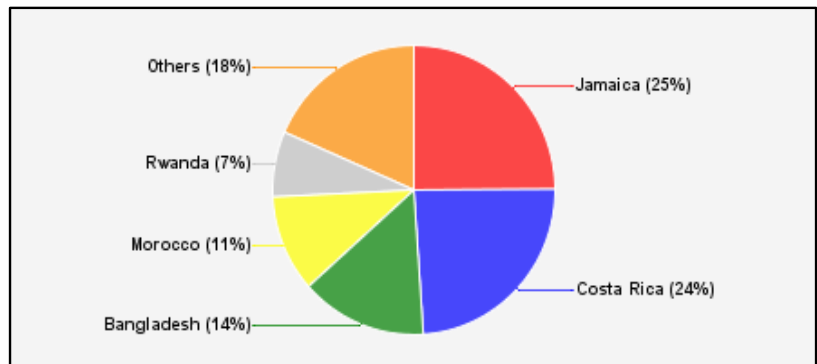
RST Lending (Calendar year to date)	SDR	USD
Disbursements	1,697.6	2,290.6
Repayments	--	--
Commitments Approved	1,954.7	2,637.5

Commitments Under Current RST Arrangements by Interest Rate Group 2/	Number of	SDR	USD	Loans Outstanding by Interest Rate Group	SDR	USD
Resilience and Sustainability Facility (Group A)	6	1,397.0	1,885.0	Resilience and Sustainability Facility (Group A)	222.8	300.6
Resilience and Sustainability Facility (Group B)	7	3,041.3	4,103.7	Resilience and Sustainability Facility (Group B)	574.8	775.5
Resilience and Sustainability Facility (Group C)	5	1,540.2	2,078.1	Resilience and Sustainability Facility (Group C)	1,508.5	2,035.4
Total Current Arrangements	18	5,978.5	8,066.8	Total Loans Outstanding	2,306.0	3,111.5

RST Commitments 3/



Largest 5 Exposures 4/	Loans Outstanding	
	SDR	As a % of quota
Jamaica	574.4	150
Costa Rica	554.1	150
Bangladesh	333.4	31
Morocco	250.0	28
Rwanda	168.4	105



1/ Figures highlighted in blue changed from previous issued report; -- Indicates zero value, zero indicates amounts less than SDR 0.05 million. Totals may not add due to rounding.

2/ The RSF has a tiered interest rate structure that differentiates financing terms across groups of countries (Group A, B, and C) with lower income members benefiting from more concessional terms. For details of the RST's tiered interest rate structure refer to the RST instrument (Attachment A, IMF Executive Board Decision No. 17231-(22/37) April 13, 2022, as amended).

3/ On October 12, 2022, the IMF's Managing Director announced that the RST has become operational, and the first RSF arrangement was approved on November 14, 2022.

4/ Members with current arrangements are bolded.

Table 4b. Current Financial Arrangements (RST)

as of September 13, 2024

(In millions of SDRs, unless indicated otherwise) 1/

Member 2/	Amount Committed	Amount Undrawn	Amount Drawn	Loans Outstanding		Period of Arrangement	
				Amount 3/	As a % of Quota	Effective Date	Expiration Date
Resilience and Sustainability Facility (Group A) (6) 4/	1,397	1,174	223	223			
Cabo Verde	24	18	5	5	22	11-Dec-23	14-Jun-25
Madagascar	244	244	--	--	--	21-Jun-24	20-Jun-27
Mauritania	193	178	15	15	12	19-Dec-23	24-Jul-26
Niger	99	64	34	34	26	05-Jul-23	07-Dec-25
Rwanda	240	72	168	168	105	12-Dec-22	11-Dec-25
Tanzania	597	597	--	--	--	20-Jun-24	17-May-26
Resilience and Sustainability Facility (Group B) (7) 4/	3,041	2,467	575	575			
Bangladesh	1,000	667	333	333	31	30-Jan-23	29-Jul-26
Benin	149	129	20	20	16	14-Dec-23	07-Jan-26
Cameroon	138	104	35	35	13	29-Jan-24	28-Jul-25
Cote d'Ivoire	976	915	61	61	9	15-Mar-24	23-Sep-26
Kenya	407	362	45	45	8	17-Jul-23	01-Apr-25
Moldova	129	97	32	32	19	06-Dec-23	19-Oct-25
Senegal	243	194	49	49	15	26-Jun-23	25-Jun-26
Resilience and Sustainability Facility (Group C) (5) 4/	1,540	1,160	380	380			
Barbados	142	57	85	85	90	07-Dec-22	06-Dec-25
Kosovo	62	23	39	39	47	25-May-23	24-May-25
Morocco	1,000	750	250	250	28	28-Sep-23	02-Apr-25
Paraguay	302	302	--	--	--	19-Dec-23	20-Nov-25
Seychelles	34	28	6	6	27	31-May-23	30-May-26
Total Current RST Arrangements (18)	5,978	4,801	1,178	1,178			
Memorandum Items:							
Credit outstanding from members without current arrangement.				1,128			
Total Credit Outstanding.				2,306			

1/ -- Indicates zero value, zero indicates amounts less than SDR 0.5 million. Totals may not add due to rounding.

2/ Details of members' concurrent GRA and/or PRGT arrangements are on Table 2b and Table 3b respectively, except for those members with a RSF that was approved concurrently with a Policy Coordination Instrument (PCI) or Policy Support Instrument (PSI) which are non-financing instruments.

3/ Includes Loans Outstanding under expired arrangements, if applicable.

4/ Under the Resilience and Sustainability Facility's (RSF) tiered interest rate structure that differentiates financing terms across groups of countries, interest is charged on credit outstanding for Group A, B, and C countries at the SDR interest rate +55 basis points (capped at 2.25%), +75 basis points, and +95 basis points respectively. For details of the RST's tiered interest rate structure refer to the RST instrument (Attachment A, IMF Executive Board Decision No. 17231-(22/37) April 13, 2022, as amended).