



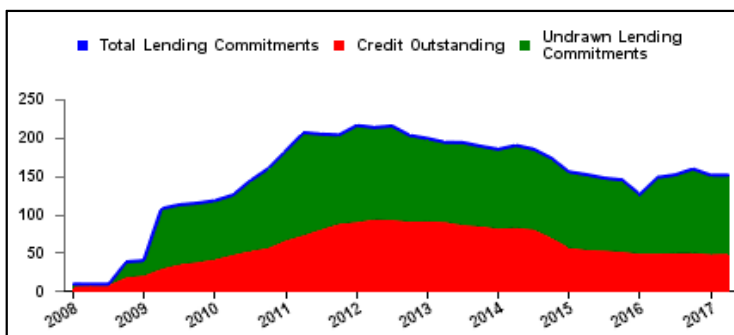
Weekly Report on Key Financial Statistics

Table 1. Key Indicators 1/

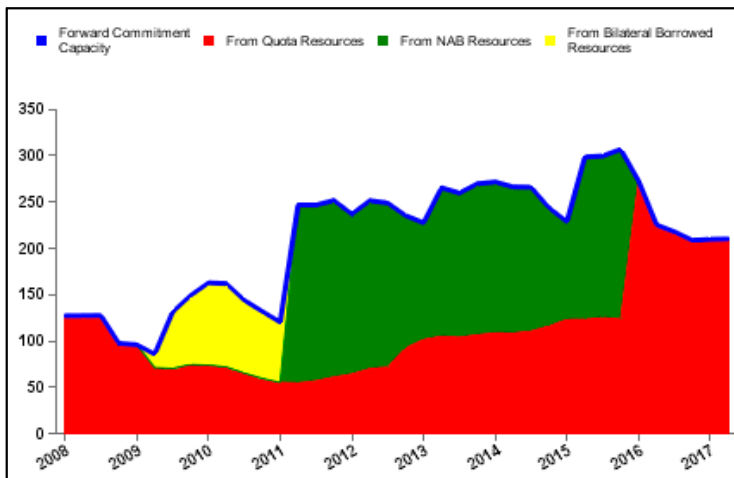
as of June 08, 2017

(In billions of SDRs, unless indicated otherwise)

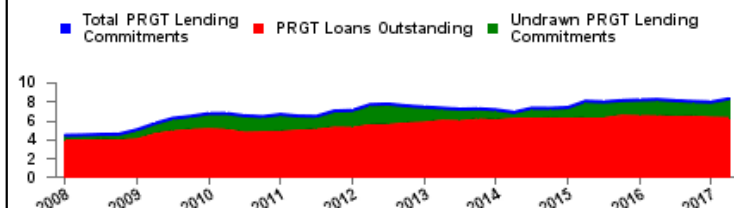
GRA Lending and Resources	SDR	USD
I. Total Lending Commitments, of which:	150.8	209.1
Undrawn Lending Commitments	102.5	142.1
Credit Outstanding	48.3	67.0
II. Forward Commitment Capacity (FCC)	210.1	291.3
III. Unactivated Borrowed Resources, of which: 2/	340.4	471.9
NAB	110.3	152.9
Bilateral Borrowing Agreements	230.1	319.0
IV. Total GRA Resources (I. + II. + III.)	701.3	972.3



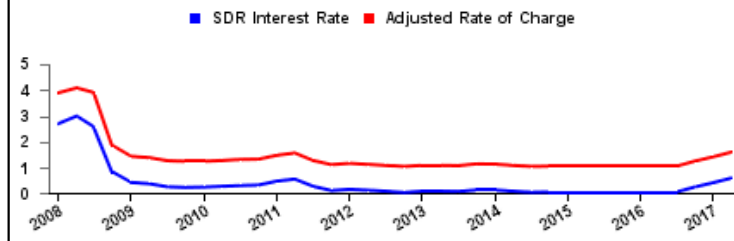
Forward Commitment Capacity (FCC)	SDR	USD
I. Usable resources (a) + (b)	391.6	542.9
(a) Fund quota resources	388.0	537.9
(b) Fund borrowed resources	3.6	5.0
II. Undrawn balances under GRA lending commitments	102.5	142.1
III. Uncommitted usable resources (I - II)	289.1	400.7
IV. Repurchases one-year forward	3.5	4.9
V. Repayments of borrowed resources one-year forward	2.5	3.5
VI. Prudential balance	79.9	110.8
VII. Forward commitment capacity (III + IV - V - VI) 3/	210.1	291.3
(a) From Quota resources	210.1	291.3
(b) From NAB resources	--	--
(c) From Bilateral Borrowed resources	--	--



PRGT Lending and Resources	SDR	USD
I. Total Lending Commitments, of which:	8.3	11.4
Ia. Undrawn lending commitments	1.9	2.7
Ib. Loans Outstanding	6.3	8.8
II. Undrawn Loan Resources	13.6	18.8
III. Uncommitted Loan Resources (II. - Ia.)	11.6	16.1



Rates	Percent
1 SDR = USD	1.38634
SDR Interest Rate	0.587
Adjusted Rate of Charge	1.590
Adjusted Rate of Remuneration	0.582



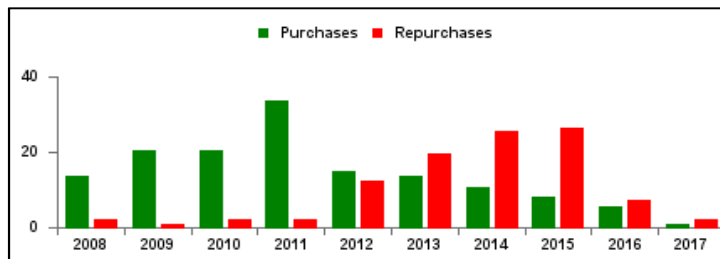
1/ -- Indicates zero value, zero indicates amounts less than SDR 0.05 billion. Totals may not add due to rounding.

2/ Excludes 20% prudential balance and borrowing lines of participants/members that are currently not in the FTP; for the NAB, also excludes borrowing lines of participants that have not yet adhered to the NAB as well as any outstanding NAB claims and undrawn committed resources under current NAB-eligible arrangements.

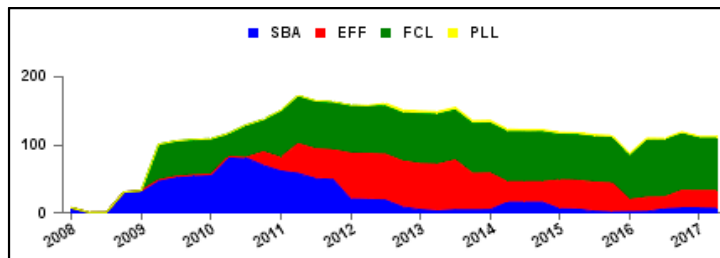
3/ Does not include the Bilateral Borrowing Agreements (activated only if the modified FCC is at or below SDR 100 billion).

Table 2a. Use of GRA Resources 1/
as of June 08, 2017
(In billions of SDRs, unless indicated otherwise)

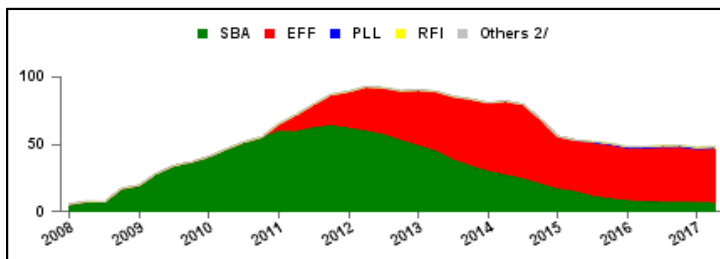
GRA Lending (Calendar year to date)	SDR	USD
Purchases	0.9	1.3
Financed by Quota Resources	0.5	0.7
Financed by Borrowings	0.4	0.6
Repurchases	1.9	2.7
Commitments Approved	7.0	9.7



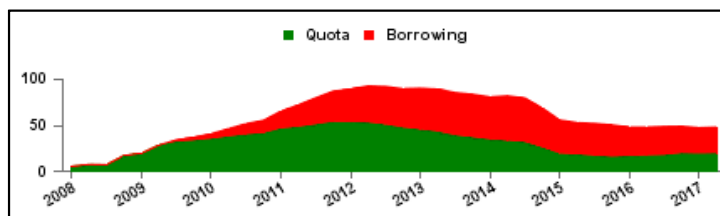
Commitments Under Current GRA Arrangements	Number of	SDR	USD
Standby Arrangement (SBA)	6	6.9	9.6
Extended Fund Facility (EFF)	11	26.0	36.1
Flexible Credit Line (FCL)	3	77.1	106.8
Precautionary and Liquidity Line (PLL)	1	2.5	3.5
Total Current Arrangements	21	112.5	156.0



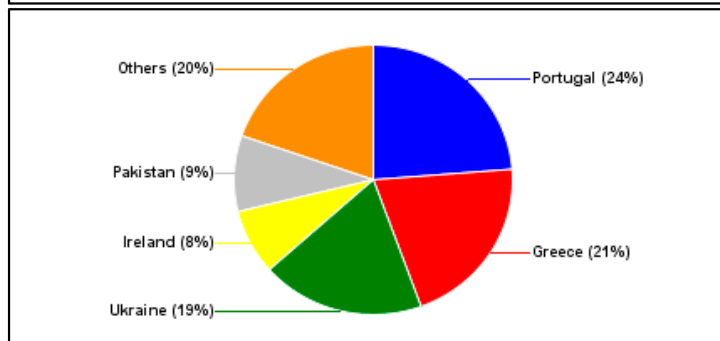
Credit Outstanding by Facility	SDR	USD
Standby Arrangement (SBA)	6.6	9.1
Extended Fund Facility (EFF)	40.5	56.2
Flexible Credit Line (FCL)	--	--
Precautionary and Liquidity Line (PLL)	--	--
Rapid Financing Instrument (RFI)	1.2	1.6
Others 2/	0.0	0.0
Total Credit Outstanding	48.3	67.0



Credit Outstanding by Financing Sources	SDR	USD
Financed by Quota Resources	19.2	26.6
Financed by Borrowings	29.1	40.3
Total Credit Outstanding	48.3	67.0



Largest 5 Exposures 3/	Credit Outstanding	
	SDR	As a % of quota
Portugal	11.5	557
Greece	10.0	411
Ukraine	9.2	455
Pakistan	4.4	216
Ireland	3.8	109



1/ -- Indicates zero value, zero indicates amounts less than SDR 0.05 billion. Totals may not add due to rounding.

2/ Includes outstanding credit under the former Compensatory Financing Facility; for the chart also includes outstanding credit under the former Emergency Post Conflict and Natural Disaster Assistance policy.

3/ Members with current arrangements are bolded.

Table 2b. Current Financial Arrangements (GRA)
as of June 08, 2017
(In millions of SDRs, unless indicated otherwise) 1/

Member	Amount Committed	Amount Undrawn	Amount Drawn	Credit Outstanding		Period of Arrangement	
				Amount 2/	As a % of Quota	Effective Date	Expiration Date
Standby Arrangement (6)	6,896	5,851	1,045	2,513			
Honduras 3/	78	78	--	--	--	03-Dec-14	02-Dec-17
Iraq	3,831	2,921	910	1,801	108	07-Jul-16	06-Jul-19
Jamaica 3/	1,195	1,195	--	559	146	11-Nov-16	10-Nov-19
Kenya 3/	709	709	--	--	--	14-Mar-16	13-Mar-18
Kosovo	148	12	135	153	186	29-Jul-15	04-Aug-17
Serbia 3/	935	935	--	--	--	23-Feb-15	22-Feb-18
Extended Fund Facility (11)	26,037	17,108	8,929	14,438			
Armenia	82	16	67	175	136	07-Mar-14	31-Aug-17
Bosnia-Herzegovina	443	380	63	371	140	07-Sep-16	06-Sep-19
Cote d'Ivoire	325	279	46	46	7	12-Dec-16	11-Dec-19
Egypt	8,597	6,627	1,970	1,970	97	11-Nov-16	10-Nov-19
Georgia	210	180	30	110	52	12-Apr-17	11-Apr-20
Jordan	515	463	51	1,021	298	24-Aug-16	23-Aug-19
Moldova	86	59	28	139	81	07-Nov-16	06-Nov-19
Mongolia	315	287	28	28	39	24-May-17	23-May-20
Sri Lanka	1,071	831	240	274	47	03-Jun-16	02-Jun-19
Tunisia	2,046	1,818	227	1,152	211	20-May-16	19-May-20
Ukraine	12,348	6,170	6,178	9,151	455	11-Mar-15	10-Mar-19
Flexible Credit Line (3)	77,069	77,069	--	--			
Colombia 3/	8,180	8,180	--	--	--	13-Jun-16	12-Jun-18
Mexico 3/	62,389	62,389	--	--	--	27-May-16	26-May-18
Poland 3/	6,500	6,500	--	--	--	13-Jan-17	12-Jan-19
Precautionary and Liquidity Line (1)	2,504	2,504	--	--			
Morocco 3/	2,504	2,504	--	--	--	22-Jul-16	21-Jul-18
Total Current GRA Arrangements (21)	112,506	102,532	9,974	16,951			
Memorandum Items:							
Credit outstanding from members without current arrangement and outright disbursements.				31,344			
Total Credit Outstanding.				48,295			

1/ -- Indicates zero value, zero indicates amounts less than SDR 0.5 million. Totals may not add due to rounding

2/ Includes Credit Outstanding under expired arrangements and outright disbursements.

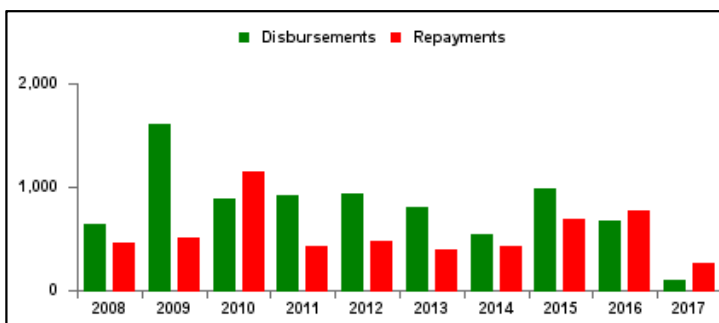
3/ Treated as precautionary by the authorities upon approval of the program.

Table 3a. Use of Concessional PRGT Resources 1/

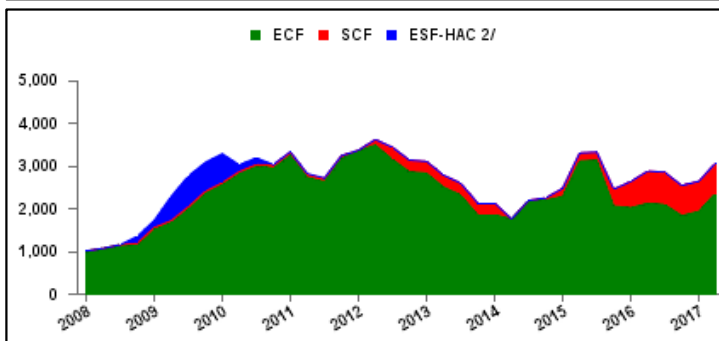
as of June 08, 2017

(In millions of SDRs, unless indicated otherwise)

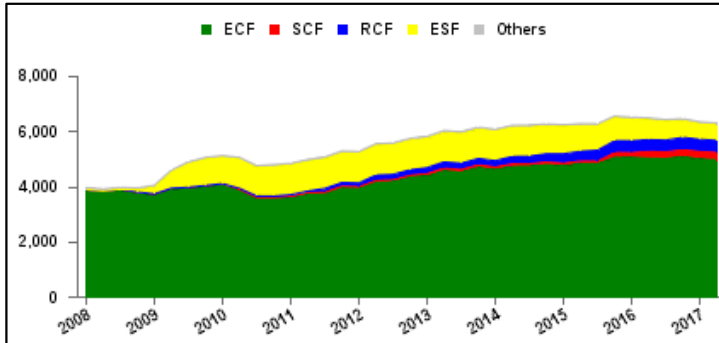
PRGT Lending (Calendar year to date)	SDR	USD
Disbursements	102.9	142.7
Repayments	260.1	360.6
Commitments Approved	548.1	759.8



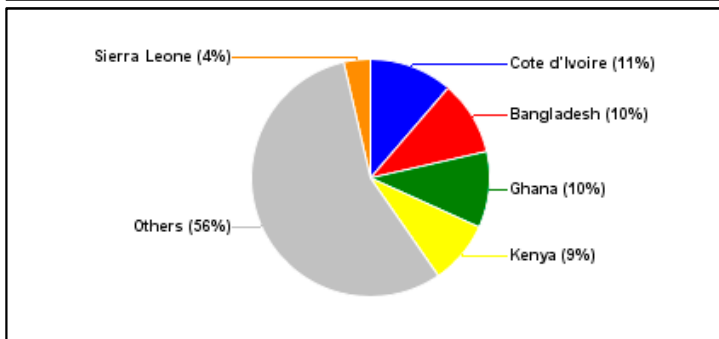
Commitments Under Current PRGT Arrangements	Number of	SDR	USD
Extended Credit Facility (ECF)	18	2,386.3	3,308.2
Standby Credit Facility (SCF)	3	703.3	975.0
Total Current Arrangements	21	3,089.6	4,283.2



Loans Outstanding by Facility	SDR	USD
Extended Credit Facility (ECF)	4,987.8	6,914.8
Standby Credit Facility (SCF)	265.2	367.6
Rapid Credit Facility (RCF)	439.3	609.0
(former) Exogenous Shocks Facility (ESF)	558.6	774.4
Others 3/	74.5	103.3
Total Loans Outstanding	6,325.4	8,769.2



Loans Outstanding		
Largest 5 Exposures 4/	SDR	As a % of quota
Cote d'Ivoire	715.3	110
Ghana	655.3	89
Bangladesh	640.0	60
Kenya	542.8	100
Sierra Leone	229.1	110



1/ -- Indicates zero value, zero indicates amounts less than SDR 0.05 million. Totals may not add due to rounding.

2/ The last commitment under the old ESF-HAC Facility expired on December 3, 2011.

3/ Includes outstanding and overdue loans under the (former) Structural Adjustment Facility and Trust Fund.

4/ Members with current arrangements are bolded.

Table 3b. Current Financial Arrangements (PRGT)
as of June 08, 2017
(In millions of SDRs, unless indicated otherwise) 1/

Member	Amount Committed	Amount Undrawn	Amount Drawn	Loans Outstanding		Period of Arrangement	
				Amount 2/	As a % of Quota	Effective Date	Expiration Date
Extended Credit Facility (18)	2,386	1,423	964	3,094			
Afghanistan	32	23	9	46	14	20-Jul-16	19-Jul-19
Benin	111	96	16	93	75	07-Apr-17	06-Apr-20
Burkina Faso	56	4	51	154	128	27-Dec-13	26-Sep-17
Central African Rep.	84	59	25	80	71	20-Jul-16	19-Jul-19
Chad	140	42	98	90	64	01-Aug-14	30-Nov-17
Cote d'Ivoire	163	139	23	715	110	12-Dec-16	11-Dec-19
Ghana	664	332	332	655	89	03-Apr-15	02-Apr-18
Guinea-Bissau	17	9	8	18	63	10-Jul-15	09-Jul-18
Kyrgyz Republic	67	29	38	135	76	08-Apr-15	07-Apr-18
Liberia	112	15	97	143	55	19-Nov-12	18-Nov-17
Madagascar	220	189	31	102	42	27-Jul-16	26-Nov-19
Malawi	139	20	119	150	108	23-Jul-12	30-Jun-17
Mali	98	38	60	124	67	18-Dec-13	17-Dec-17
Moldova	43	29	14	155	90	07-Nov-16	06-Nov-19
Niger	99	85	14	128	97	23-Jan-17	22-Jan-20
Sao Tome-Principe	4	3	2	4	25	13-Jul-15	12-Jul-18
Sierra Leone	162	162	--	229	110	05-Jun-17	04-Jun-20
Togo	176	151	25	74	51	05-May-17	04-May-20
Standby Credit Facility (3)	703	510	193	799			
Kenya 3/	355	355	--	543	100	14-Mar-16	13-Mar-18
Mozambique	204	119	85	146	64	18-Dec-15	17-Jun-17
Rwanda	144	36	108	110	69	08-Jun-16	07-Dec-17
Total Current PRGT Arrangements (21)	3,090	1,933	1,157	3,893			
Memorandum Items:							
Credit outstanding from members without current arrangement and outright loans.				2,432			
Total Credit Outstanding.				6,325			

1/ -- Indicates zero value, zero indicates amounts less than SDR 0.5 million. Totals may not add due to rounding.

2/ Includes Loans Outstanding under expired arrangements and outright loans

3/ Treated as precautionary by the authorities upon approval of the program.